


FEAL



TERM 150

PODIZNO-KLIZNA VRATA

LIFT & SLIDE DOORS

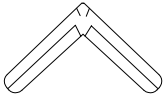
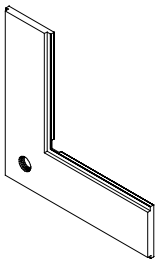
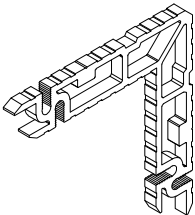
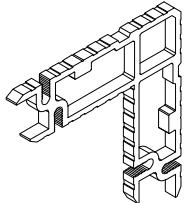
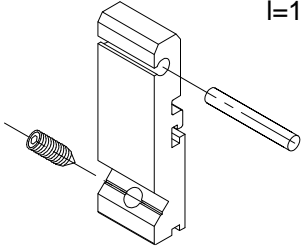
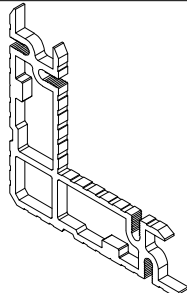
Knjiga B / Book B

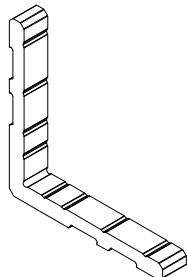
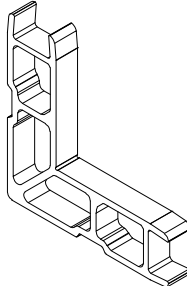

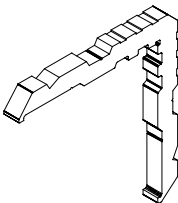
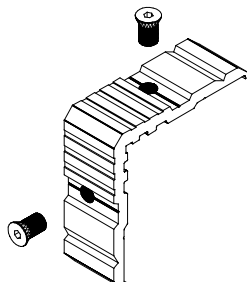
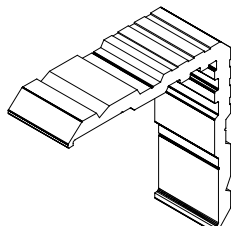
SADRŽAJ - CONTENT

06	VEZNI ELEMENTI	406.06.000
06	CONNECTION ELEMENTS	406.06.000
07	PVC ELEMENTI	406.07.000
07	PVC ELEMENTS	406.07.000
08	MEHANIZMI	406.08.000
08	MECHANISMS	406.08.000
09	BRTVILA	406.09.000
09	GASKETS	406.09.000
10	DODACI	406.10.000
10	ACCESSORIES	406.10.000
11	OBRADA I MONTAŽA TERMO 150	406.11.000
11	PROCESSING AND MONTAGE TERMO 150	406.11.000
11	OBRADA I MONTAŽA TERMO 150 plus	406.11.100
11	PROCESSING AND MONTAGE TERMO 150 plus	406.11.100
12	REZNE LISTE	406.12.000
12	CUTTING LISTS	406.12.000

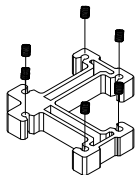
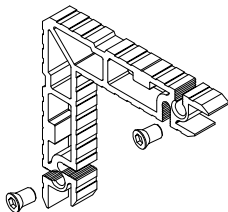
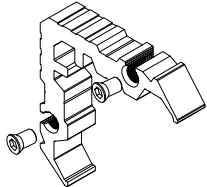
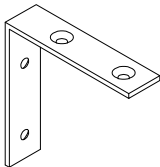
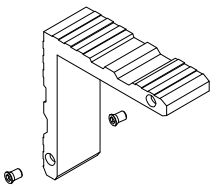
Vezni elementi

Connection elements

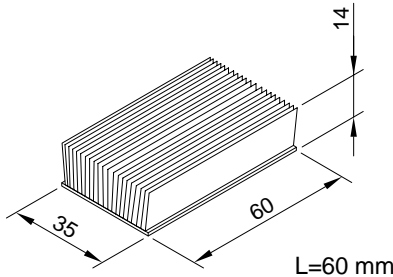
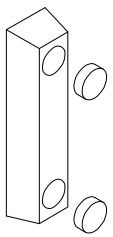
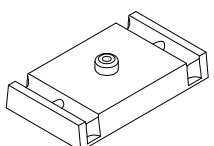
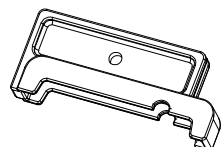
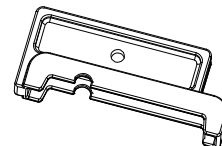
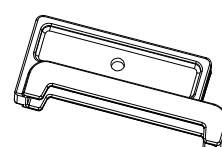
Oznaka Code	Izgled-presjek View- cross section	Opis Description	Materijal Material	Napomena Remark
730.002		<ul style="list-style-type: none"> - Kutna spojnica za komoru 1.7x4.7 - Stara oznaka: G112/A - Corner bracket for chamber 1.7x4.7 - Former code: G112/A 	Inox	
730.017		<ul style="list-style-type: none"> - Pomoćni kutnik za komoru 19.2x1.6 - Auxiliary corners for chamber 19.2x1.6 	Zamak	
710.188	 l=7.5 mm	<ul style="list-style-type: none"> - Kutna spojnica za komoru 7.9x25.1 - Koristi se za profil krila FT-1020 - Corner bracket for chamber 7.9x25.1 - Used for sash profile FT-1020 	Al.	
710.189	 l=7.5 mm	<ul style="list-style-type: none"> - Kutna spojnica za komoru 7.9x35.1 - Koristi se za profil krila FT-1022 - Corner bracket for chamber 7.9x35.1 - Used for sash profile FT-1022 	Al.	
710.212	 l=12.8mm	<ul style="list-style-type: none"> -Dodatni veznik za profil rama FT-1101F prema prečki FT-1136F (Termo 150 Plus) -Extra connector for frame profile FT-1101F towards mullion FT-1136F (Termo 150 Plus) 	Al	
710.401		<ul style="list-style-type: none"> - Kutna spojnica za komoru 7.1x35.1 - Corner bracket for chamber 7.1x35.1 	Al	

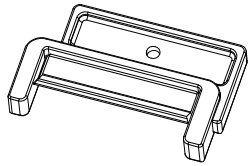
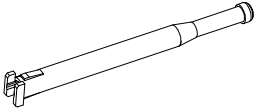
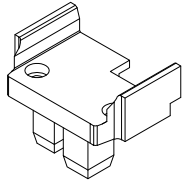
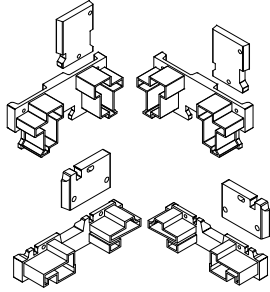
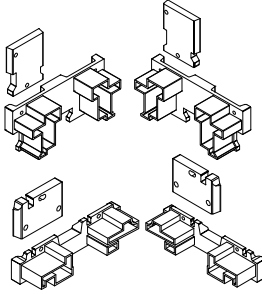
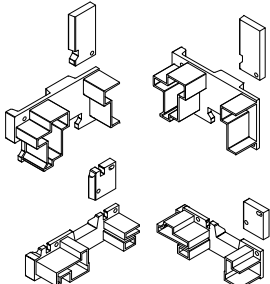
Oznaka Code	Izgled-presjek View-cross section	Opis Description	Materijal Material	Napomena Remark
710.402		<ul style="list-style-type: none"> - Kutna spojnica za komoru 9.9x6.4 - Corner bracket for chamber 9.9x6.4 	Al	
710.403		<ul style="list-style-type: none"> - Kutna spojnica za komoru 9.9x21.6 - Corner bracket for chamber 9.9x21.6 	Al	
710.404	 vijci 431.265 screw 431.265	<ul style="list-style-type: none"> - Kutna spojnica za komoru 23.9x6.4 - Corner bracket for chamber 23.9x6.4 	Al	
710.489	 l=7.5 mm	<ul style="list-style-type: none"> - Kutna spojnica za komoru 7.9x10.3 - Koristi se za profil krila FT-1021 - Corner bracket for chamber 7.9x10.3 - Used for sash profile FT-1021 	Al.	
710.490	 l=29.4 mm	<ul style="list-style-type: none"> - Kutna spojnica za komoru 29.9x8.5 - Koristi se za profile krila FT-1020, FT-1021 i FT-1022 - Corner bracket for chamber 29.9x8.5 - Used for sash profile FT-1020, FT-1021 i FT-1022 	Al.	
710.497	 l=29.4 mm	<ul style="list-style-type: none"> - Kutna spojnica za komoru 29.9x8.5 - Koristi se za profile krila FT-1020, FT-1021 i FT-1022 - Corner bracket for chamber 29.9x8.5 - Used for sash profile FT-1020, FT-1021 i FT-1022 	Al.	

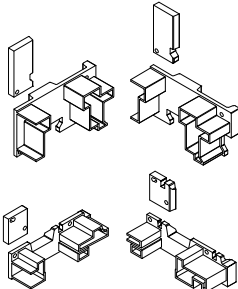
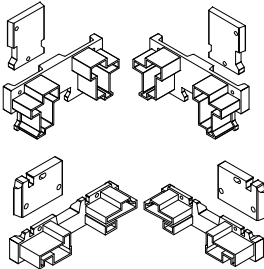
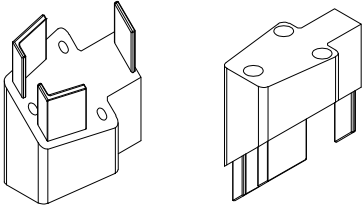
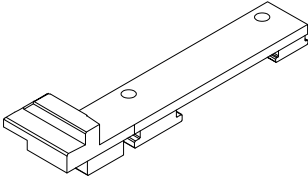
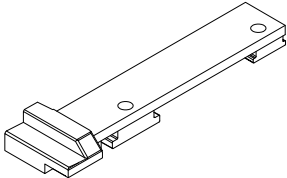
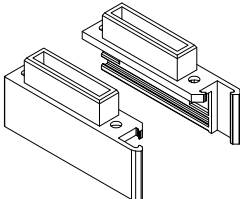
Oznaka Code	Izgled-presjek View-cross section	Opis Description	Materijal Material	Napomena Remark
710.523		- Kutna spojnica za komoru 30x12,2	Al	
710.524		- Kutna spojnica za komoru 13x16,2	Al	
710.538		- Veznik (L=13.8mm) - Radi se iz profila F-45052/A (Termo 150 Plus) - Connector (L=13.8mm) - Made out of profile F-45052/A (Termo 150 Plus)	Al	
710.543		- Dodatni veznik za profile rama FT-1102F prema prečki FT-1136F (Termo 150 Plus) - Extra connector for frame profile FT-1102F towards the mullion FT-1136F (Termo 150 Plus)	Al	
731.010		- Kutna spojnica za usku komoru - Stara oznaka 2019/500 - Corner bracket for narrow chamber - Former code 2019/500	Zamak	

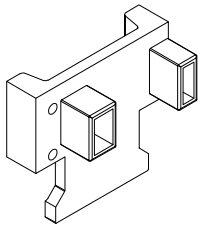
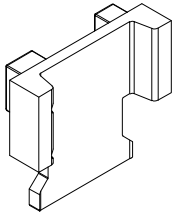
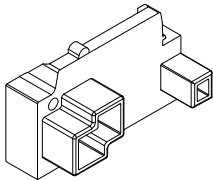
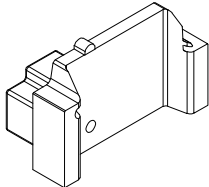
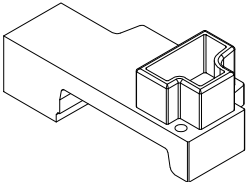
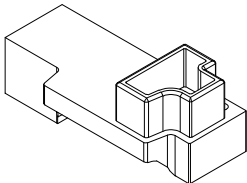
Oznaka Code	Izgled-presjek View-cross section	Opis Description	Materijal Material	Napomena Remark
710.609		<ul style="list-style-type: none"> - Kutna spojnica za komoru 45.1x14.2 - Koristi se za profil FT-1101 spoj pod 90° - (Termo 150 plus) 	Al	
710.610	 l=14mm M8x13	<ul style="list-style-type: none"> - Kutna spojnica za komoru 24.6x14.2 - Koristi se za profil Ft-1101 spoj rama pod 90° - (Termo 150 plus) 	Al	
710.611	 l=16mm M8x13	<ul style="list-style-type: none"> - Kutna spojnica za komoru 16.8x17.2 - Koristi se za profil FT-1101 spoj rama pod 90° - (Termo 150 plus) 	Al	
710.612	 l=15mm	<ul style="list-style-type: none"> - Kutna spojnica za komoru 15x2 - Koristi se za profil FT-1101 spoj rama pod 90° - (Termo 150 plus) 	Al	
710.431		<ul style="list-style-type: none"> - Kutna spojnica za komoru 14.3x12.2 - Koristi se za profil FT-1101 spoj rama pod 90° - (Termo 150 plus) 	Al	

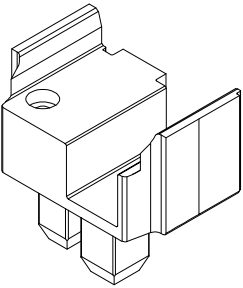
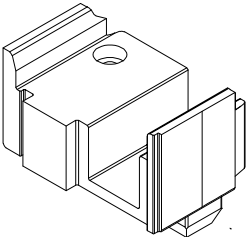
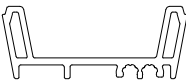
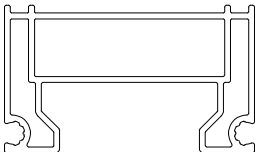
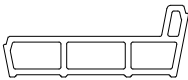
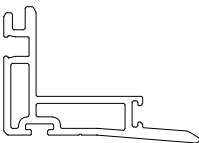
PVC elementi PVC elements

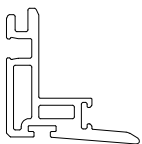

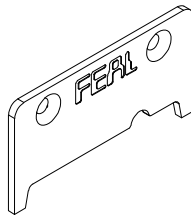
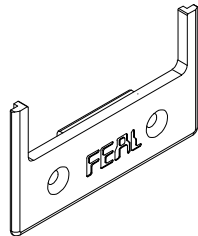
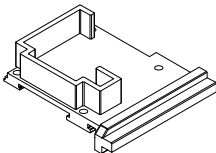
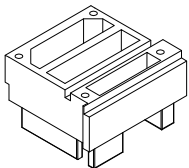
Oznaka Code	Izgled-presjek View - cross section	Opis Description	Materijal Material	Napomena Remark
340.082		<ul style="list-style-type: none"> - Četkasta brtva 35x14-samoljepiva (Termo 150) - Duljina rezanja L=60 mm - Brush gasket 35x14- self-adhesive (Termo 150) - Cut lenght L=60 mm 		
345.010		<ul style="list-style-type: none"> - Odbojnik krila - Sash bumper 	Tvrda guma Hard rubber	
360.003		<ul style="list-style-type: none"> - Umetak u ramu, na spoju krila - donji - Za lijeva i desna vrata - Stara oznaka K109 - Insert in frame, on sash joint - lower - For right and left door - Former code K109 	Guma Rubber	
360.004		<ul style="list-style-type: none"> - Umetak za profil F-1433 - donji (za vanjsko krilo) - Za lijeva i desna vrata (oba krila otvarajuća) - Stara oznaka K110 - Insert for profile F-1433 - lower (for exterior sash) - For left and right door (both sash fitting) - Former code K110 	Guma Guma	
360.005		<ul style="list-style-type: none"> - Umetak za profil F-1433 - donji (otvarajuće krilo) - Za lijeva i desna vrata s fiksnim dijelom - Stara oznaka K111 - Insert for profile F-1433 - lower (opening sash) - For left and right door with fixed part - Former code K111 	Guma Rubber	
360.006		<ul style="list-style-type: none"> - Umetak za profil F-1433-gornji i donji (fiksno krilo) - Za desna i lijeva vrata - Stara oznaka K112 - Insert for profile F-1433 - upper and lower (fixed sash) - For right and left door - Former code K112 	Guma Rubber	

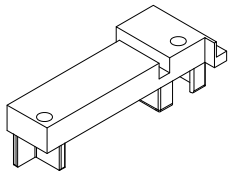
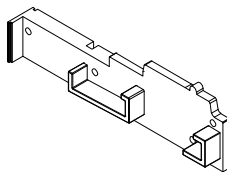
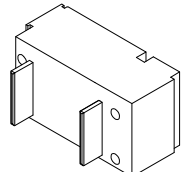
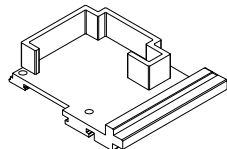
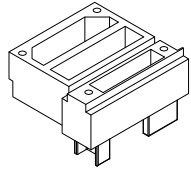
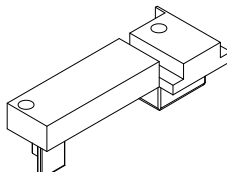
Oznaka Code	Izgled-presjek View - cross section	Opis Description	Materijal Material	Napomena Remark
360.007		<ul style="list-style-type: none"> - Umetak za profil F-1433 - gornji (otvarajuće krilo) - Za desna i lijeva vrata - Stara oznaka K113 - Insert for profile F-1433 - upper (opening sash) - For right and left door - Former code K113 	Guma Rubber	
360.009		<ul style="list-style-type: none"> - Sustav odvodnje kapljevina Monodrain - Drainage system Monodrain 		
363.030		<ul style="list-style-type: none"> - Umetak za profil FT-1030F - Insert for profile FT-1030F 	Tvrda guma Hard rubber	
363.043		<ul style="list-style-type: none"> Set umetaka za lijeva dvokrilna vrata Set of inserts for left double sash door 	Tvrda guma Hard rubber	
363.044		<ul style="list-style-type: none"> Set umetaka za desna dvokrilna vrata Set of inserts for right double sash door 	Tvrda guma Hard rubber	
363.045		<ul style="list-style-type: none"> Set umetaka za lijeva trokrilna vrata Set of inserts for left triple sash door 	Tvrda guma Hard rubber	

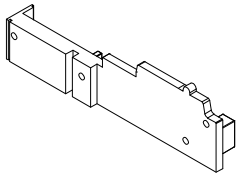
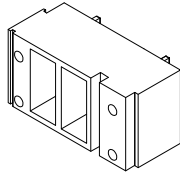


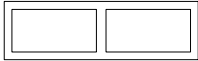
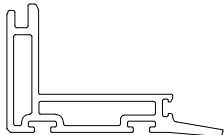
Oznaka Code	Izgled-presjek View - cross section	Opis Description	Materijal Material	Napomena Remark
363.046		Set umetaka za desna trokrilna vrata Set of inserts for right triple sash door	Tvrda guma Hard rubber	
363.047		Set umetaka za četverokrilna vrata Set of inserts for four sash door	Tvrda guma Hard rubber	
363.052		- Čep na krilu FT-1121 na sredini - Cap on middle sash FT-1121	Tvrda guma Hard rubber	
363.053		- Čep na prečki FT-1130F u pragu (lijevi) - Cap on mullion FT-1130F in treshold (left)	Tvrda guma Hard rubber	
363.054		- Čep na prečki FT-1130F u pragu (desni) - Cap on mullion FT-1130F in treshold (right)	Tvrda guma Hard rubber	
363.055		- Čep na spoju dva krila pod 90° - Cap for two sash joint under 90°	Tvrda guma Hard rubber	

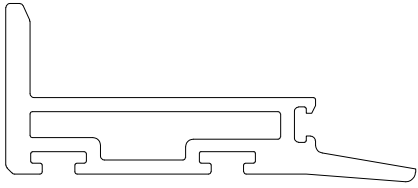
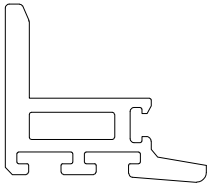
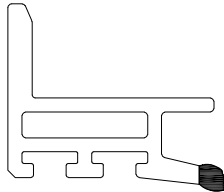
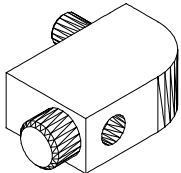
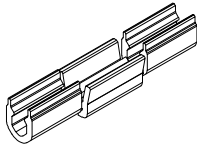
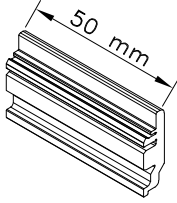
Oznaka Code	Izgled-presjek View - cross section	Opis Description	Materijal Material	Napomena Remark
363.056		- Čep za gornji spoj rama (lijevi) - Cap for upper frame joint (left)	Tvrda guma Hard rubber	
363.057		- Čep za gornji spoj rama (desni) - Cap for upper frame joint (right)	Tvrda guma Hard rubber	
363.058		- Čep za donji spoj rama (lijevi) - Cap for lower frame joint (left)	Tvrda guma Hard rubber	
363.059		- Čep za donji spoj rama (desni) - Cap for lower frame joint (right)	Tvrda guma Hard rubber	
363.060		- Čep za donji spoj prečke u rami (lijevi) - Cap for lower joint mullion in frame (left)	Tvrda guma Hard rubber	
363.061		- Čep za donji spoj prečke u rami (desni) - Cap for lower joint mullion in frame (right)	Tvrda guma Hard rubber	

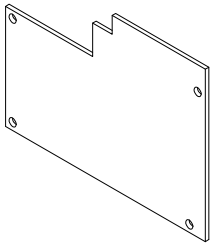
Oznaka Code	Izgled-presjek View - cross section	Opis Description	Materijal Material	Napomena Remark
363.075		<ul style="list-style-type: none"> - Čep za spojni profi FT-1030 (lijevi) (za ugradnju usporivača krila HS COMFORT CLOSE) - Cap for sash joint profile (left) (for sash retarder HS COMFORT CLOSE) 	Tvrda guma Hard rubber	
363.076		<ul style="list-style-type: none"> - Čep za spojni profi FT-1030 (desni) (za ugradnju usporivača krila HS COMFORT CLOSE) - Cap for sash joint profile (right) (for sash retarder HS COMFORT CLOSE) 	Tvrda guma Hard rubber	
372.001		<ul style="list-style-type: none"> - Pvc umetak u donjem pojasu rama - Pvc insert in lower position of frame 	ABS	
372.002		<ul style="list-style-type: none"> - Pvc umetak u gornjem vodoravnom pojasu rama - Pvc insert in upper horizontal position of frame 	ABS	
372.003		<ul style="list-style-type: none"> - Pvc umetak u okomitom pojasu rama - Pvc insert in vertical position of frame 	ABS	
372.004		<ul style="list-style-type: none"> - Pvc umetak na spoju krila (FT-1020) - Pvc insert on sash joint (FT-1020) 	ABS	

Oznaka Code	Izgled-presjek View - cross section	Opis Description	Materijal Material	Napomena Remark
372.005		- Pvc umetak na spoju krila (FT-1021) - Pvc insert on sash joint (FT-1021)	ABS	
373.051		- Čep maske krila u donjem pojasu (lijevi) - Sash mask cap in lower position (left)	PVC	
373.052		- Čep maske krila u donjem pojasu (desni) - Sash mask cap in lower position (right)	PVC	
373.053		- Čep maske krila u gornjem pojasu - Sash mask cap in upper position	PVC	
373.067		Donji umetak za prečku FT-1131F (Termo 150 Plus) Umetak 373.067 koristiti za podizno-klizna vrata s integriranim desnim fiksnim poljem (gledajući iznutra) Lower insert for mullion FT-1131F (Termo 150 Plus) Insert 373.067 use for lifting-sliding doors with integrated right fixed field (inside looking)	Tvrda guma	
373.068		Gornji umetak za prečku FT-1131F (Termo 150 Plus) Umetak 373.068 koristiti za podizno-klizna vrata s integriranim desnim fiksnim poljem (gledajući iznutra) Upper insert for mullion FT-1131F (Termo 150 Plus) Insert 373.068 use for lifting-sliding doors with integrated right fixed field (inside looking)	Tvrda guma	

Oznaka Code	Izgled-presjek View - cross section	Opis Description	Materijal Material	Napomena Remark
373.069		Gornji umetak za malu prečku FT-1130F (Termo 150 Plus) Umetak 373.069 koristiti za podizno-klizna vrata s integriranim desnim fiksnim poljem (gledajući iznutra) Upper insert for mullion FT-1130F (Termo 150 Plus) Insert 373.069 use for lifting-sliding doors with integrated right fixed field (inside looking)	Tvrda guma	
373.070		Donji bočni umetak na spoju profila FT-1102F i FT-1103F (Termo 150 Plus) Umetak 373.070 koristiti za podizno-klizna vrata s integriranim desnim fiksnim poljem (gledajući iznutra) Lower side insert at profile joint FT-1102F and FT-1103F (Termo 150 Plus) Insert 373.070 use for lifting-sliding doors with integrated right fixed field (inside looking)	Tvrda guma	
373.071		Gornji bočni umetak na spoju profila FT-1101F i FT-1103F (Termo 150 Plus) Umetak 373.071 koristiti za podizno-klizna vrata s integriranim desnim fiksnim poljem (gledajući iznutra) Upper side insert at profile joint FT-1101F i FT-1103F (Termo 150 Plus) Insert 373.071 use for lifting-sliding doors with integrated right fixed field (inside looking)	Tvrda guma	
373.072		Donji umetak za prečku FT-1131F (Termo 150 Plus) Umetak 373.072 koristiti za podizno-klizna vrata s integriranim lijevim fiksnim poljem (gledajući iznutra) Lower insert for mullion FT-1131F (Termo 150 Plus) Insert 373.072 use for lifting-sliding doors with integrated left fixed field (inside looking)	Tvrda guma	
373.073		Gornji umetak za prečku FT-1131F (Termo 150 Plus) Umetak 373.073 koristiti za podizno-klizna vrata s integriranim lijevim fiksnim poljem (gledajući iznutra) Upper insert for mullion FT-1131F (Termo 150 Plus) Insert 373.073 use for lifting-sliding doors with integrated left fixed field (inside looking)	Tvrda guma	
373.074		Gornji umetak za malu prečku FT-1130F (Termo 150 Plus) Umetak 373.074 koristiti za podizno-klizna vrata s integriranim lijevim fiksnim poljem (gledajući iznutra) Upper insert for mullion FT-1130F (Termo 150 Plus) Insert 373.074 use for lifting-sliding doors with integrated left fixed field (inside looking)	Tvrda guma	

Oznaka Code	Izgled-presjek View - cross section	Opis Description	Materijal Material	Napomena Remark
373.075		Donji bočni umetak na spoju profila FT-1102F i FT-1103F (Termo 150 Plus) Umetak 373.075 koristiti za podizno-klizna vrata s integriranim lijevim fiksnim poljem (gledajući iznutra) Lower side insert at profile joint FT-1102F and FT-1103F (Termo 150 Plus) Insert 373.075 use for lifting-sliding doors with integrated left fixed field (inside looking)	Tvrda guma	
373.076		Gornji bočni umetak na spoju profila FT-1101F i FT-1103F (Termo 150 Plus) Umetak 373.076 koristiti za podizno-klizna vrata s integriranim lijevim fiksnim poljem (gledajući iznutra) Upper side insert at profile joint FT-1101F i FT-1103F (Termo 150 Plus) Insert 373.076 use for lifting-sliding doors with integrated left fixed field (inside looking)	Tvrda guma	
374.037		- PVC profil za ugradnju - PVC profile for installation	PVC	
374.069	 M1:2	- PVC profil za ugradnju (65x15) - PVC profile for installation (65x15)	PVC	
374.070	 M1:2	- PVC profil za ugradnju (50x15) - PVC profile for installation (50x15)	PVC	
374.078		- Pvc umetak na spoju krila (FT-1022) - Pvc insert on sash joint (FT-1022)	PVC	

Oznaka Code	Izgled-presjek View - cross section	Opis Description	Materijal Material	Napomena Remark
374.083		<ul style="list-style-type: none"> - PVC profil na spoju dva krila (veliko krilo) - PVC profile on two sash joint (large sash) 	PVC	
374.084		<ul style="list-style-type: none"> - PVC profil na spoju dva krila (malo krilo) - PVC profile on two sash joint (small sash) 	PVC	
374.120		<ul style="list-style-type: none"> - PVC profil na spoju dva krila (malo krilo F T-1121 i FT-1122) - PVC profile on two sash joint (small sash) FT-1121 i Ft-1122 	PVC	
375.020		<ul style="list-style-type: none"> - Ublaživač udara krila - Stara oznaka OK-120-01 - Sash bumper(buffer) - Former code OK-120-01 	PVC i EPDM	
375.048		<ul style="list-style-type: none"> - Kopča za profil F-1298 - Clamp for profile F-1298 	PVC	
373.078		<ul style="list-style-type: none"> - Usmjerivač krila - Minimalno četiri po krilu - Sash guide - Minimum of four per sash 	PVC	

Oznaka Code	Izgled-presjek View - cross section	Opis Description	Materijal Material	Napomena Remark
521.209		- Bočni čep za kadice - Side drainage profile	AL	

Mehanizmi Mechanisms

PODIZNO-KLIZNI MEHANIZAM HS 150 (Notter)

-za krilo FT-1020F

-težina krila max. 150 kg

-mjere krila $F_b \times F_h = (650-3300) \times (783-2406)$

-položaj ručke

-prozor (visine 783-1806) ~406

-vrata (visine 1783-2406) ~1006

LIFT AND SLIDE HARDWARE HS 150 (Notter)

-for sash FT-1020F

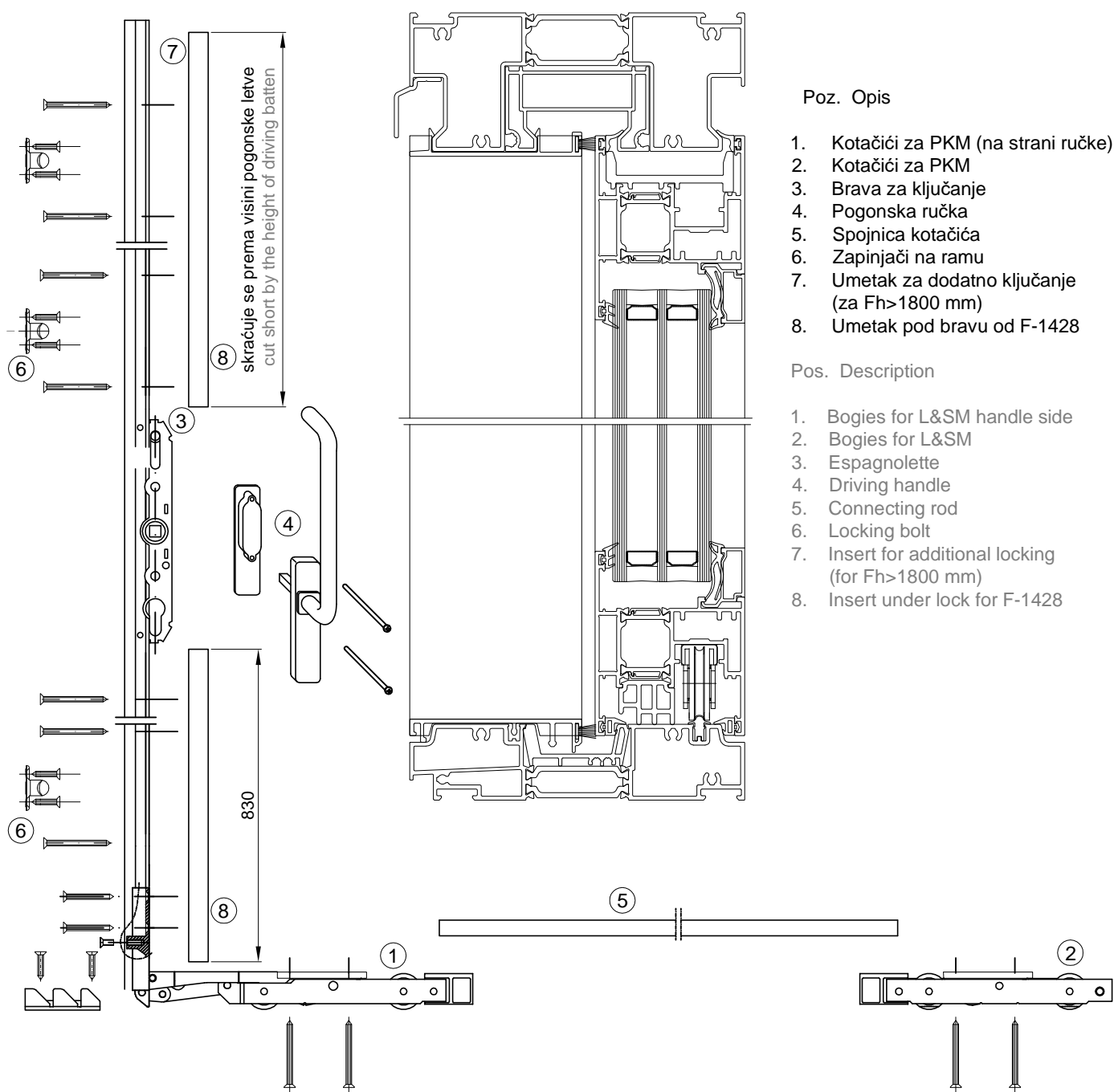
-sash weight max. 150 kg

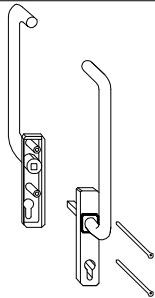
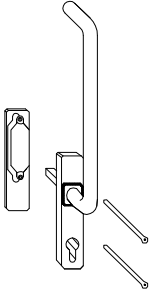
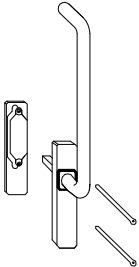
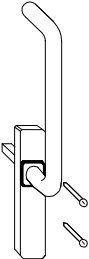
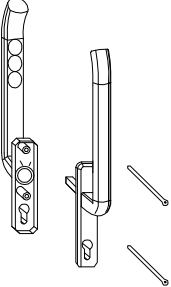
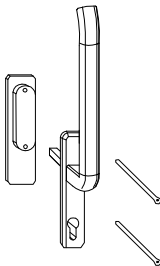
-sash measurements $F_b \times F_h = (650-3300) \times (783-2406)$

-handle position

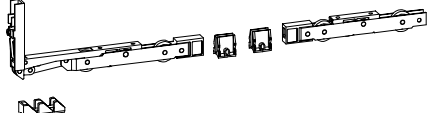
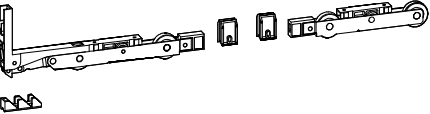
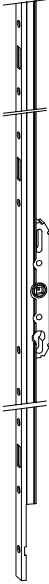
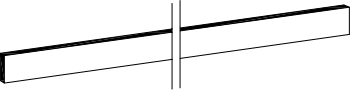

-window (height 783-1806) ~406


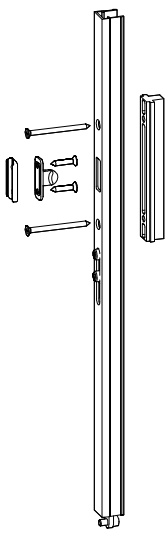
-door (height 1783-2406) ~1006



Oznaka Code	Izgled-presjek View- cross section	Opis Description	Materijal Material	Napomena Remark
101.004.04 02 01		<ul style="list-style-type: none"> - Ručka sa dvije strane (sa cilindrom) - Stara oznaka 006 529 01 C0 (elox) 02 C34 (siva) 03 RAL 9016 (crna) - Two side handle (with cylinder) - Former code 006 529 01 C0 (elox) 02 C34 (grey) 03 RAL 9016 (black) <p>Notter</p>	-	
101.005.04 02 01		<ul style="list-style-type: none"> - Ručka (unutra cilindar), vani prihvati - Stara oznaka 006 530 01 C0 (elox) 02 C34 (siva) 03 RAL 9016 (crna) - Handle (cylinder inside), finger grip outside - Former code 006 530 01 C0 (elox) 02 C34 (grey) 03 RAL 9016 (black) <p>Notter</p>	-	
101.006.04 02 01		<ul style="list-style-type: none"> - Ručka (unutra bez cilindra), vani prihvati - Stara oznaka 006 531 01 C0 (elox) 02 C34 (siva) 03 RAL 9016 (crna) - Handle (without cylinder inside), finger grip outside - Former code 006 531 01 C0 (elox) 02 C34 (grey) 03 RAL 9016 (black) <p>Notter</p>	-	
101.007.04 02 01		<ul style="list-style-type: none"> - Ručka (obična) - Stara oznaka 006 533 01 C0 (elox) 02 C34 (siva) 03 RAL 9016 (crna) - Handle (regular) - Former code 006 533 01 C0 (elox) 02 C34 (grey) 03 RAL 9016 (black) <p>Notter</p>	-	
101.008.04 02 01		<ul style="list-style-type: none"> - Ručka sa dvije strane (sa cilindrom) - Stara oznaka 006 809 01 C0 (elox) 02 C34 (siva) 03 RAL 9016 (crna) - Two side handle (with cylinder) - Former code 006 809 01 C0 (elox) 02 C34 (grey) 03 RAL 9016 (black) <p>Notter</p>	-	
101.009.04 02 01		<ul style="list-style-type: none"> - Ručka (unutra cilindar), vani prihvati - Stara oznaka 006 810 01 C0 (elox) 02 C34 (siva) 03 RAL 9016 (crna) - Handle (cylinder inside), finger grip outside - Former code 006 810 01 C0 (elox) 02 C34 (grey) 03 RAL 9016 (black) <p>Notter</p>	-	

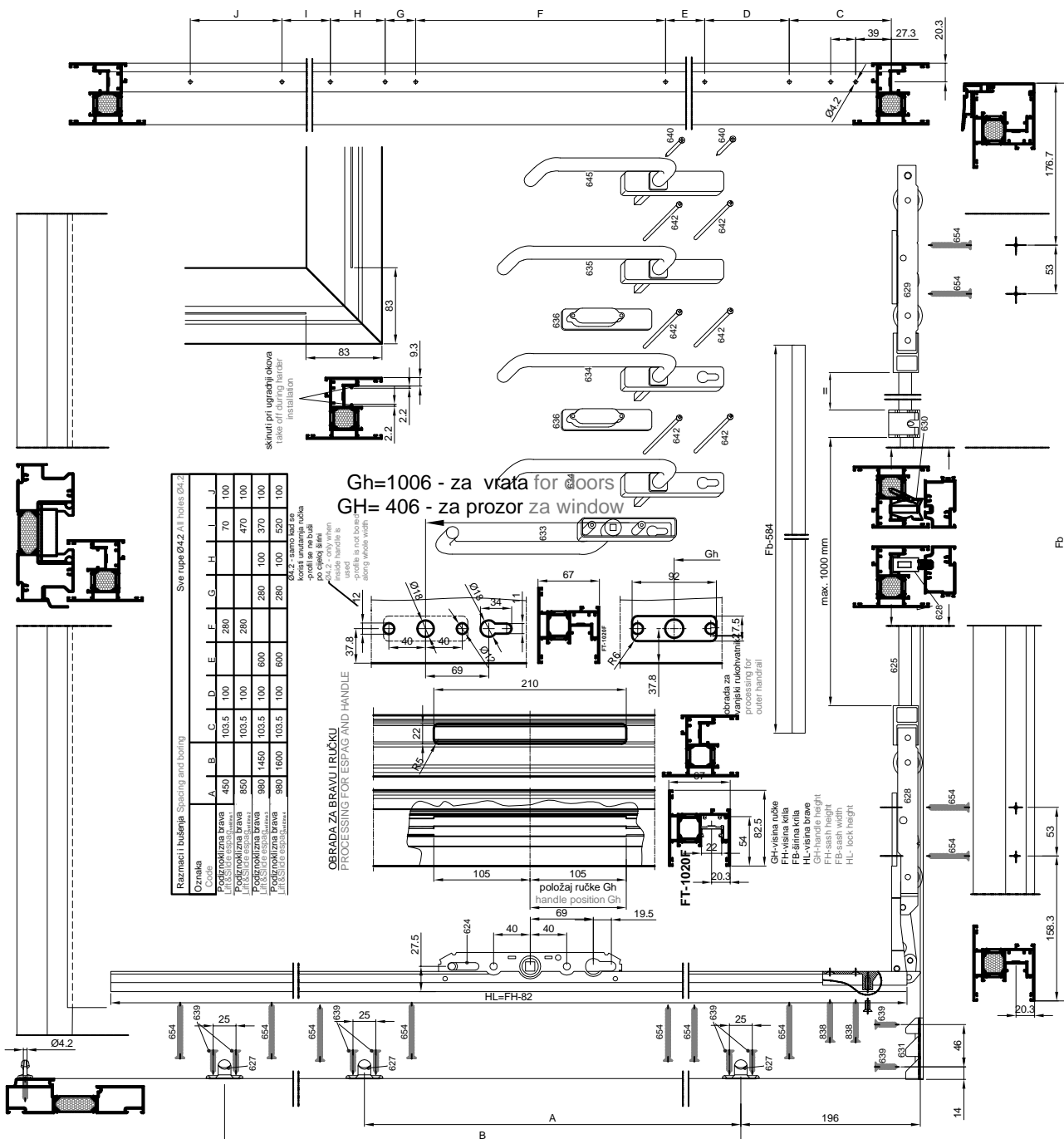
[illegible]

Oznaka Code	Izgled-presjek View- cross section	Opis Description	Materijal Material	Napomena Remark
133.012	 HS 150 (150 kg)	<ul style="list-style-type: none"> - Kotačiči za podizno klizni mehanizam HS-150 - Stara oznaka 006 527 00 (za vodilicu F-1112) - Bogies for Lift&Slide mechanism HS-150 - Former code 006 527 00 (for guide rail F-1112) 		
133.074	 HS 250 (250 kg)	<ul style="list-style-type: none"> - Kotačiči za podizno klizni mehanizam HS-250 - Stara oznaka 006 554 00 (za vodilicu F-1112) - Bogies for Lift&Slide mechanism HS-250 - Former code 006 554 00 (for guide rail F-1112) 		
133.014.04 133.014.02		<ul style="list-style-type: none"> - Brava za ključanje - Stara oznaka 006 542 01 C0 (Fh 800-1200) - Stara oznaka 006 542 02 c34(Fh 800-1200) - Espagnolette - Former code 006 542 01 C0 (Fh 800-1200) - Former code 006 542 02 c34(Fh 800-1200) 		
133.015.04 133.015.02		<ul style="list-style-type: none"> - Brava za ključanje - Stara oznaka 006 543 01 C0 (Fh 1201-1800) - Stara oznaka 006 543 02 c34(Fh 1201-1800) - Espagnolette - Former code 006 543 01 C0 (Fh 1201-1800) - Former code 006 543 02 c34(Fh 1201-1800) 		
133.016.04 133.016.02		<ul style="list-style-type: none"> - Brava za ključanje - Stara oznaka 006 544 01 C0 (Fh 1801-2150) - Stara oznaka 006 544 02 c34(Fh 1801-2150) - Espagnolette - Former code 006 544 01 C0 (Fh 1801-2150) - Former code 006 544 02 c34(Fh 1801-2150) 		
133.017.04 133.017.02		<ul style="list-style-type: none"> - Brava za ključanje - Stara oznaka 006 545 01 C0 (Fh 2151-2400) - Stara oznaka 006 545 02 c34(Fh 2151-2400) - Espagnolette - Former code 006 545 01 C0 (Fh 2151-2400) - Former code 006 545 02 c34(Fh 2151-2400) 		
133.018 133.019 133.020 133.021		<ul style="list-style-type: none"> - Spojnica kotačiča - Stara oznaka 006 653 00 (Fb 650-1500) - Connecting rod - Former code 006 653 00 (Fb 650-1500) - Spojnica kotačiča - Stara oznaka 006 654 00 (Fb 1501-2000) - Connecting rod - Former code 006 654 00 (Fb 1501-2000) - Spojnica kotačiča - Stara oznaka 006 655 00 (Fb 2001-2500) - Connecting rod - Former code 006 655 00 (Fb 2001-2500) - Spojnica kotačiča - Stara oznaka 006 656 00 (Fb 2501-3300) - Connecting rod - Former code 006 656 00 (Fb 2501-3300) 		
133.022		<ul style="list-style-type: none"> - Zapinjači na ramu - Stara oznaka 006 706 00 (Fh<1800) - Locking bolts - Former code 006 706 00 (Fh<1800) 		

Oznaka Code	Izgled-presjek View- cross section	Opis Description	Materijal Material	Napomena Remark
133.023		<ul style="list-style-type: none"> - Zapinjači na ramu - Stara oznaka 006 707 00 (Fh>1800) - Locking bolts - Former frame 006 707 00 (Fh>1800) 		
133.078.04 133.078.02		<ul style="list-style-type: none"> - Umetak za dodatno ključanje FH=1130-2900 - Stara oznaka 084 528 01 C0 - Stara oznaka 084 528 02 C34 - Insert for additional locking FH=1130-2900 - Former code 084 528 01 C0 - Former code 084 528 02 C34 		

PODIZNO-KLIZNI MEHANIZAM HS 150 (Norter) LIFT AND SLIDE MECHANISM HS 150 (Norter)


rupa Ø4,2 za ključanje (poz. 627)
hole Ø4.2 for locking (pos. 627)



Art. br	Oznaka	Područje primjene	Field of use	Visina ruke	Visina kila	Širina kila
				bez dodatka	sa dodatkom	Širina kila
				without addition	with addition	Such width
133.014.04	006 542.02	Brava za ključanje	Locking bolt	406	785-1206	1145-1706
133.015.04	006 543.07	Brava za ključanje	Locking bolt	406	1183-1806	1543-2306
133.016.04	006 544.07	Brava za ključanje	Locking bolt	006	1783-2106	2143-2606
133.017.04	006 545.02	Brava za ključanje	Locking bolt	1006	1933-2406	2293-2906
133.018	006 653.03	Spojnica kvačila	Clutch connector			650-1500
133.019	006 654.04	Spojnica kvačila	Clutch connector			1501-2000
133.020	006 655.04	Spojnica kvačila	Clutch connector			2001-2500
133.021	006 656.04	Spojnica kvačila	Clutch connector			2501-3300

Oznaka	Code	Područje primjene	Field of use	Visina ruke	Visina kila	Širina kila
				bez dodatka	sa dodatkom	Širina kila
				without addition	with addition	Such width
133.014.04	006 542.02	Brava za ključanje	Locking bolt	406	785-1206	1145-1706
133.015.04	006 543.07	Brava za ključanje	Locking bolt	406	1183-1806	1543-2306
133.016.04	006 544.07	Brava za ključanje	Locking bolt	006	1783-2106	2143-2606
133.017.04	006 545.02	Brava za ključanje	Locking bolt	1006	1933-2406	2293-2906
133.018	006 653.03	Spojnica kvačila	Clutch connector			650-1500
133.019	006 654.04	Spojnica kvačila	Clutch connector			1501-2000
133.020	006 655.04	Spojnica kvačila	Clutch connector			2001-2500
133.021	006 656.04	Spojnica kvačila	Clutch connector			2501-3300

Oznaka	Code	Područje primjene	Field of use	Visina ruke	Visina kila	Širina kila
				bez dodatka	sa dodatkom	Širina kila
				without addition	with addition	Such width
133.014.04	006 542.02	Brava za ključanje	Locking bolt	406	785-1206	1145-1706
133.015.04	006 543.07	Brava za ključanje	Locking bolt	406	1183-1806	1543-2306
133.016.04	006 544.07	Brava za ključanje	Locking bolt	006	1783-2106	2143-2606
133.017.04	006 545.02	Brava za ključanje	Locking bolt	1006	1933-2406	2293-2906
133.018	006 653.03	Spojnica kvačila	Clutch connector			650-1500
133.019	006 654.04	Spojnica kvačila	Clutch connector			1501-2000
133.020	006 655.04	Spojnica kvačila	Clutch connector			2001-2500
133.021	006 656.04	Spojnica kvačila	Clutch connector			2501-3300



- Osnovni set za podizno klizna vrata (**HAUTAU**).....**149.035**
- Basic set for lift and slide door (**HAUTAU**).....**149.035**

PODIZNO-KLIZNI MEHANIZAM ATRIUM Alu-HS 300 (HS 200)-(HAUTAU)

-za krilo FT-1120F i FT-1022F

-težina krila max. 330 kg

-mjere krila Fb x Fh = (720-3235) x (1200-2700 (3300*))

-položaj ručke

-vrata (Fh 1801-2700)..... 1004 mm

LIFT-SLIDE MECHANISM ATRIUM Alu-HS 300 (HS 200)-(HAUTAU)

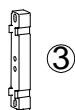
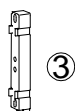
-for sash FT-1120F and FT-1022F

-sash weight max. 330 kg

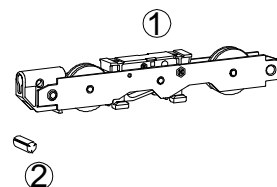
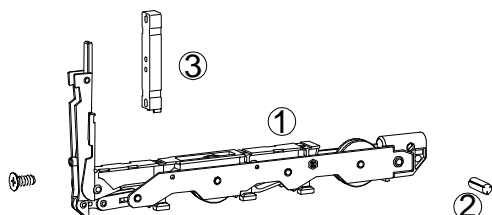
-sash measurements Fb x Fh = (720-3235) x (1200-2700 (3300*))

-hande position

-door (Fh 1801-2700)..... 1004 mm



Poz.Pos.	Naziv dijela Part Name	Oznaka proizvođača Manufacturer code	Kom.Num.
1	Kotači za Atrium Alu-HS 330 Bogies Atrium Alu-HS 330	302311	1
2	Pričvrzne matice za meh. i kotačiće Grooved pin	188636	1
3	PVC podloške pod bravu PVC packer under to lock	189038	1
4	Zatvarači Locking bolt	184809	3



Montažne mjere za podizno-klizni mehanizam ATRIUM ALU-HS 330

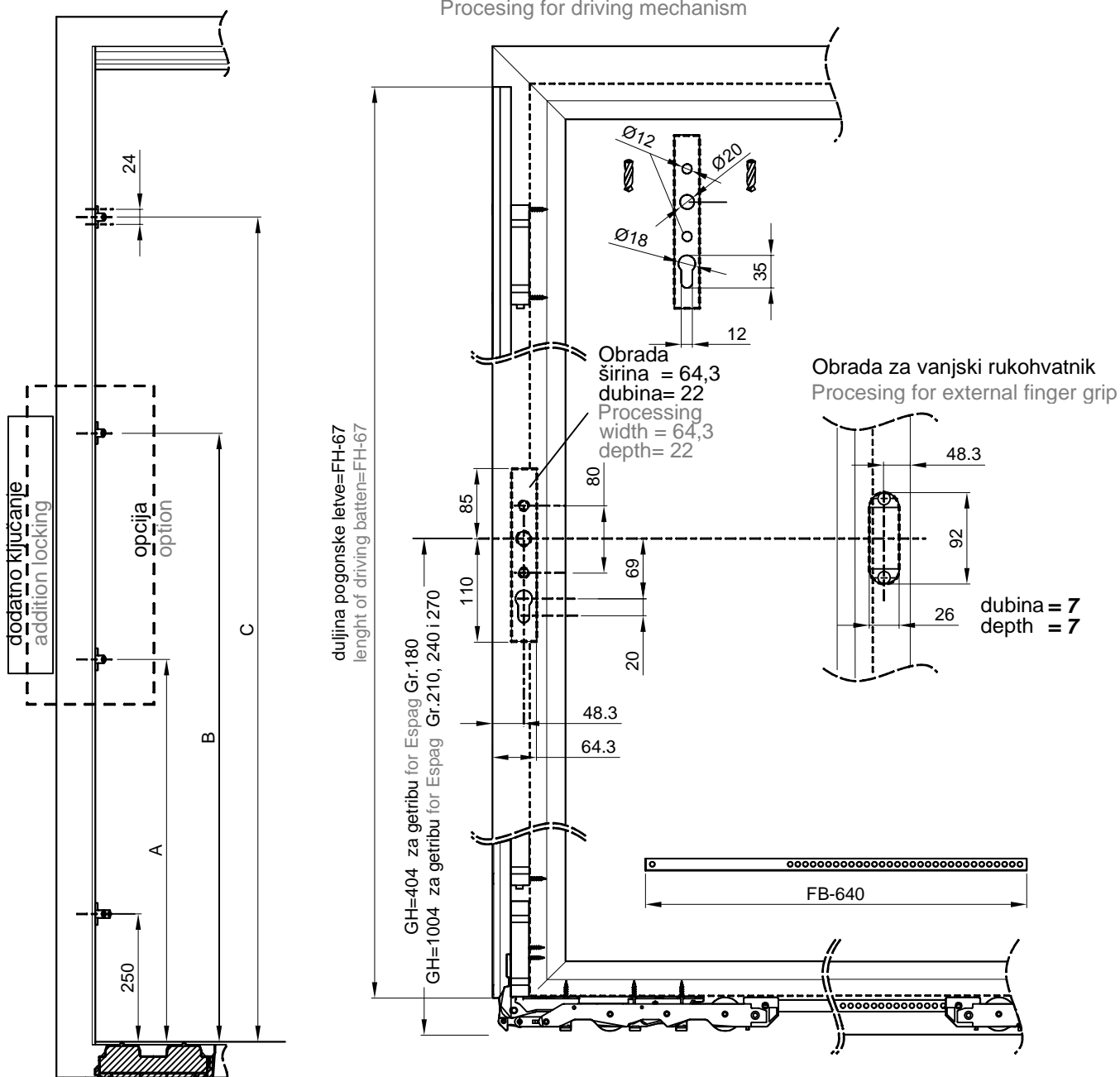
Mounting measurements for lift and slide mechanism ATRIUM ALU-HS 330


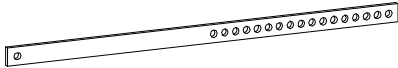
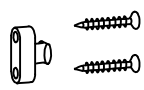
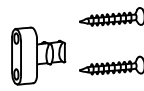



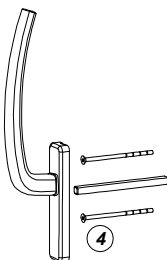
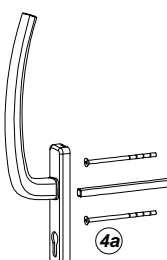


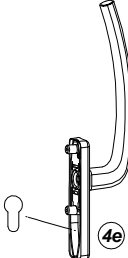
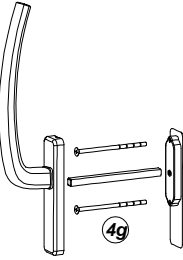
Montaža prihvatnika na ramu

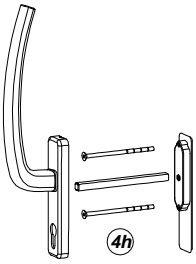
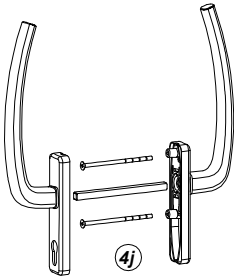
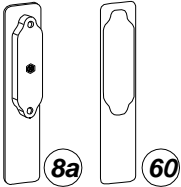
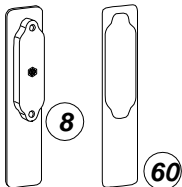

	A	B	C
Gr.180	—	600	1000
Gr.210	750	1200	1600
Gr.240	750	1200	1900
Gr.270	750	1200	2200


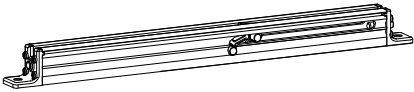
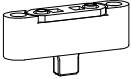
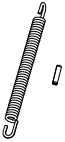
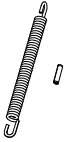
Obrada za pogonski mehanizam
Processing for driving mechanism




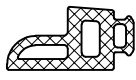
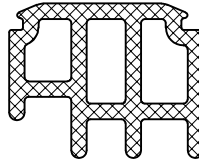
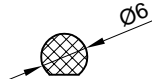
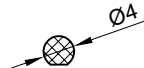
Oznaka Code	Izgled-presjek View- cross section	Opis Description	Materijal Material	Napomena Remark
149.007		- Brava za ključanje HS 200 vel. 180 - Oznaka proizvođača 195419 (Fh 1200-1800) - Espagnolette HS 200 size180 - Manufacturer code 195419 (Fh 1200-1800)		
149.008		- Brava za ključanje HS 200 vel. 210 - Oznaka proizvođača 195425 (Fh 1801-2100) - Espagnolette HS 200 size 210 - Manufacturer code 195425 (Fh 1801-2100)		
149.009		- Brava za ključanje HS 200 vel. 240 - Oznaka proizvođača 195431 (Fh 2101-2400) - Espagnolette HS 200 size 240 - Manufacturer code 195431 (Fh 2101-2400)		
149.010		- Brava za ključanje HS 200 vel. 270 - Oznaka proizvođača 195437 (Fh 2401-2700) - Espagnolette HS 200 size 270 - Manufacturer code 195437 (Fh 2401-2700)		
149.011		- Spojnica kotačića vel. 150 (HAUTAU) - Oznaka proizvođača 184578 (Fb 720-1500) - Connection rod size 150 (HAUTAU) - Manufacturer code 184578 (Fb 720-1500)		
149.012		- Spojnica kotačića vel. 200 - Oznaka proizvođača 184581 (Fb 1501-2000) - Connection rod size 200 - Manufacturer code 184581 (Fb 1501-2000)		
149.013		- Spojnica kotačića vel. 250 - Oznaka proizvođača 184584 (Fb 2001-2500) - Connection rod size 250 - Manufacturer code 184584 (Fb 2001-2500)		
149.014		- Spojnica kotačića vel. 323 - Oznaka proizvođača 184587 (Fb 2501-3235) - Connection rod size 323 - Manufacturer code 184587 (Fb 2501-3235)		
149.025		- Zapinjač na ramu - Oznaka proizvođača 184809 - Locking bolt - Manufacturer code 184809	Hautau	
149.026		- Zapinjač na ramu (noćna ventilacija) - Oznaka proizvođača 184749 - Locking bolt (night vent) - Manufacturer code 184749	Hautau	
149.017		- Donje ključanje-prag (HAUTAU) - Oznaka proizvođača:186934 - Locking, bottom (HAUTAU) - Manufacturer code:186934		



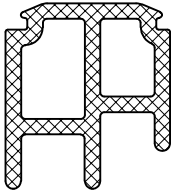
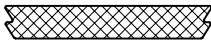
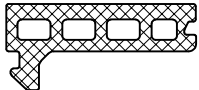
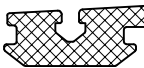
Oznaka Code	Izgled-presjek View- cross section	Opis Description	Materijal Material	Napomena Remark
108.001.01 03 04		- Unutarnja ručka (bez vanjskog prihvatnika) - Oznaka proizvođača na upit (RAL 9016) 196859 (crna) na upit (natural) - Interior handle (without external grip) - Manufacturer code on req. (RAL 9016) 196859 (black) on req. (natural)	-	
		Hautau		
108.002.01 03 04		- Unutarnja ručka sa cilindrom za ključanje (bez vanjskog prihvatnika) - Oznaka proizvođača na upit (RAL 9016) 196871 (crna) na upit (natural) - Interior handle with cylinder for locking (without external grip) - Manufacturer code on req. (RAL 9016) 196871 (black) on req. (natural)	-	
		Hautau		
108.003.01 03 04		- Unutarnja ručka (bez vanjskog prihvatnika i osovine) - Oznaka proizvođača 246212 (RAL 9016) 246272 (crna) 246182 (natural) Interior handle (without external grip and axel) - Manufacturer code 246212 (RAL 9016) 246272 (black) 246182 (natural)	-	
		Hautau		
108.004.01 03 04		- Unutarnja ručka sa cilindrom za ključanje (bez vanjskog prihvatnika i osovine) - Oznaka proizvođača 246215 (RAL 9016) 246275 (crna) 246185 (natural) - Interior handle with locking cylinder (without external grip and axel) - Manufacturer code 246215 (RAL 9016) 246275 (black) 246185 (natural)	-	
		Hautau		
108.005.01 03 04		- Vanjska ručka sa cilindrom za ključanje (bez osovine) - Oznaka proizvođača 246218 (RAL 9016) 246278 (crna) 246188 (natural) - External handle with locking cylinder (without axle) - Manufacturer code 246218 (RAL 9016) 246278 (black) 246188 (natural)	-	
		Hautau		
108.006.01 03 04		- Unutarnja ručka -set - Oznaka proizvođača 191554 (RAL 9016) 193615 (crna) 204553 (natural) - Interior handle-set - Manufacturer code 191554 (RAL 9016) 193615 (black) 204553 (natural)	-	
		Hautau		



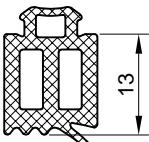
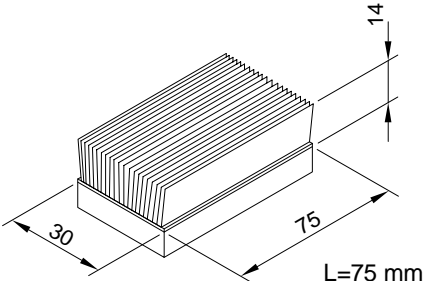
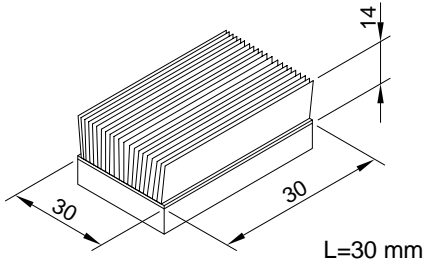
Oznaka Code	Izgled-presjek View- cross section	Opis Description	Materijal Material	Napomena Remark
108.007.01 03 04		- Unutarnja ručka-set (sa cilindrom za ključanje) - Oznaka proizvođača 191557 (RAL 9016) 193618 (crna) 204556 (natural) - Interior handle (with locking cylinder) - Manufaturer code 191557 (RAL 9016) 193618 (black) 204556 (natural) Hautau	-	
108.008.01 03 04		- Pogonske ručke-set (sa cilindrom za ključanje) - Oznaka proizvođača 191563 (RAL 9016) 193621 (crna) 206863 (natural) - Driving handles - set (with locking cylinder) - Manufacturer code 191563 (RAL 9016) 193621 (black) 206863 (natural) Hautau	-	
108.013.01 03 04 06		-Ravni vanjski rukohvatnik 6.5 mm -Oznaka proizvođača 217695 (RAL 9016) 217704 (crna) 217692 (natural) 224262 (srebrena) -Brtna za vanjski rukohvatnik -Flat external finger grip 6.5 mm -Manufacturer code 217695 (RAL 9016) 217704 (black) 217692 (natural) 224262 (silver) -Gasket for external finger grip		
108.009.01 03 04 06		-Standardni vanjski rukohvatnik 9.5 mm - Oznaka proizvođača 185161 (RAL 9016) 193600 (crna) 185158 (natural) 224259 (srebrena) -Brtna za vanjski rukohvatnik -Standard external finger grip -Manufacturer code 185161 (RAL 9016) 193600 (black) 185158 (natural) 224259 (silver) -Gasket for external finger grip Hautau		
108.014		- vijci i osovinica - screws and axel	-	
			-	

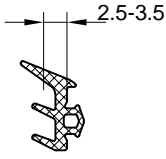
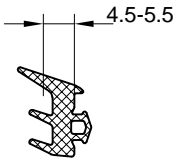
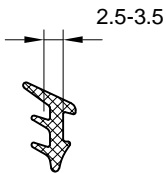
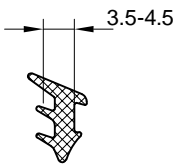
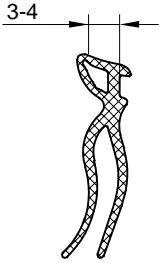
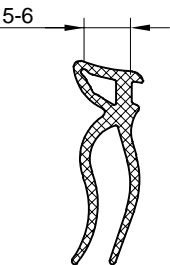
Oznaka Code	Izgled-presjek View- cross section	Opis Description	Materijal Material	Napomena Remark
149.030		<ul style="list-style-type: none"> - Usporivač krila za težine krila ≤ 200 kg - Oznaka proizvođača:300359 (Atrium comfort close -HAUTAU) - Sash retarder for sash weight ≤ 200 kg - Manufacturer code:300359 (Atrium comfort close -HAUTAU) 		
149.031		<ul style="list-style-type: none"> - Usporivač krila za težine krila > 200....300 kg - Oznaka proizvođača:300360 (Atrium comfort close -HAUTAU) - Sash retarder for sash weight > 200....300 kg - Manufacturer code:300360 (Atrium comfort close -HAUTAU) 		
149.032		<ul style="list-style-type: none"> - Usporivač krila-dodatak na ramu - Oznaka proizvođača:300380 (Atrium comfort close -HAUTAU) - Sash retarder - addition on frame - Manufacturer code:300380 (Atrium comfort close -HAUTAU) 		
149.043		<ul style="list-style-type: none"> - Opruga za bravu podizno kliznog mehanizma (lakše otvaranje ručke) za krilo težine < 200 kg - Oznaka proizvođača:239654 (Atrium HS -Soft Lift-HAUTAU) - Spring assist system within the espag for sash weight < 200 kg - Manufacturer code:239654 (Atrium HS -Soft Lift-HAUTAU) 		
149.044		<ul style="list-style-type: none"> - Opruga za bravu podizno kliznog mehanizma (lakše otvaranje ručke) za krilo težine > 200 kg - Oznaka proizvođača:239657 (Atrium HS -Soft Lift-HAUTAU) - Spring assist system within the espag for sash weight > 200 kg - Manufacturer code:239657 (Atrium HS -Soft Lift-HAUTAU) 		

Brtila Gaskets

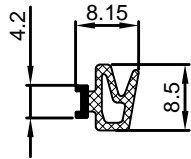
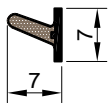
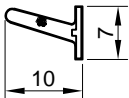
Oznaka Code	Izgled-presjek View- cross section	Opis Description	Materijal Material	Napomena Remark
341.006		- Brtva krila - Sash gasket	EPDM	
341.007		- Brtva u okomitom pojasu, na spoju dva krila - Gasket in vertical field, two sash joint	EPDM	
341.008		- Brtva kliznog krila prema ramu - Sliding sash gasket towards frame	EPDM	
340.028		- Okrugla brtva Ø6 za dodatno fiksiranje pvc profila rama - Round gasket Ø6 for additional fixture pvc frame profile	EPDM	
340.029		- Okrugla brtva Ø4 za dodatno fiksiranje pvc profila rama - Round gasket Ø4 for additional fixture pvc frame profile	EPDM	

Oznaka Code	Izgled-presjek View- cross section	Opis Description	Materijal Material	Napomena Remark
321.007		<ul style="list-style-type: none"> - Vanjska brtva u donjem i vertikalnom pojasu krila - Outside gasket in lower and vertical sash zone 	EPDM	
341.013		<ul style="list-style-type: none"> - Brtva u vertikalnom pojasu krila - Gasket in vertical sash zone 	EPDM	
344.079		<ul style="list-style-type: none"> - Brtva u donjem pojasu krila - Gasket in lower sash zone 	TPE	
344.061		<ul style="list-style-type: none"> - Brtva u pragu ispod krila - Gasket in treshold under sash 	TPE	
344.081		<ul style="list-style-type: none"> - Brtva u pragu na fiksnom dijelu - Treshold gasket on the fixed part 	TPE	
344.080		<ul style="list-style-type: none"> - Brtva ispod maske u pragu - Gasket under treshold mask 	TPE	

Oznaka Code	Izgled-presjek View- cross section	Opis Description	Materijal Material	Napomena Remark
344.075		- Brtva na spoju dva krila pod 90° - Gasket on two sash joint under 90°	TPE	
344.082		- Brtva na spoju dva krila pod 90° - Gasket on two sash joint under 90°	TPE	
351.017		- Brtva (13 mm) - Gasket (13 mm)	EPDM	
340.136		- Četkasta brtva 30x14-samoljepiva (Termo 150 plus) - Duljina rezanja L=75 mm - Brush gasket 30x14 - Self-adhesive (Termo 150 plus) - Cut lenght L=75 mm		
340.137		- Četkasta brtva 30x14-samoljepiva (Termo 150 plus) - Duljina rezanja L=30 mm - Brush gasket 30x14 - Self-adhesive (Termo 150 plus) - Cut lenght L=30 mm		

Oznaka Code	Izgled-presjek View- cross section	Opis Description	Materijal Material	Napomena Remark
321.002		<ul style="list-style-type: none"> - Brtva prema staklu /vanjska/ - Stara oznaka 210.001.140 (Z111) - Gasket to the glass /exterior/ - Former code 210.001.140 (Z111) 	EPDM	
321.003		<ul style="list-style-type: none"> - Brtva prema staklu /vanjska/ - Stara oznaka 210.001.142 (Z113) - Gasket to the glass /exterior/ - Former code 210.001.142 (Z113) 	EPDM	
311.001		<ul style="list-style-type: none"> - Brtva prema staklu /unutarnja/ - Stara oznaka 210.001.125 (921) - Gasket to the glass /interior/ - Former code 210.001.125 (921) 	EPDM	
311.002		<ul style="list-style-type: none"> -Brtva prema staklu /unutarnja/ - Stara oznaka 210.001.123 (918) -Gasket to the glass /interior/ - Former code 210.001.123 (918) 	EPDM	
311.003		<ul style="list-style-type: none"> - Brtva prema staklu /unutarnja,nosi 3-4 mm/ - Gasket to the glass /interior, carries 3-4 mm/ 	EPDM	
311.004		<ul style="list-style-type: none"> - Brtva prema staklu /unutarnja,nosi 5-6 mm/ - Gasket to the glass /interior,carries 5-6 mm/ 	EPDM	

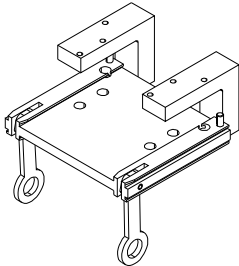
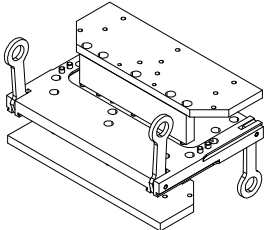
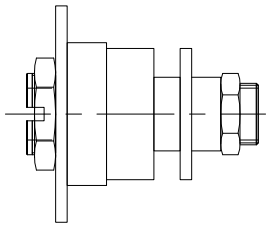
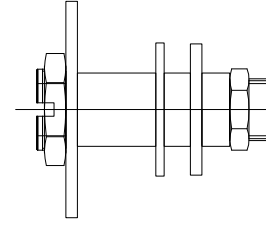
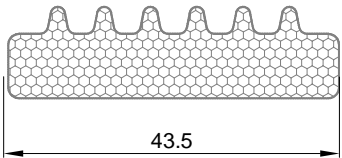
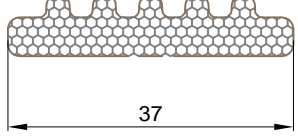
Oznaka Code	Izgled-presjek View- cross section	Opis Description	Materijal Material	Napomena Remark
311.005		<ul style="list-style-type: none"> - Brtva prema staklu /unutarnja,nosi 7-8 mm/ - Gasket to the glass /interior,carries 7-8 mm/ 	EPDM	
344.067		<ul style="list-style-type: none"> - Brtva gornjeg vodoravnog pojasa krila - Upper horizontal sash zone gasket 	TPE	
344.073		<ul style="list-style-type: none"> - Brtva na spoju krila - Sash joint gasket 	TPE	
347.003		<ul style="list-style-type: none"> - *Četkasta brtva 7x9 - Stara oznaka PB*HFC - *Brush gasket 7x9 - Former code PB*HFC <p>* Opcija korištenja brtve * Using a gasket (options)</p>	PP	
344.106		<ul style="list-style-type: none"> -Vanjska brtva u donjem i vertikalnom pojasu krila FT-1120 -Outside gasket in lower and vertical sash zone FT-1120 	TPE	
344.107		<ul style="list-style-type: none"> -Brtva krila FT-1020 i FT-1022 -Sash gasket FT-1020 & FT-1022 	TPE	

Oznaka Code	Izgled-presjek View- cross section	Opis Description	Materijal Material	Napomena Remark
344.108		-Vanjska brtva u donjem i vertikalnom pojasu krila FT-1120 -Outside gasket in lower and vertical sash zone FT-1120	TPE	
347.011		- *Brtva (7 mm) - *Gasket (7 mm)		
347.012		- *Brtva (10 mm) - *Gasket (10 mm) * Opcija korištenja brtve * Using a gasket (options)		

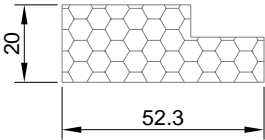
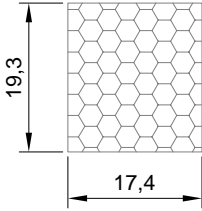
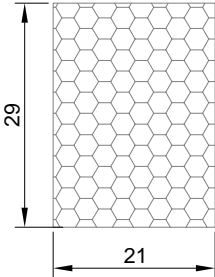
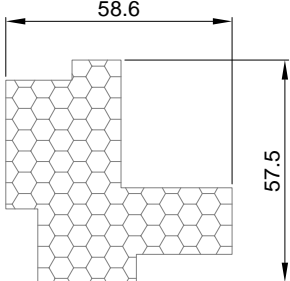
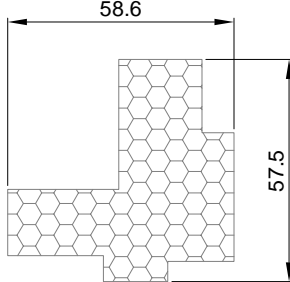
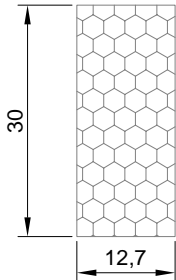
Dodaci Accessories

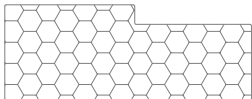
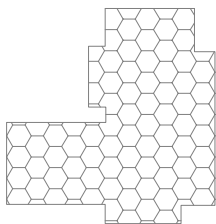

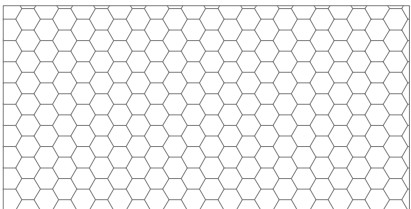
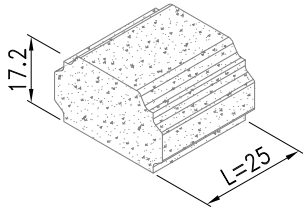
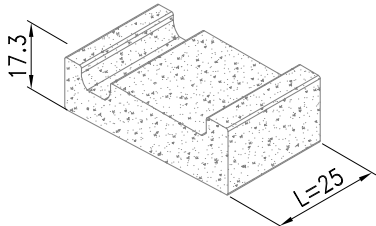
Oznaka Code	Izgled-presjek View- cross section	Opis Description	Materijal Material	Napomena Remark
433.002		Vijak 3.5x9.5 DIN 7981 Screw 3.5x9.5 DIN 7981		
433.003		Vijak 3.5x13 DIN 7981 Screw 3.5x13 DIN 7981		
433.004		Vijak 3.5x16 DIN 7981 Screw 3.5x16 DIN 7981		
433.005		Vijak 3.5x19 DIN 7981 Screw 3.5x19 DIN 7981		
433.006		Vijak 3.5x22 DIN 7981 Screw 3.5x22 DIN 7981		
433.009		Vijak 3.5x38 DIN 7981 Screw 3.5x38 DIN 7981		
433.010		Vijak 3.5x45 DIN 7981 Screw 3.5x45 DIN 7981		
433.016		Vijak 3.9x13 DIN 7981 Screw 3.9x13 DIN 7981		
433.020		Vijak 3.9x25 DIN 7981 Screw 3.9x25 DIN 7981		
433.021		Vijak 3.9x32 DIN 7981 Screw 3.9x32 DIN 7981		
433.025		Vijak 3.9x60 DIN 7981 Screw 3.9x60 DIN 7981		
433.031		Vijak 4.2x22 DIN 7981 Screw 4.2x22 DIN 7981		
433.032		Vijak 4.2x25 DIN 7981 Screw 4.2x25 DIN 7981		
433.033		Vijak 4.2x32 DIN 7981 Screw 4.2x32 DIN 7981		
433.035		Vijak 4.2x38 DIN 7981 Screw 4.2x38 DIN 7981		
433.037		Vijak 4.2x50 DIN 7981 Screw 4.2x50 DIN 7981		
433.039		Vijak 4.2x70 DIN 7981 Screw 4.2x70 DIN 7981		
433.046		Vijak 4.8x32 DIN 7981 Screw 4.8x32 DIN 7981		
433.047		Vijak 4.8x38 DIN 7981 Screw 4.8x38 DIN 7981		
433.048		Vijak 4.8x45 DIN 7981 Screw 4.8x45 DIN 7981		
433.049		Vijak 4.8x50 DIN 7981 Screw 4.8x50 DIN 7981		
433.050		Vijak 4.8x60 DIN 7981 Screw 4.8x60 DIN 7981		

Oznaka Code	Izgled-presjek View- cross section	Opis Description	Materijal Material	Napomena Remark
433.090		Vijak 3.5x9.5 DIN 7982 Screw 4.8x50 DIN 7981		
433.091		Vijak 3.5x13 DIN 7982 Screw 3.5x13 DIN 7982		
433.093		Vijak 3.5x19 DIN 7982 Screw 3.5x19 DIN 7982		
433.103		Vijak 3.9x9.5 DIN 7982 Screw 3.9x9.5 DIN 7982		
433.104		Vijak 3.9x13 DIN 7982 Screw 3.9x13 DIN 7982		
433.105		Vijak 3.9x16 DIN 7982 Screw 3.9x16 DIN 7982		
433.106		Vijak 3.9x19 DIN 7982 Screw 3.9x19 DIN 7982		
433.109		Vijak 3.9x32 DIN 7982 Screw 3.9x32 DIN 7982		
433.110		Vijak 3.9x38 DIN 7982 Screw 3.9x38 DIN 7982		
433.111		Vijak 3.9x45 DIN 7982 Screw 3.9x45 DIN 7982		
433.133		Vijak 4.8x32 DIN 7982 Screw 4.8x32 DIN 7982		
433.134		Vijak 4.8x38 DIN 7982 Screw 4.8x38 DIN 7982		
433.135		Vijak 4.8x45 DIN 7982 Screw 4.8x45 DIN 7982		
433.136		Vijak 4.8x50 DIN 7982 Screw 4.8x50 DIN 7982		
433.204		Vijak za klipsanje, 4.2X18 Screw for clipping, 4.2X18		

Oznaka Code	Izgled-presjek View- cross section	Opis Description	Materijal Material	Napomena Remark
230.007		-Šablon za bušenje rupa za spajanje vijcima okvira za dvostazni ram (Termo 150) -Template for drill the hole on frame for screw connection (Termo 150)	Čelik	
230.016		-Šablon za bušenje rupa za spajanje vijcima okvira za trostazni ram (Termo 150) -Template for drill the hole on frame for screw connection (Termo 150)	Čelik	
220.031		- Snop glodala za obradu profila prečke FT-1136F prema profilu FT-1102F (Termo 150 Plus) - Snop glodala za obradu profila prečke FT-1136F prema profilu FT-1102F (Termo 150 Plus)	Čelik	
220.032		- Snop glodala za obradu profila prečke FT-1136F prema profilu FT-1101F (Termo 150 Plus) - Snop glodala za obradu profila prečke FT-1136F prema profilu FT-1101F (Termo 150 Plus)	Čelik	
340.013		-Ispuna po opsegu stakla -Izoterm plamaframe -Filling around the glass -Izoterm plamaframe	PPE	
348.002		-Ispuna po opsegu stakla -Izoterm plamaframe -Filling around the glass -Izoterm plamaframe	PPE	

Oznaka Code	Izgled-presjek View- cross section	Opis Description	Materijal Material	Napomena Remark
340.020		<ul style="list-style-type: none"> - Umetak u gornjem vodoravnom pojasu fiksnog krila FT-1021 prema ramu - Termoblok 37x4.6 za Termo 150 - Insert in upper horizontal zone of fixed sash FT-1021 towards frame - Thermoblock 37x4.6 for Termo 150 	XPS	
340.021		<ul style="list-style-type: none"> - Umetak u okomitom pojasu fiksnog krila FT-1021 prema ramu - Termoblok 37x6.7 za Termo 150 - Insert in vertical zone of fixed sash FT-1021 towards frame - Thermoblock 37x6.7 for Termo 150 	XPS	
340.022		<ul style="list-style-type: none"> - Umetak u gornjem vodoravnom pojasu fiksnog krila FT-1020 i FT-1022 prema ramu - Termoblok 41x14.4 za Termo 150 - Insert in upper horizontal zone of fixed sash FT-1020 and FT-1022 towards frame - Thermoblock 41x14.4 for Termo 150 	XPS	
340.023		<ul style="list-style-type: none"> - Umetak u donjem vodoravnom i okomitom pojasu fiksnog krila FT-1020 i FT-1022 prema ramu - Termoblok 45x16.5 za Termo 150 - Insert in lower horizontal and vertical zone of fixed sash FT-1020 i FT-1022 towards frame - Thermoblock 45x16.5 for Termo 150 	XPS	
340.024		<ul style="list-style-type: none"> - Umetak u okomitom pojasu krila FT-1020 na spoju dva krila-unutarnji - Termoblok 57.5x48.6 za Termo 150 - Insert in vertical zone of fixed sash FT-1020 on two sash joint - inside insert - Thermoblock 57.5x48.6 for Termo 150 	XPS	
340.025		<ul style="list-style-type: none"> - Umetak u okomitom pojasu krila FT-1020 na spoju dva krila-vanjski - Termoblok 57.5x48.6 za Termo 150 - Insert in vertical zone of fixed sash FT-1020 on two sash joint - outside insert - Thermoblock 57.5x48.6 for Termo 150 	XPS	

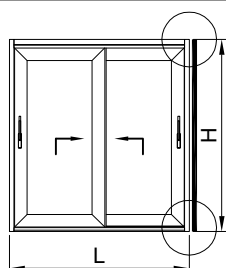
Oznaka Code	Izgled-presjek View- cross section	Opis Description	Materijal Material	Napomena Remark
340.026	M1:2 	<ul style="list-style-type: none"> - Umetak u okomitom pojasu krila FT-1021 na spoju dva krila - Termoblok 52.3x20 (vanjski) za Termo 150 - Insert in vertical zone of sash FT-1021 on two sash joint - Thermoblock 52.3x20 (outer) for Termo 150 	XPS	
340.027		<ul style="list-style-type: none"> - Umetak u donjem i gornjem vodoravnom i okomitom pojasu krila FT-1020 - Termoblok 17.4x19.3 za Termo 150 - Insert in lower and upper horizontal and vertical zone od sash FT-1020 - Thermoblock 17.4x19.3 for Termo 150 	XPS	
340.050		<ul style="list-style-type: none"> - Umetak u donjem i gornjem vodoravnom i okomitom pojasu krila FT-1022 - Termoblok 21x29 za Termo 150 - Insert in lower and upper horizontal and vertical zone od sash FT-1022 - Thermoblock 21x29 for Termo 150 	XPS	
340.051	M1:2 	<ul style="list-style-type: none"> - Umetak u okomitom pojasu krila FT-1022 na spoju dva krila-vanjski - Termoblok 57.5x58.6 za Termo 150 - Insert in vertical zone of sash FT-1022 on two sash joint - outer - Thermoblock 57.5x58.6 for Termo 150 	XPS	
340.052	M1:2 	<ul style="list-style-type: none"> - Umetak u okomitom pojasu krila FT-1022 na spoju dva krila-unutarnji - Termoblok 57.5x58.6 za Termo 150 - Insert in vertical zone of sash FT-1022 on two sash joint - inner - Thermoblock 57.5x58.6 for Termo 150 	XPS	
340.075		<ul style="list-style-type: none"> - Umetak u okomitom pojasu krila FT-1020 prema FT-1030 - Termoblok 12.7x30 za Termo 150 - Insert in vertical zone of sash FT-1020 towards FT-1030 - Thermoblock 12.7x30 for Termo 150 	XPS	

Oznaka Code	Izgled-presjek View- cross section	Opis Description	Materijal Material	Napomena Remark
340.129		- Izolacijski umetak u fiksnom dijelu - Insulation insert in the fixed part	XPS	
340.130		- Izolacijski umetak ispod maske na velikom krilu - Insulation insert under mask on the big sash	XPS	
340.131	M1:2 	- Izolacijski umetak ispod maske na malom krilu - Insulation insert under mask on the small sash	XPS	
340.132		- Izolacijski umetak ispod maske F-1539 - Insulation insert under mask F-1539	XPS	
340.454		- XPS barijera za profil FT-1102F - XPS barrier for profile FT-1102F	XPS	
340.455		- XPS barijera za profil FT-1102F - XPS barrier for profile FT-1102F	XPS	

Obrada i montaža (Termo 150)

Processing and montage (Termo 150)

OBRADA I SPAJANJE OKVIRA LIJEVIH VRATA PROCESSING AND CONNECTION OF LEFT DOOR FRAME



obrada rupa na profilu FT-1002F
se radi šablonima tipa Feal
processing holes on profile FT-1002F
are made by Feal type templates

set umetaka
za lijeva vrata
363.043
set of inserts
for left door
363.043

$L(FT-1000F)=L-86$

FT-1000F

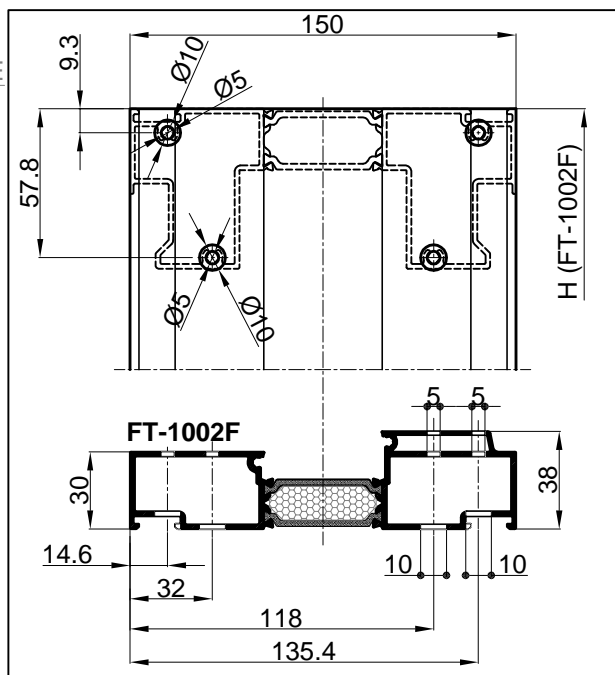
$H(FT-1002F)=H$

FT-1002F

set 363.043

FT-1001F

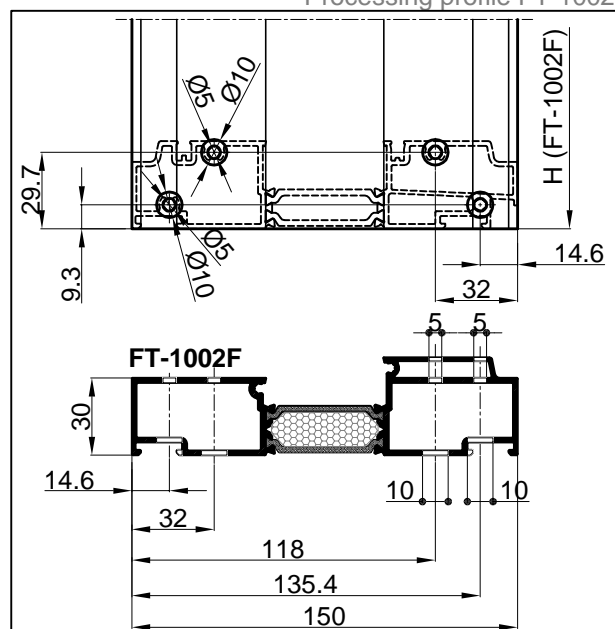
$L(FT-1001F)=L-86$



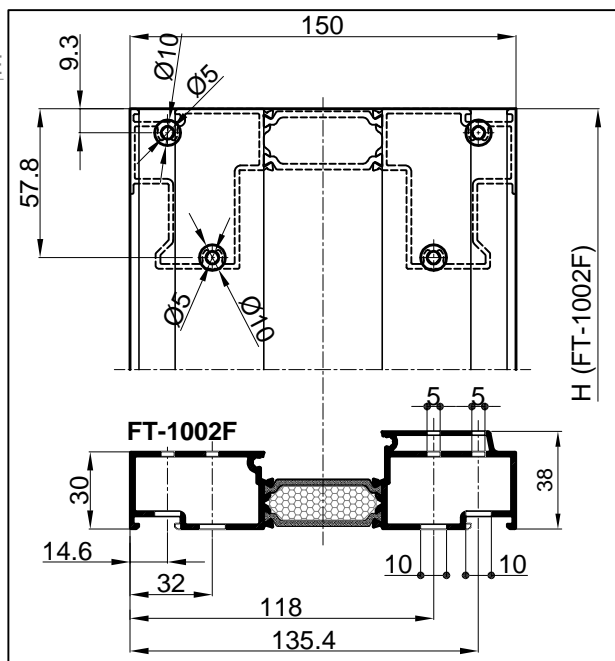
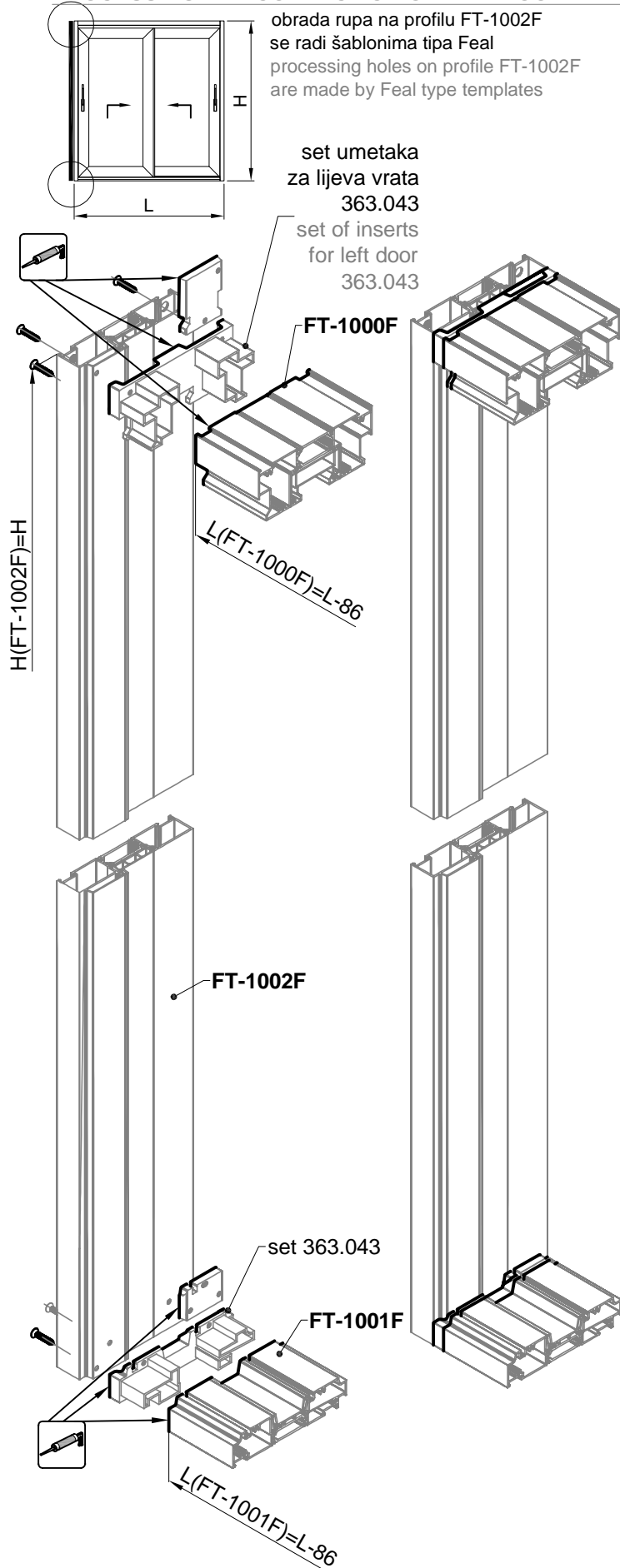
Obrada profila FT-1002F
Processing profile FT-1002F

- profili okomice i vodoravnice okvira rama se spajaju pod 90°, vijcima 4.8x32 (DIN 7981)
- mjera pilanja vodoravnog profila $L(FT-1000F)=L-86$
- $L(FT-1001F)=L-86$
- mjera pilanja okomitog profila $H(FT-1002F)=H$
- profili okvira se spajaju preko pvc umetaka
- the vert. frame profile and horizontal frame profile are connected under 90° with screws 4.8x32 (DIN 7981)
- Cutting length of horizontal profile $L(FT-1000F)=L-86$
- $L(FT-1001F)=L-86$
- Cutting length of vertical profile $H(FT-1002F)=H$
- frame profiles are connected with pvc inserts

Obrada profila FT-1002F
Processing profile FT-1002F



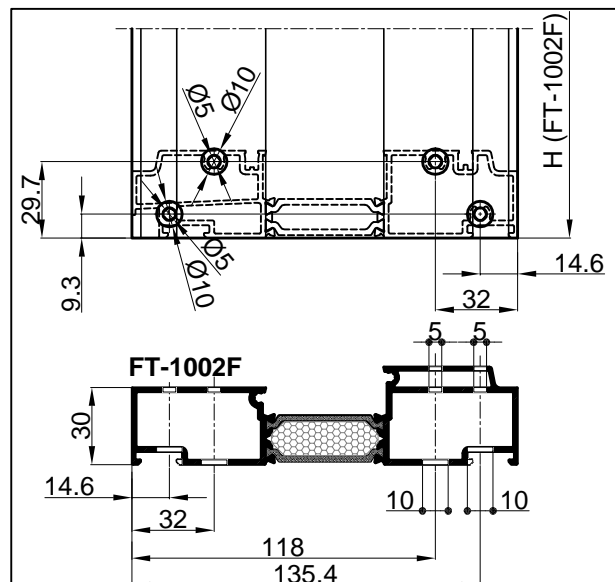
OBRADA I SPAJANJE OKVIRA LIJEVIH VRATA PROCESSING AND CONNECTION OF LEFT DOOR FRAME



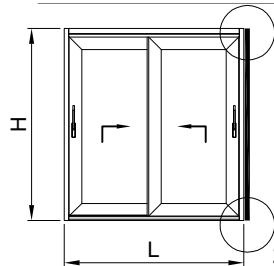
Obrada profila FT-1002F
Processing profile FT-1002F

- profili okomice i vodoravnice okvira rama se spajaju pod 90°, vijcima 4.8x32 (DIN 7981)
- mjera pilanja vodoravnog profila
 $L(FT-1000F)=L-86$
 $L(FT-1001F)=L-86$
- mjera pilanja okomiog profila $H(FT-1002F)=H$
- profili okvira se spajaju preko pvc umetaka
- the vert. frame profile and the horizontal frame profile are connected under 90° with screws 4.8x32 (DIN 7981)
- Cutting length of horizontal profile
 $L(FT-1000F)=L-86$
 $L(FT-1001F)=L-86$
- Cutting length of vertical profile $H(FT-1002F)=H$
- frame profiles are connected with pvc inserts

Obrada profila FT-1002F
Processing profile FT-1002F

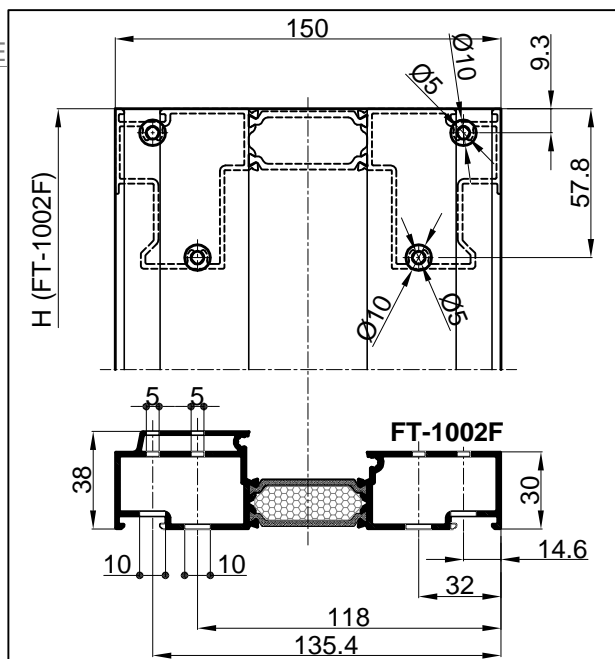
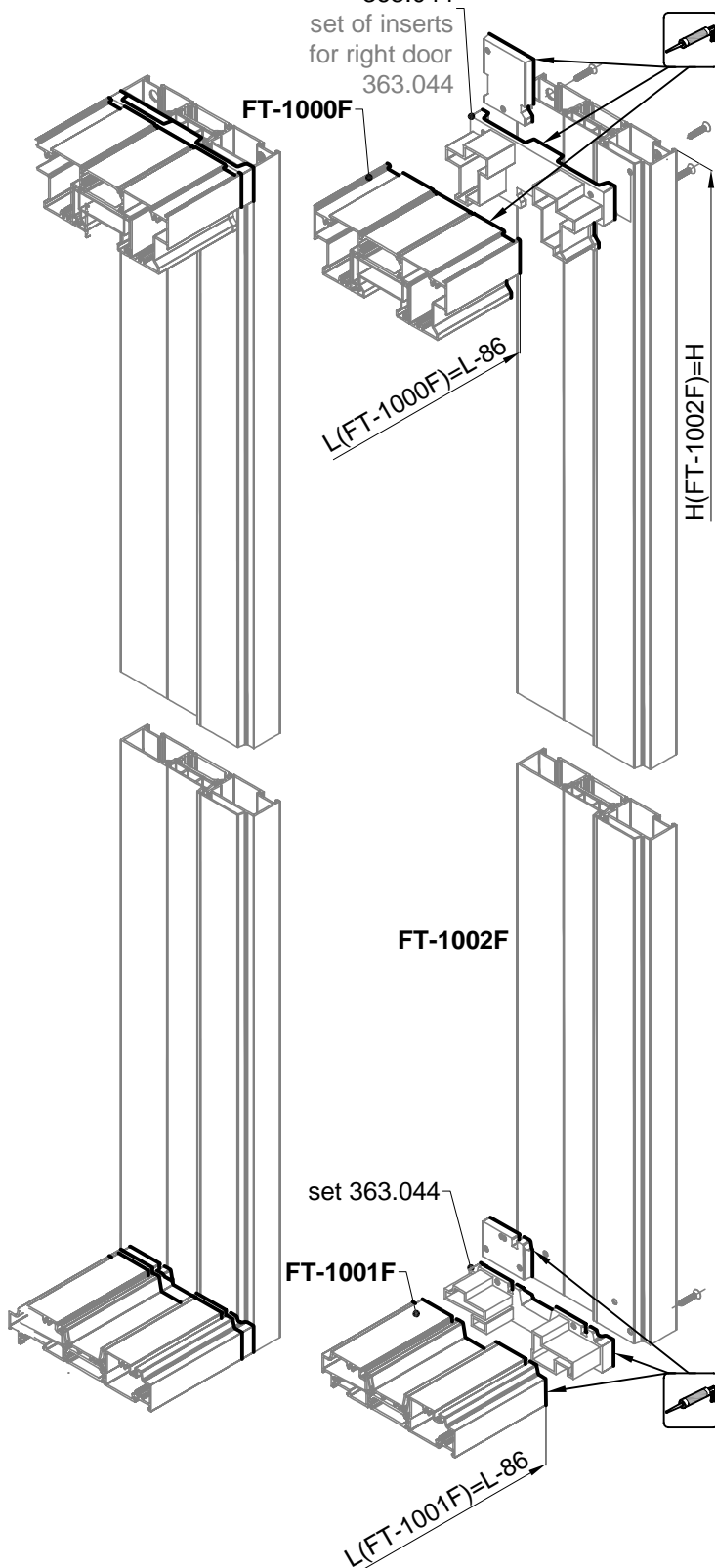


OBRADA I SPAJANJE OKVIRA DESNIH VRATA



obrada rupa na profilu FT-1002F
 se radi šablonima tipa Feal
 processing holes on profile FT-1002F
 are made by Feal type templates

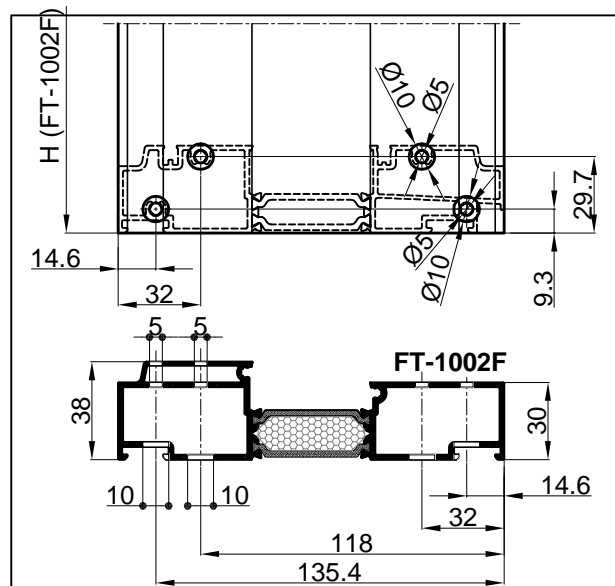
set umetaka za desna vrata	363.044
set of inserts for right door	363.044



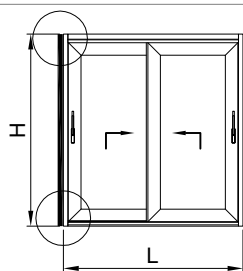
Obrada profila FT-1002F
Processing profile FT-1002F

- profili okomice i vodoravnice okvira rama se spajaju pod 90°, vijcima 4.8x32 (DIN 7981)
- mjera pilanja vodoravnog profila
L (FT-1000F)=L-86
L (FT-1001F)=L-86
- mjera pilanja okomiog profila H (FT-1002F)=H
- profili okvira se spajaju preko pvc umetaka
- the vert. frame profile and the horizontal frame profile are connected under 90° with screws 4.8x32 (DIN 7981)
- Cutting length of horizontal profile
L (FT-1000F)=L-86
L (FT-1001F)=L-86
- Cutting length of vertical profile H (FT-1002F)=H
- frame profiles are connected with pvc inserts

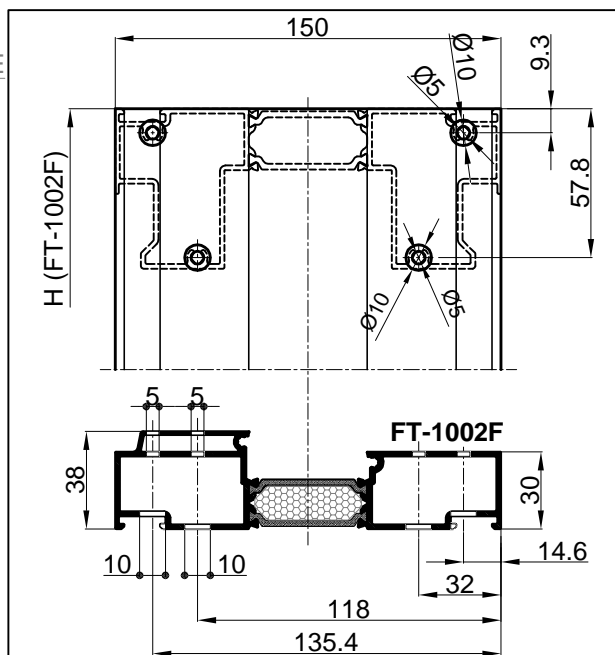
Obrada profila FT-1002F
Processing profile FT-1002F



OBRADA I SPAJANJE OKVIRA DESNIH VRATA PROCESSING AND CONNECTION OF RIGHT DOOR FRAME



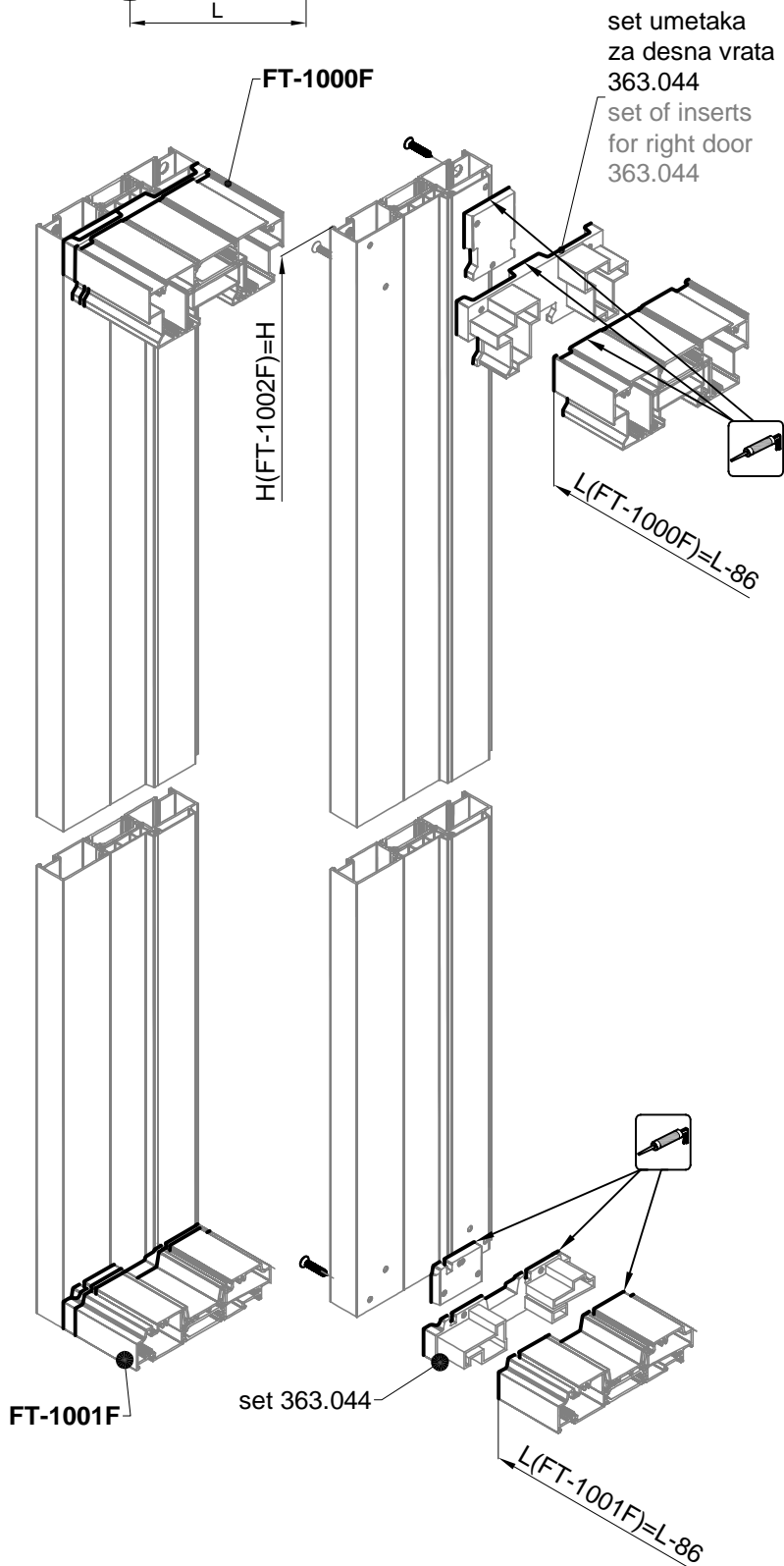
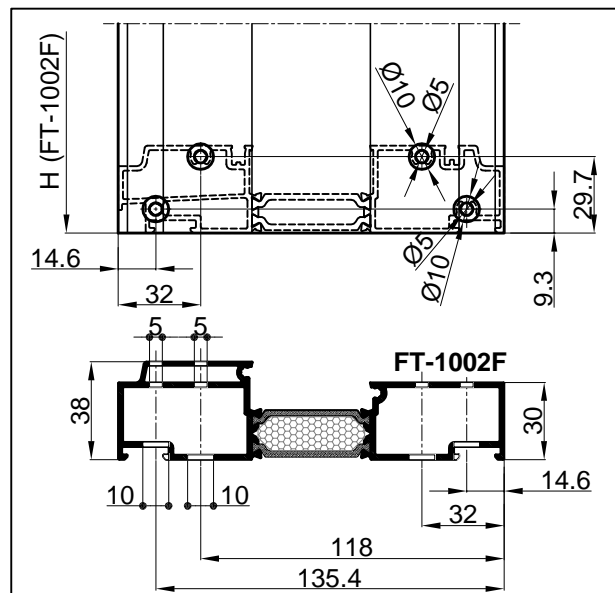
obrada rupa na profilu FT-1002F
se radi šablonima tipa Feal
processing holes on profile FT-1002F
are made by feal type templates



Obrada profila FT-1002F
Processing profile FT-1002F

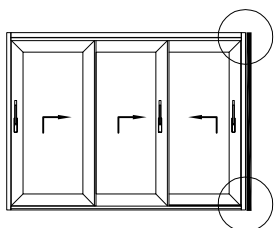
- profili okomice i vodoravnice okvira rama se spajaju pod 90°, vijcima 4.8x32 (DIN 7981)
- mjera pilanja vodoravnog profila
L (FT-1000F)=L-86
L (FT-1001F)=L-86
- mjera pilanja okomiog profila H (FT-1002F)=H
- profili okvira se spajaju preko pvc umetaka
- the vertical frame profile and the horizontal frame profile are connected under 90° with screws 4.8x32 (DIN 7981)
- Cutting length of horizontal profile
L (FT-1000F)=L-86
L (FT-1001F)=L-86
- Cutting length of vertical profile H (FT-1002F)=H
- frame profiles are connected with pvc inserts

Obrada profila FT-1002F
Processing profile FT-1002F



OBRADA I SPAJANJE OKVIRA LIJEVIH VRATA PROCESSING AND CONNECTION OF LEFT DOOR FRAME

- obrada rupa na profilu FT-1005F se radi šablonima tipa Feal
- processing holes on profile FT-1005F are made by Feal type templates

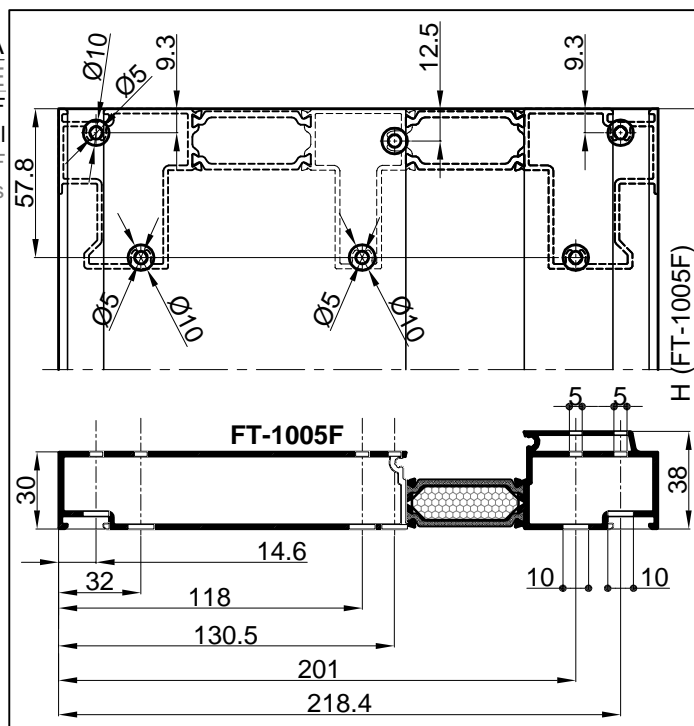
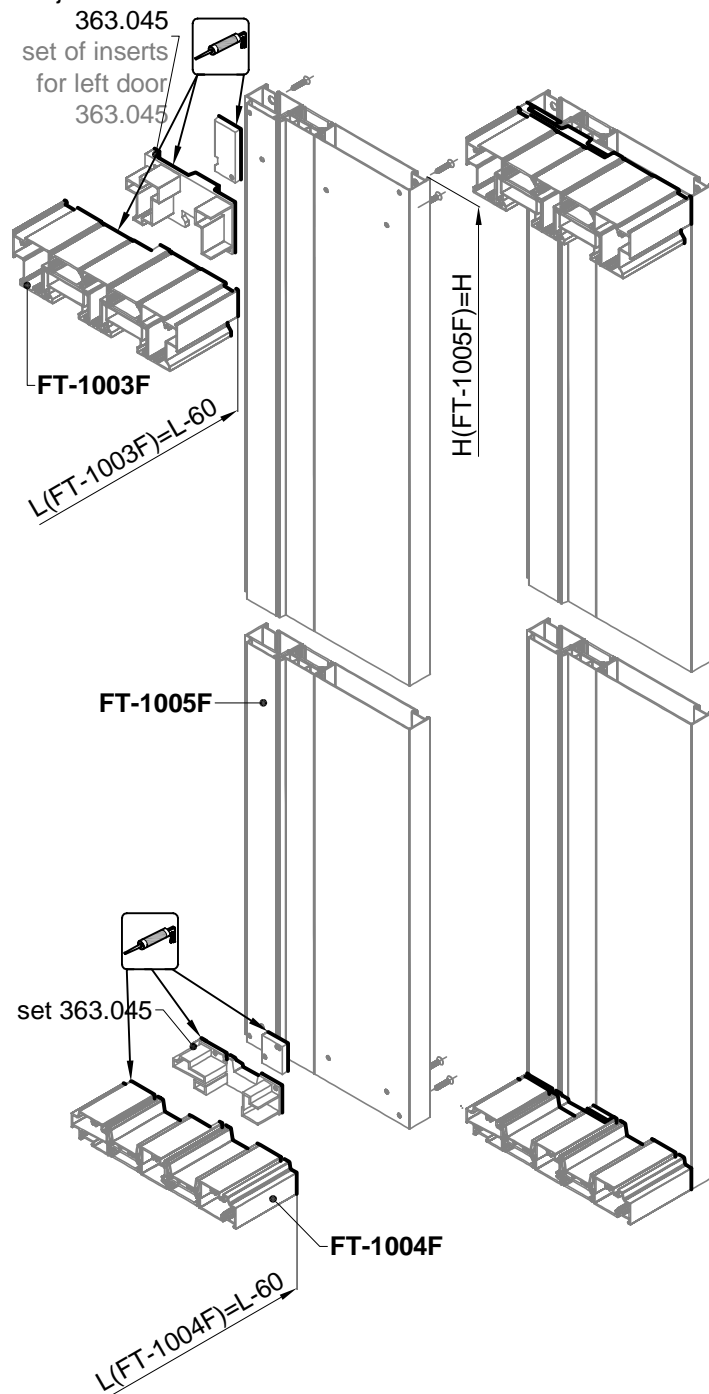


set umetaka
za lijeva vrata

363.045

set of inserts
for left door

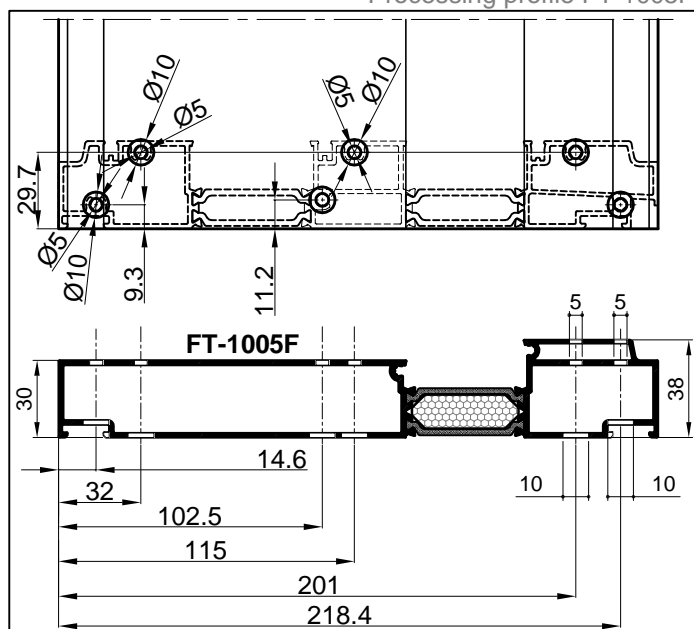
363.045

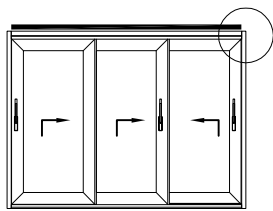


Obrada profila FT-1005F
Processing profile FT-1005F

- profili okomice i vodoravice okvira rama se spajaju pod 90°, vijcima 4.8x32 (DIN 7981)
- mjera pilanja vodoravnog profila
L (FT-1003F)=L-60
L (FT-1004F)=L-60
- mjera pilanja okomitog profila H (FT-1005F)=H
- profili okvira se spajaju preko pvc umetaka
- the vert. frame profile and the horizontal frame profile are connected under 90° with screws 4.8x32 (DIN 7981)
- Cutting length of horizontal profile
L (FT-1003F)=L-60
L (FT-1004F)=L-60
- Cutting length of vertical profile H (FT-1005F)=H
- frame profiles are connected with pvc inserts

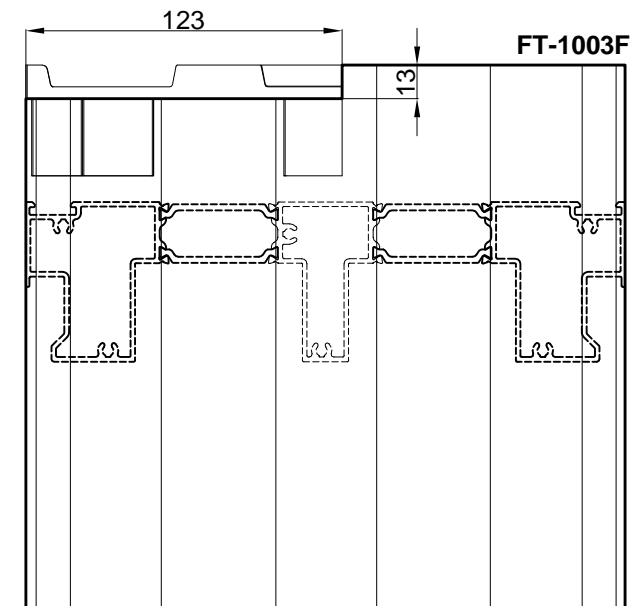
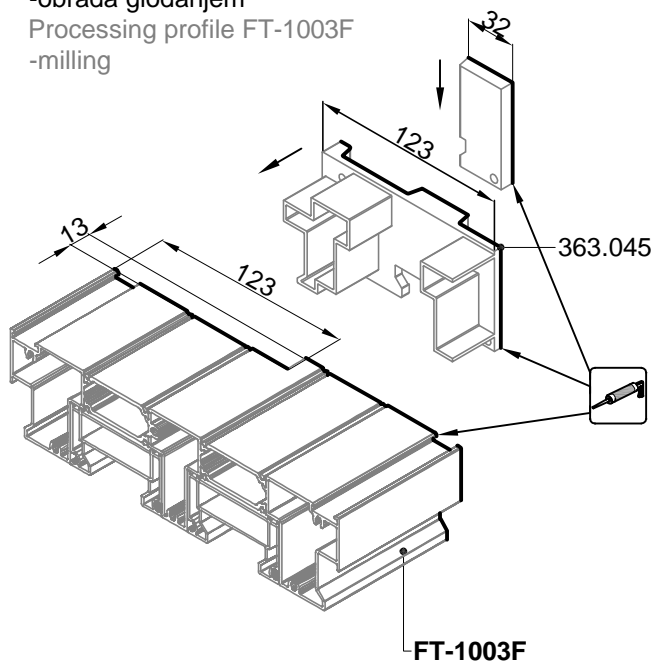
Obrada profila FT-1005F
Processing profile FT-1005F





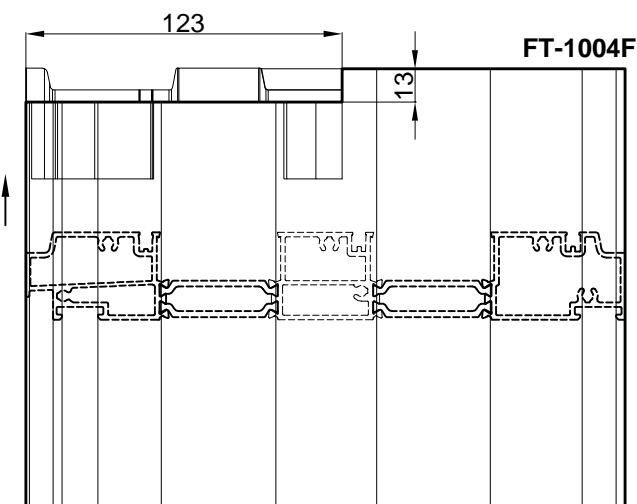
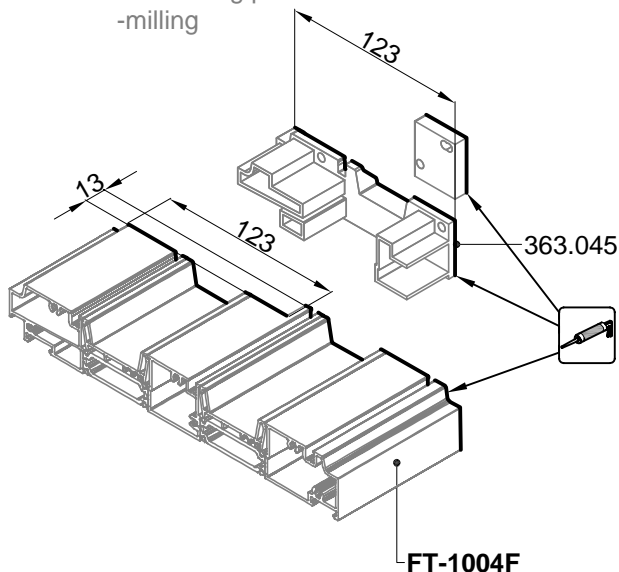
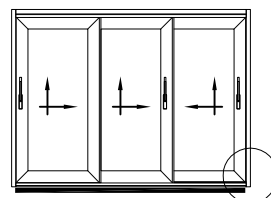
OBRADA GORNJE VODORAVNICE OKVIRA **FT-1003F** I UMETKA PREMA PROFILU OKOMICE OKVIRA FT-1005F - ZA LIJEVA VRATA
PROCESSING OF UPPER TRANSOM FOR FRAME FT-1003F AND INSERTS BY THE VERTICAL PROFILE OF FRAME FT-1005F - FOR LEFT DOOR

1. Obrada profila FT-1003F
-obrada glodanjem
1. Processing profile FT-1003F
-milling



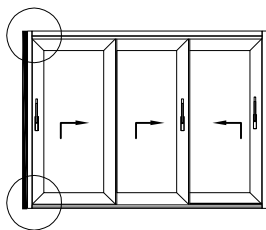
OBRADA DONJE VODORAVNICE OKVIRA **FT-1004F** I UMETKA PREMA PROFILU OKOMICE OKVIRA FT-1005F - ZA LIJEVA VRATA
PROCESSING OF LOWER TRANSOM FOR FRAME FT-1004F AND INSERTS BY THE VERTICAL PROFILE OF FRAME FT-1005F - FOR LEFT DOOR

1. Obrada profila FT-1004F
-obrada glodanjem
1. Processing profile FT-1004F
-milling

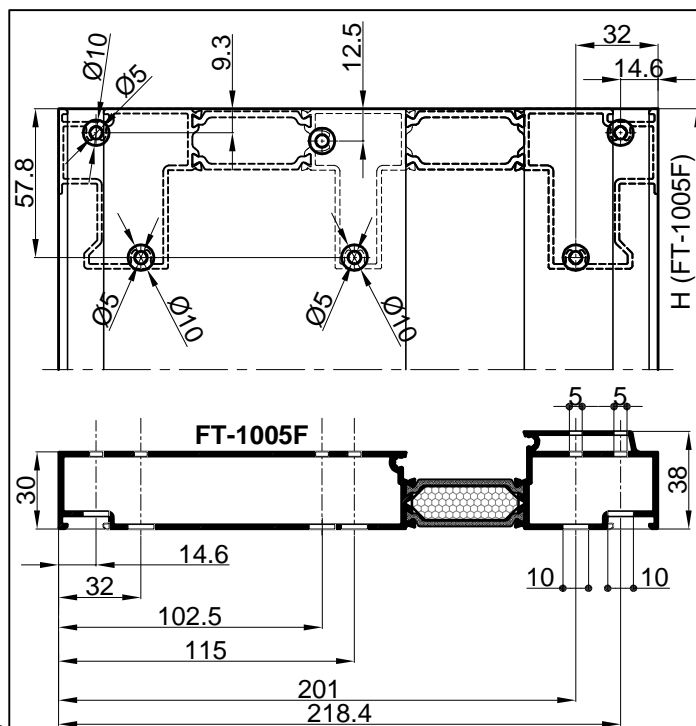
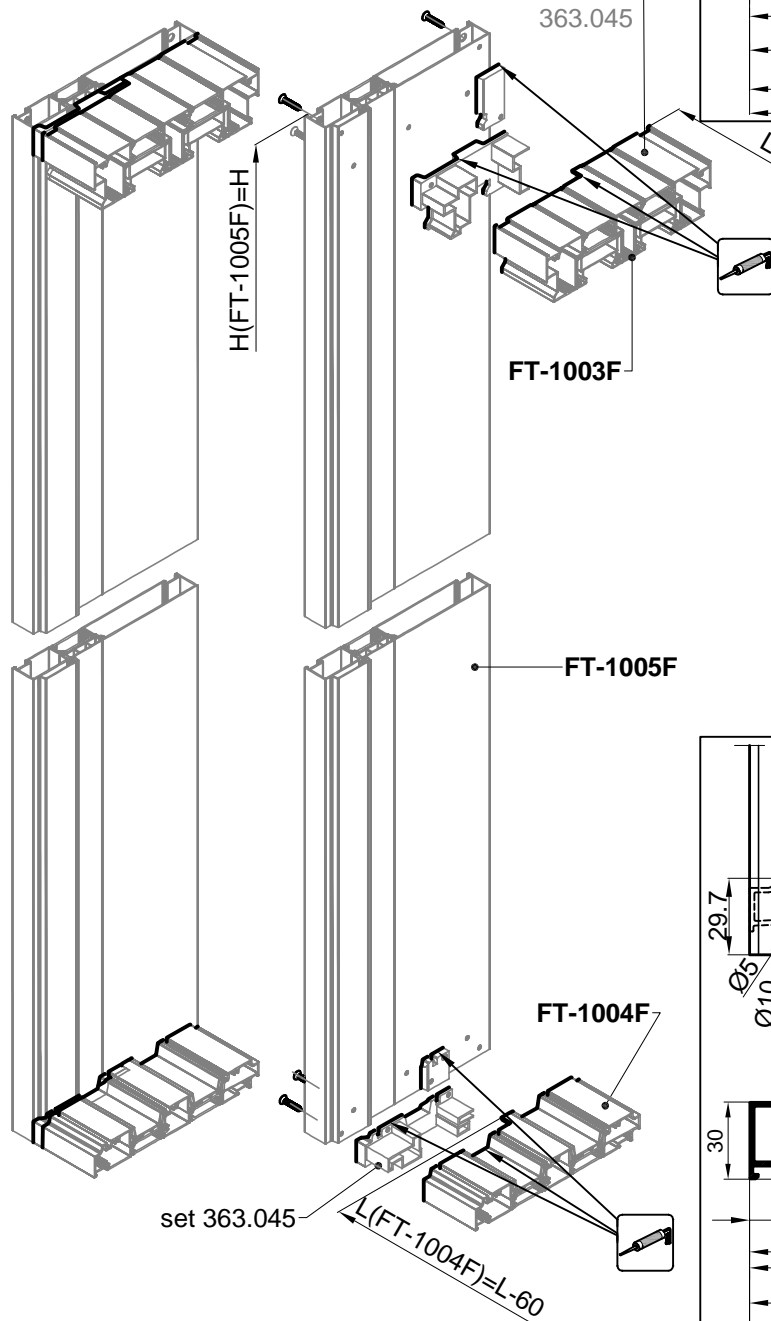


OBRADA I SPAJANJE OKVIRA LIJEVIH VRATA PROCESSING AND CONNECTION LEFT DOOR FRAME

- obrada rupa na profilu FT-1005F
se radi šablonima tipa Feal
- processing holes on profile FT-1005F
are made by Feal type templates



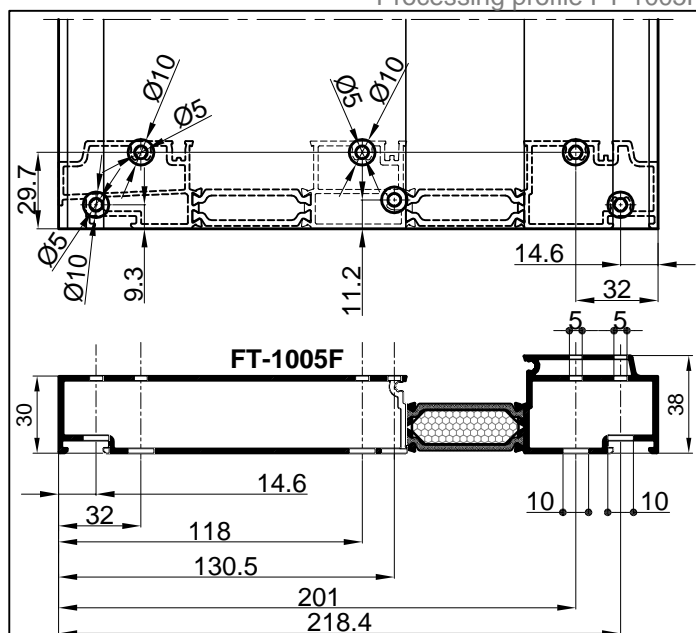
set umetaka
za lijeva vrata
363.045
set of inserts
for left door
363.045

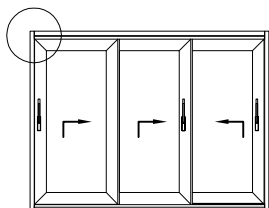


Obrada profila FT-1005F
Processing profile FT-1005F

- profili okomice i vodoravnice okvira rama se spajaju pod 90°, vijcima 4.8x32 (DIN 7981)
- mjera pilanja vodoravnog profila
L (FT-1003F)=L-60
L (FT-1004F)=L-60
- mjera pilanja okomiog profila H (FT-1005F)=H
- profili okvira se spajaju preko pvc umetaka
- the vert- frame profile and the horizontal frame profile are connected under 90° with screws 4.8x32 (DIN 7981)
- Cutting length of horizontal profile
L (FT-1003F)=L-60
L (FT-1004F)=L-60
- Cutting length of vertical profile H (FT-1005F)=H
- frame profiles are connected with pvc inserts

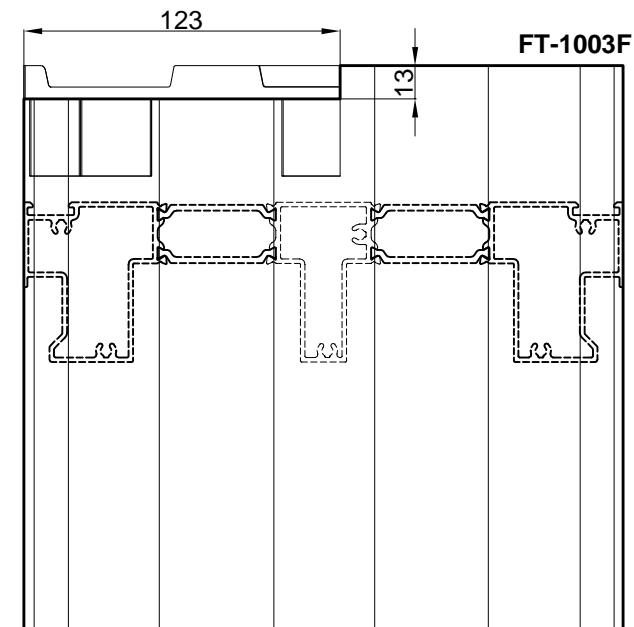
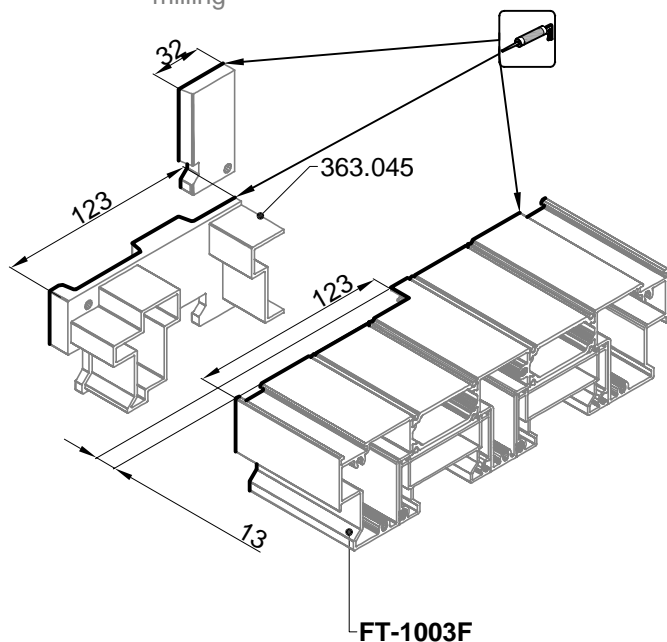
Obrada profila FT-1005F
Processing profile FT-1005F





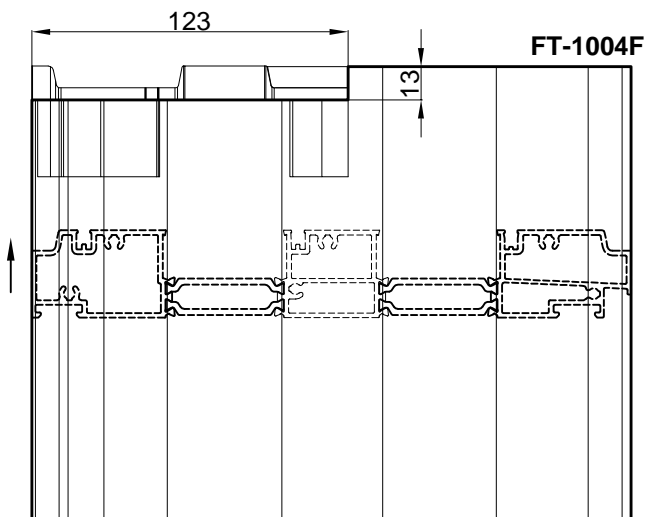
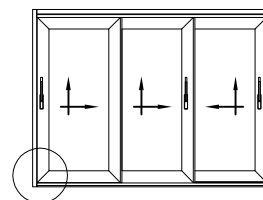
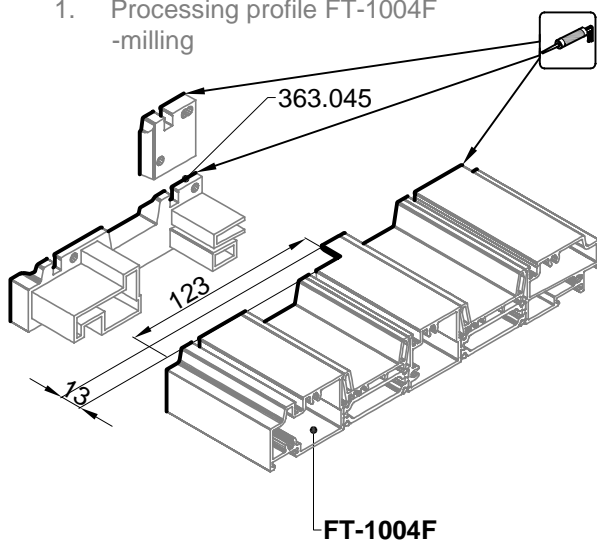
OBRADA GORNJE VODORAVNICE OKVIRA **FT-1003F** I UMETKA
PREMA PROFILU OKOMICE OKVIRA FT-1005F - ZA LIJEVA VRATA
PROCESSING OF UPPER TRANSOM FOR FRAME FT-1003F AND
INSERTS BY THE VERTICAL PROFILE OF FRAME FT-1005F - FOR
LEFT DOOR

1. Obrada profila FT-1003F
-obrada glodanjem
1. Processing profile FT-1003F
-milling

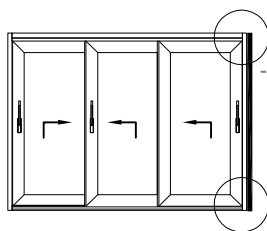


OBRADA DONJE VODORAVNICE OKVIRA **FT-1004F** I UMETKA
PREMA PROFILU OKOMICE OKVIRA FT-1005F - ZA LIJEVA VRATA
PROCESSING OF LOWER TRANSOM FOR FRAME FT-1004F AND
INSERTS BY THE VERTICAL PROFILE OF FRAME FT-1005F - FOR
LEFT DOOR

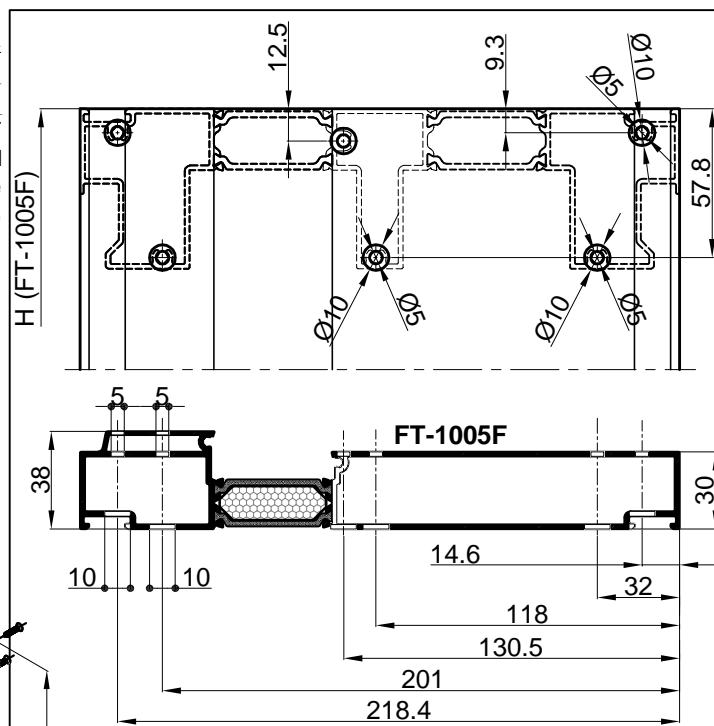
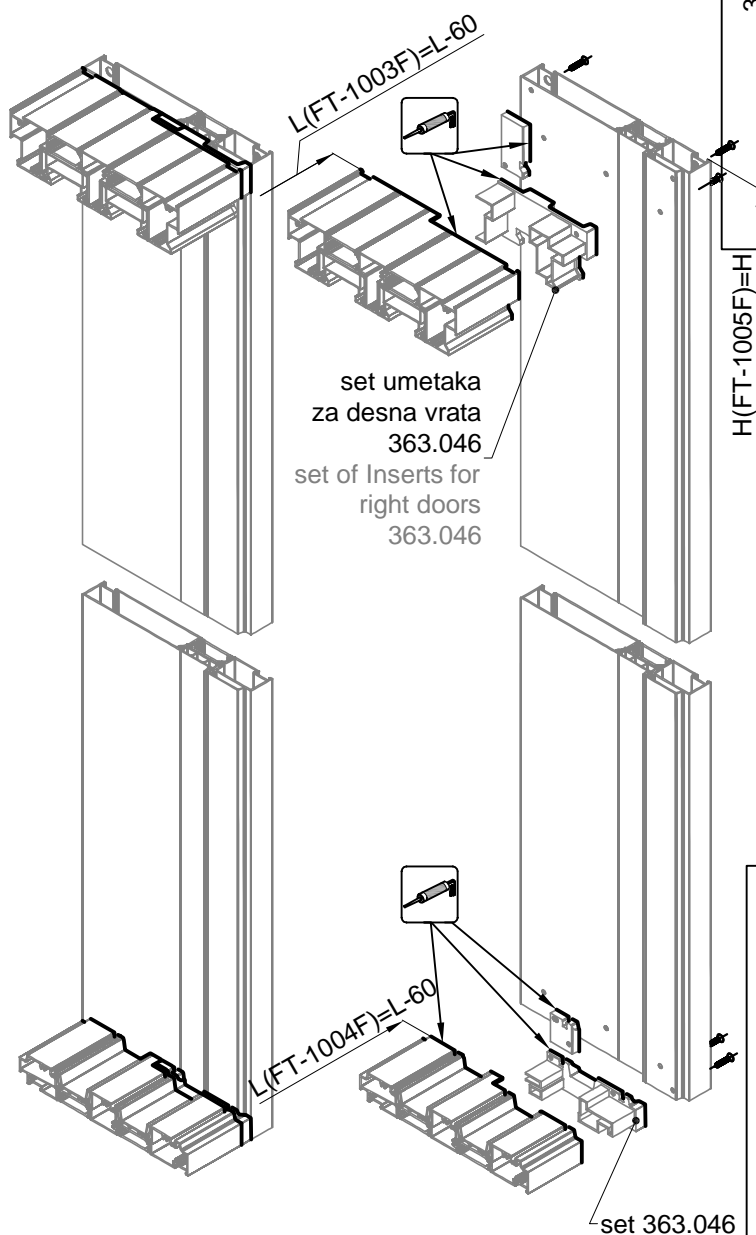
1. Obrada profila FT-1004F
-obrada glodanjem
1. Processing profile FT-1004F
-milling



OBRADA I SPAJANJE OKVIRA DESNIH VRATA
PROCESSING AND CONNECTION OF RIGHT DOOR
FRAME



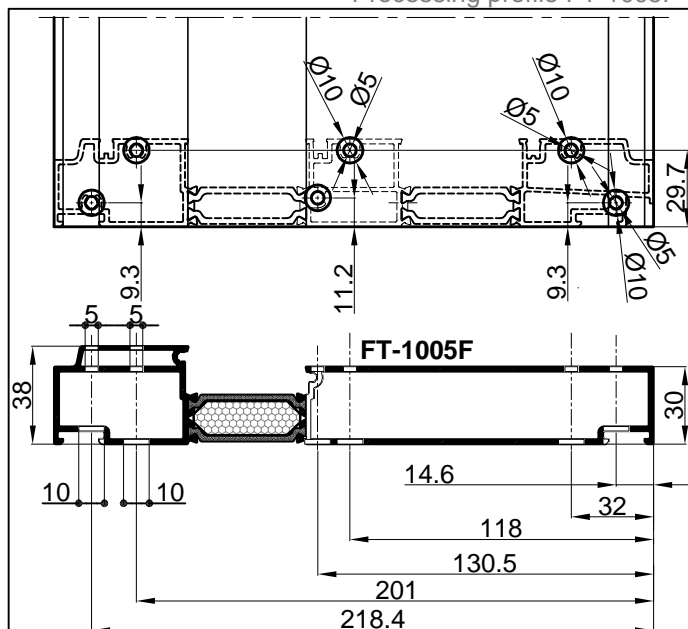
-obrada rupa na profilu FT-1005F
se radi šablonima tipa Feal
-processing holes on profile FT-1005F are
made by Feal type templates

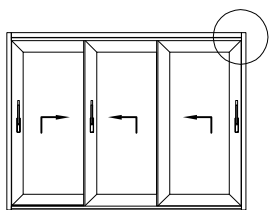


Obrada profila FT-1005F
Processing profile FT-1005F

- profili okomice i vodoravice okvira rama se spajaju pod 90°, vijcima 4.8x32 (DIN 7981)
- mjera pilanja vodoravnog profila
L (FT-1003F)=L-60
L (FT-1004F)=L-60
- mjera pilanja okomiog profila H (FT-1005F)=H
- profili okvira se spajaju preko pvc umetaka
- the vert. frame profile and horizontal frame profile
are connected under 90° with screws 4.8x32 (DIN 7981)
- Cutting length of horizontal profile
L (FT-1003F)=L-60
L (FT-1004F)=L-60
- cutting length of vertical profile H (FT-1005F)=H
- frame profiles are connected with pvc inserts

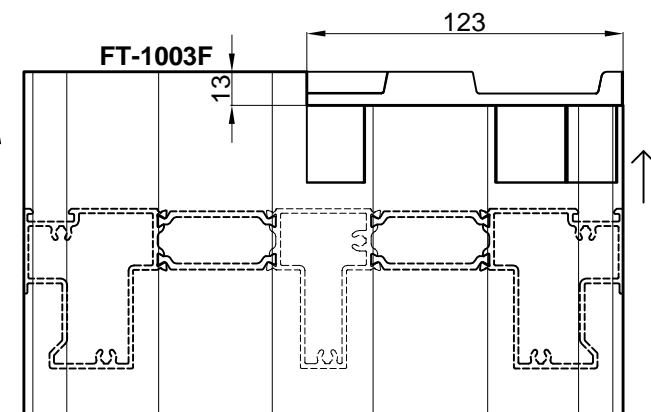
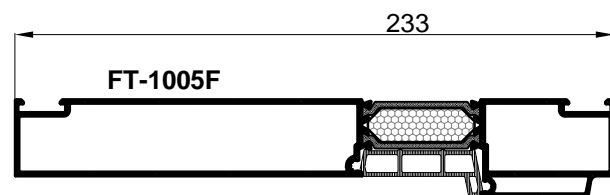
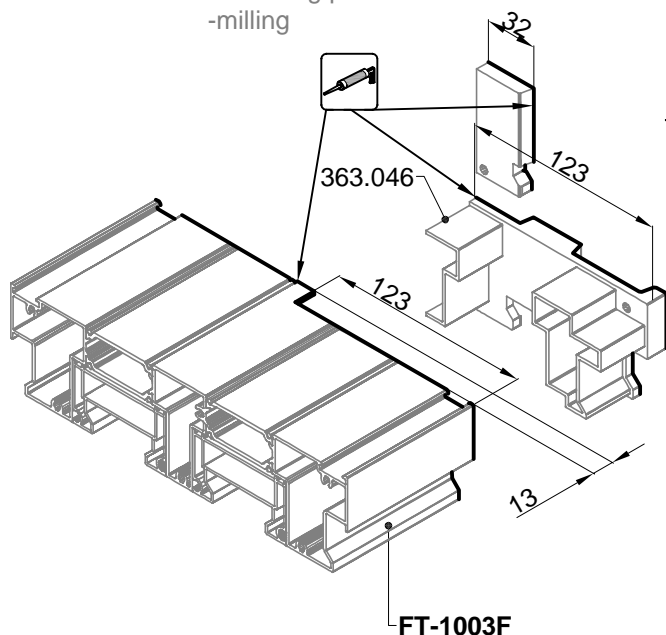
Obrada profila FT-1005F
Processing profile FT-1005F





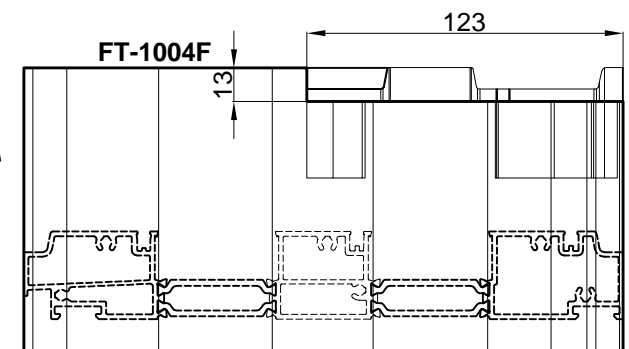
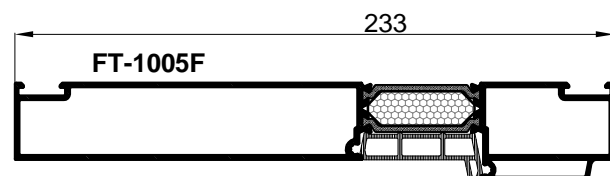
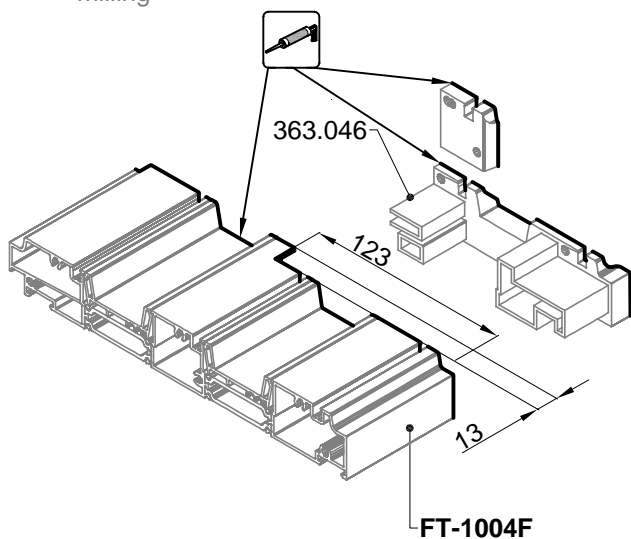
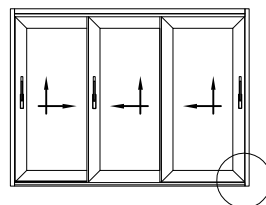
OBRADA GORNJE VODORAVNICE OKVIRA **FT-1003F** I UMETKA
PREMA PROFILU OKOMICE OKVIRA **FT-1005F** - ZA DESNA VRATA
PROCESSING OF UPPER TRANSOM OF FRAME **FT-1003F** AND
INSERTS BY THE VERTICAL FRAME ON PROFILE **FT-1005F** - FOR
RIGHT DOOR

1. Obrada profila **FT-1003F**
-obrada glodanjem
1. Processing profile **FT-1003F**
-milling



OBRADA DONJE VODORAVNICE OKVIRA **FT-1004F** I UMETKA
PREMA PROFILU OKOMICE OKVIRA **FT-1005F** - ZA DESNA VRATA
PROCESSING OF LOWER TRANSOM OF FRAME **FT-1004F** AND
INSERTS BY THE VERTICAL PROFILE ON FRAME **FT-1105F** - FOR
RIGHT DOOR

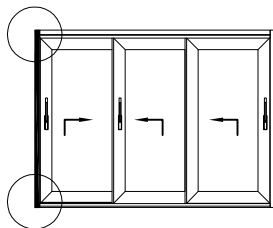
1. Obrada profila **FT-1004F**
-obrada glodanjem
2. Processing profile **FT-1004F**
-milling



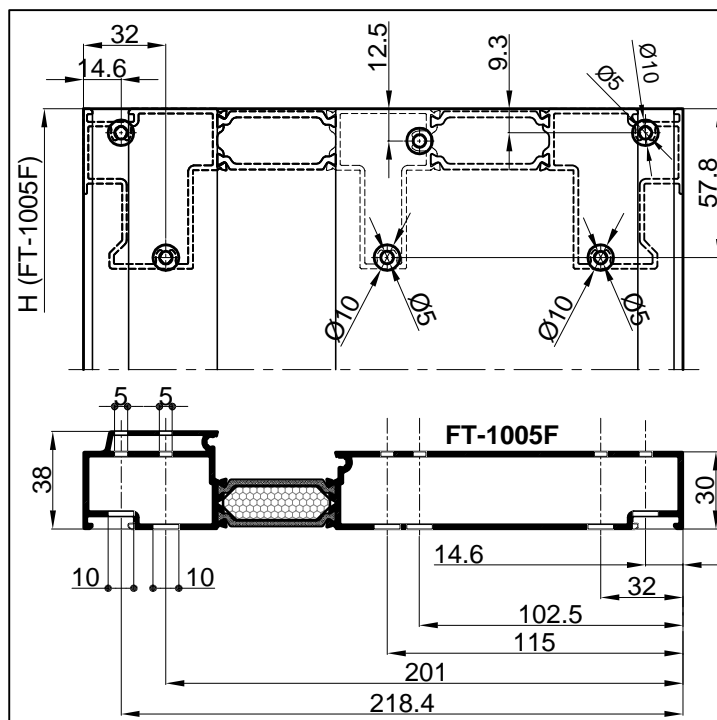
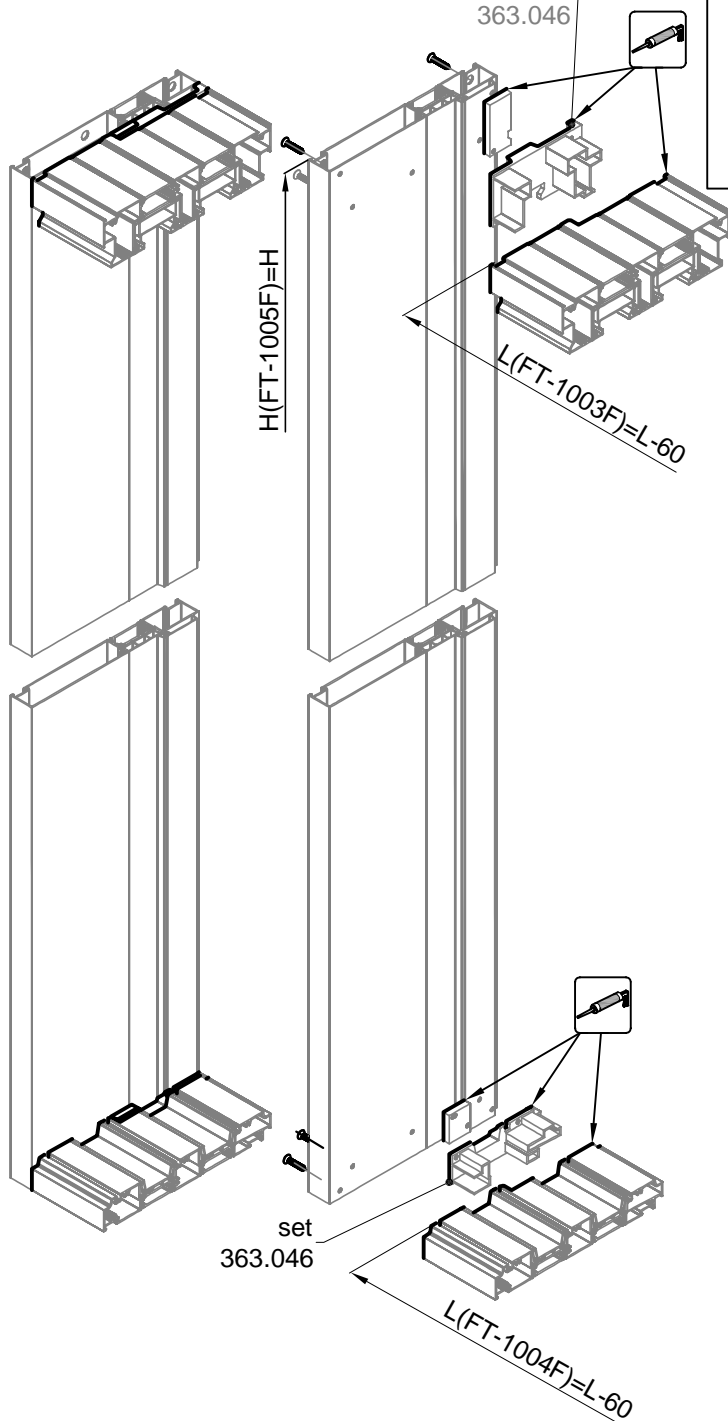
OBRADA I SPAJANJE OKVIRA DESNIH VRATA PROCESSING AND CONNECTION OF RIGHT DOOR

FRAME

-obrada rupa na profilu FT-1005F
se radi šablonima tipa Feal
-processing holes on profile FT-1005F
are
made by Feal type templates



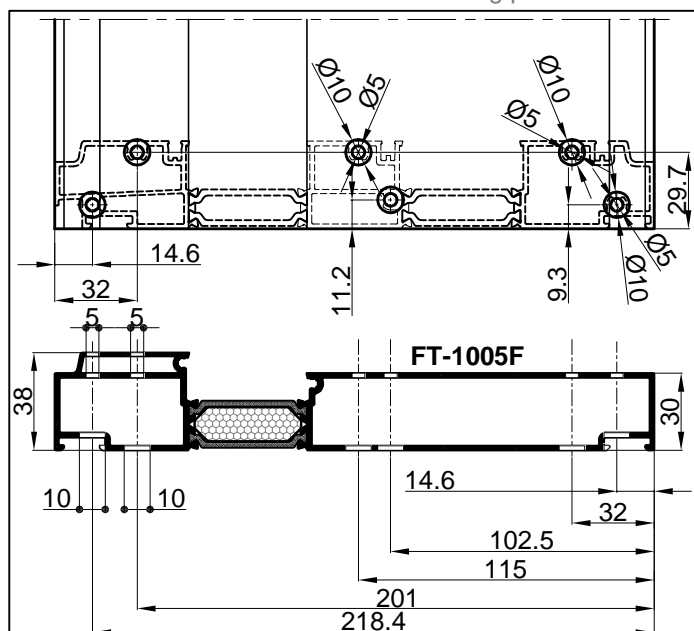
set umetaka
za desna vrata
363.046
set of inserts
for right door
363.046

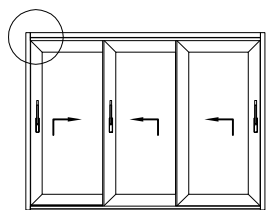


Obrada profila FT-1005F
Processing profile FT-1005F

- profili okomice i vodoravnice okvira rama se spajaju pod 90°, vijcima 4.8x32 (DIN 7981)
- mjera pilanja vodoravnog profila
L (FT-1003F)=L-60
L (FT-1004F)=L-60
- mjera pilanja okomiog profila H (FT-1005F)=H
- profili okvira se spajaju preko pvc umetaka
-the vert.frame profile and horizontal frame profile are connected under 90° with screws 4.8x32 (DIN 7981)
- Cutting length of horizontal profile
L (FT-1003F)=L-60
L (FT-1004F)=L-60
- Cutting length of vertical profile H (FT-1005F)=H
- frame profiles are connected with pvc inserts

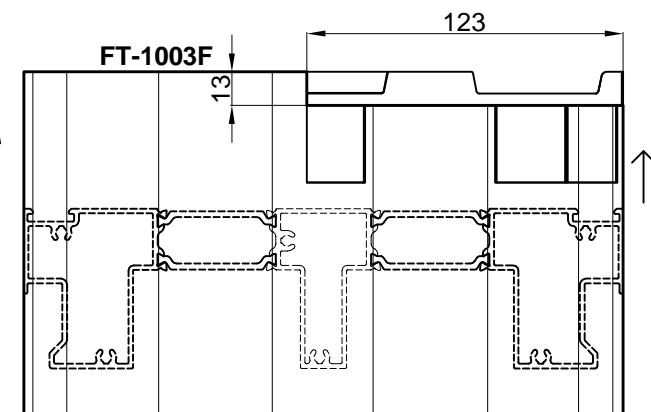
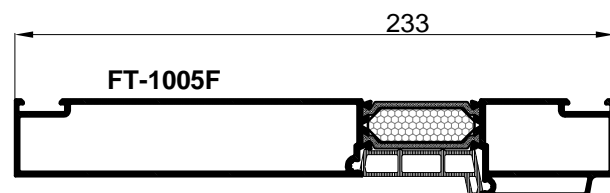
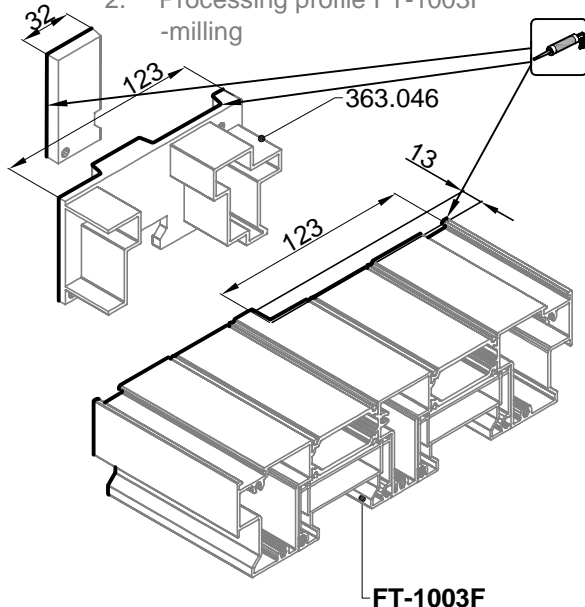
Obrada profila FT-1005F
Processing profile FT-1005F





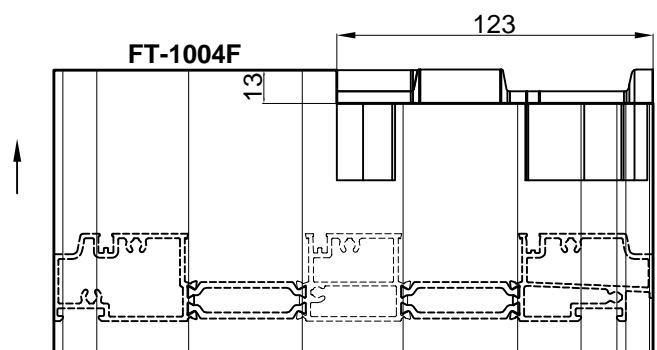
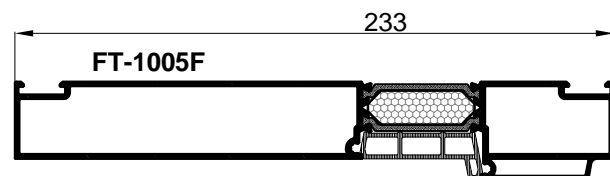
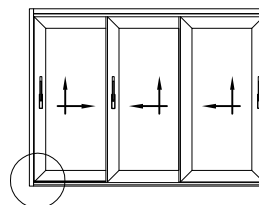
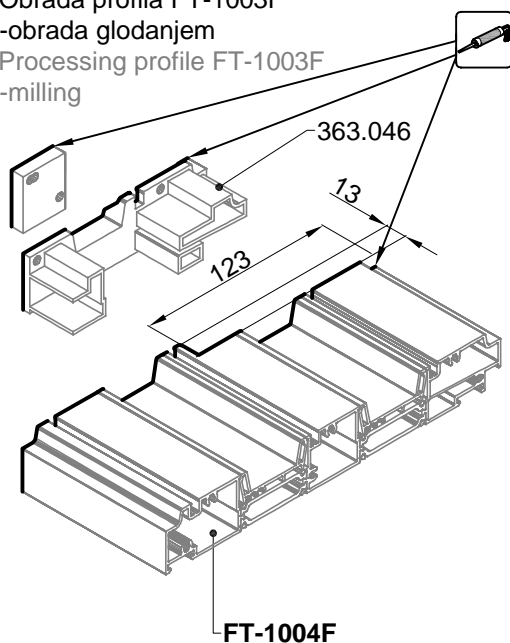
OBRADA GORNJE VODORAVNICE OKVIRA **FT-1003F** I UMETKA
PREMA PROFILU OKOMICE OKVIRA **FT-1005F** - ZA DESNA VRATA
PROCESSING OF UPPER TRANSOM OF FRAME **FT-1003F** AND
INSERTS BY THE VERTICAL FRAME PROFILE **FT-1005F** - FOR RIGHT
DOOR

1. Obrada profila FT-1003F
-obrada glodanjem
2. Processing profile FT-1003F
-milling



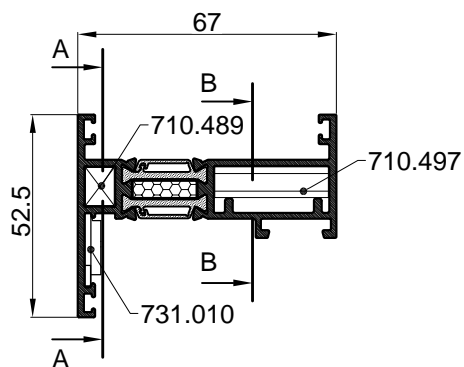
OBRADA DONJE VODORAVNICE OKVIRA **FT-1004F** I UMETKA PREMA
PROFILU OKOMICE OKVIRA **FT-1005F** - ZA DESNA VRATA
PROCESSING OF LOWER TRANSOM OF FRAME **FT-1004F** AND
INSERTS BY THE VERTICAL PROFILE ON FRAME **FT-1005F** - FOR
RIGHT DOOR

1. Obrada profila FT-1003F
-obrada glodanjem
1. Processing profile FT-1003F
-milling

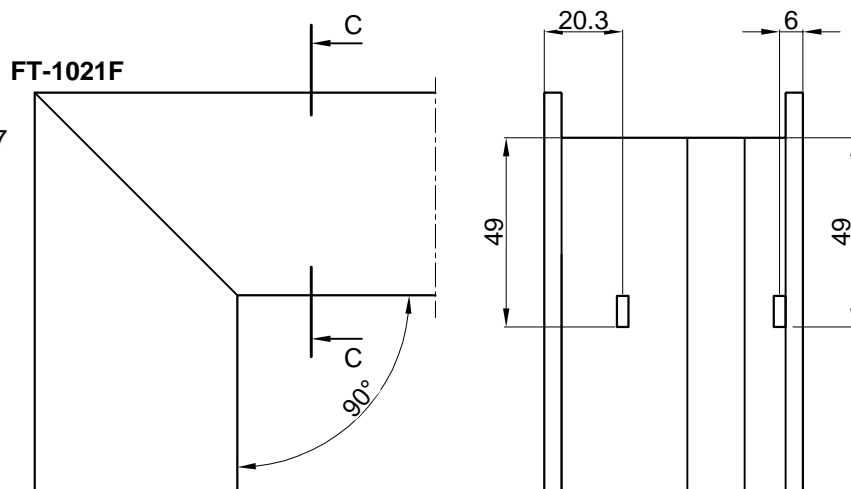


PRESJEK C-C
CROSS SECTION C-C

FT-1021F

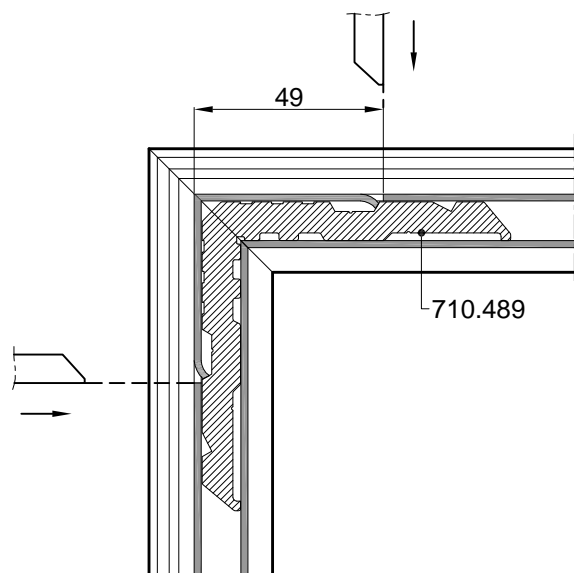


SPAJANJE PROFILA FT-1021F KUTNICIMA
CONNECTION OF PROFILE FT-1021F WITH CORNER BRACKETS

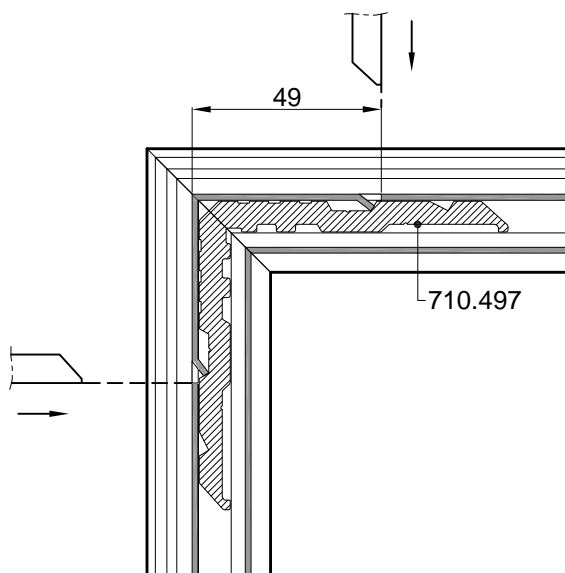


- Spajanje kutnikom **710.489** uprešavanjem stijenke profila u kutnik
- Uprešavanje izvesti kliještima art.240.001 ili strojno
- Corner bracket connection **710.489** aluminium profile corner crimping
- Corner crimping perform with pliers art.240.001 or with machine

- Spajanje kutnikom **710.497** uprešavanjem stijenke profila u kutnik
- Uprešavanje izvesti kliještima art.240.001 ili strojno
- Corner bracket connection **710.497** aluminium profile corner crimping
- Corner crimping perform with pliers art.240.001 or with machine



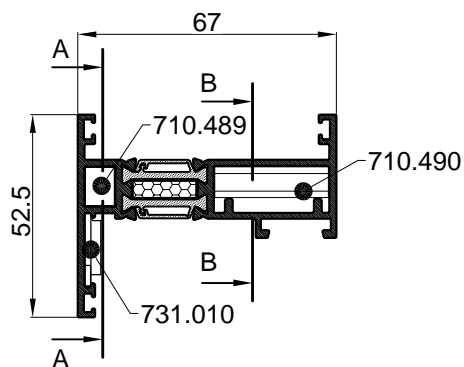
PRESJEK A-A
CROSS SECTION A-A



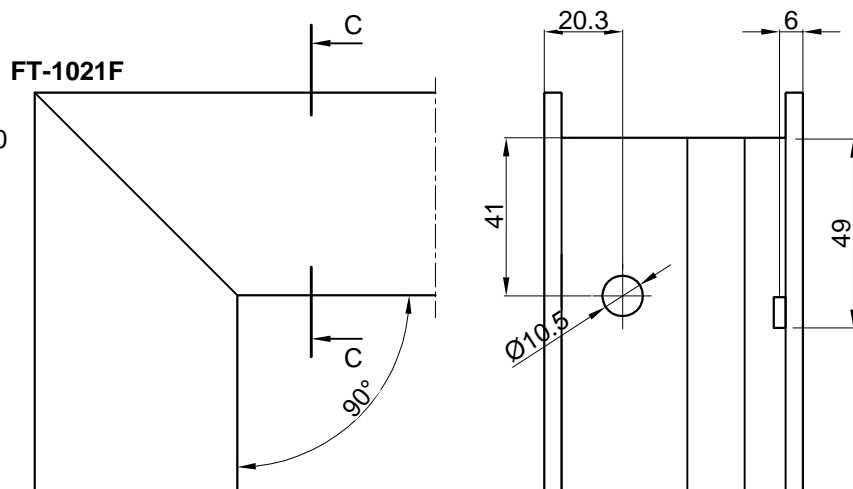
PRESJEK B-B
CROSS SECTION B-B

PRESJEK C-C
CROSS SECTION C-C

FT-1021F

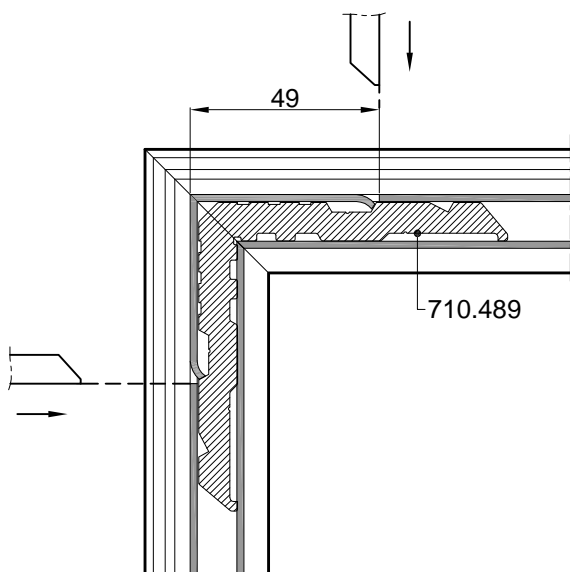


SPAJANJE PROFILA FT-1021F KUTNICIMA
CONNECTION OF PROFILE FT-1021F WITH CORNER BRACKETS

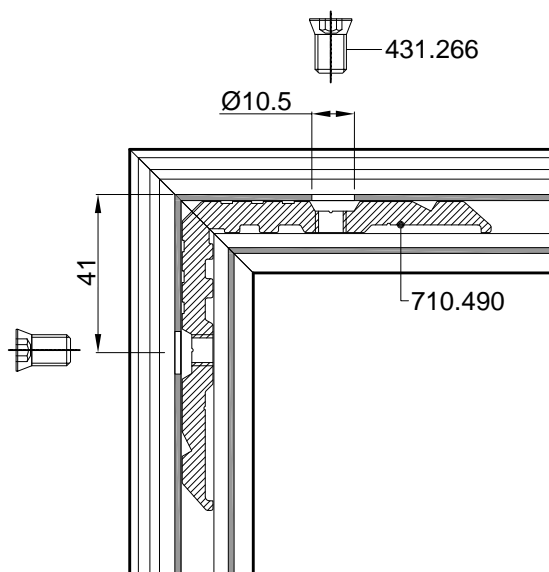


- Spajanje kutnikom **710.489**
uprešavanjem stijenke profila u kutnik
- Uprešavanje izvesti kliještima art.240.001 ili strojno
- Corner bracket connection **710.489**
aluminum profile corner crimping
- Corner crimping perform with pliers art.240.001 or with machine

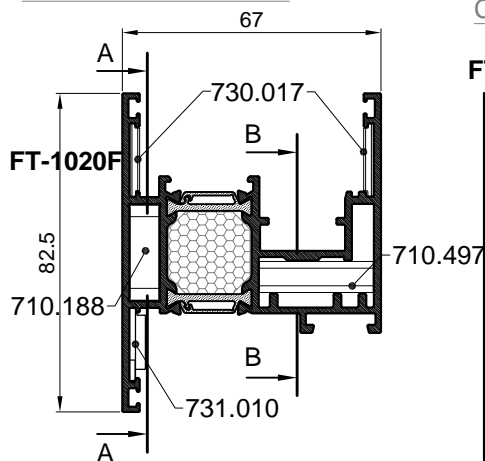
- Spajanje kutnikom **710.490**
vijcima M8x13 -*tip Feal* (431.266)
- Obrada rupe na glodalici (bušilici) vretenastim glodalom (svrdlom) Ø10.5
- Corner bracket connection **710.490**
with screws M8x13 - *typ Feal* (431.266)
- Hole processing with Ø10.5 end mill



PRESJEK A-A
CROSS SECTION A-A

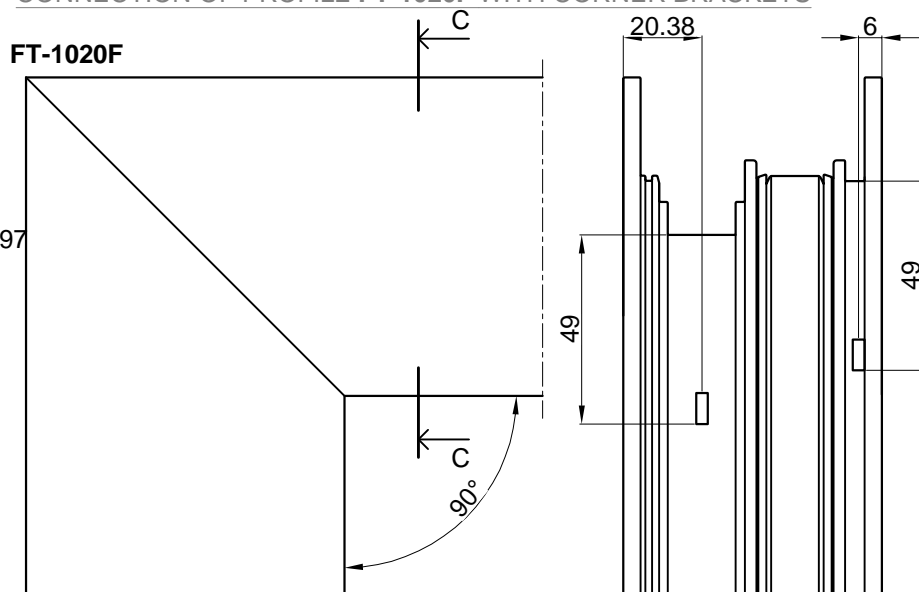


PRESJEK B-B
CROSS SECTION B-B



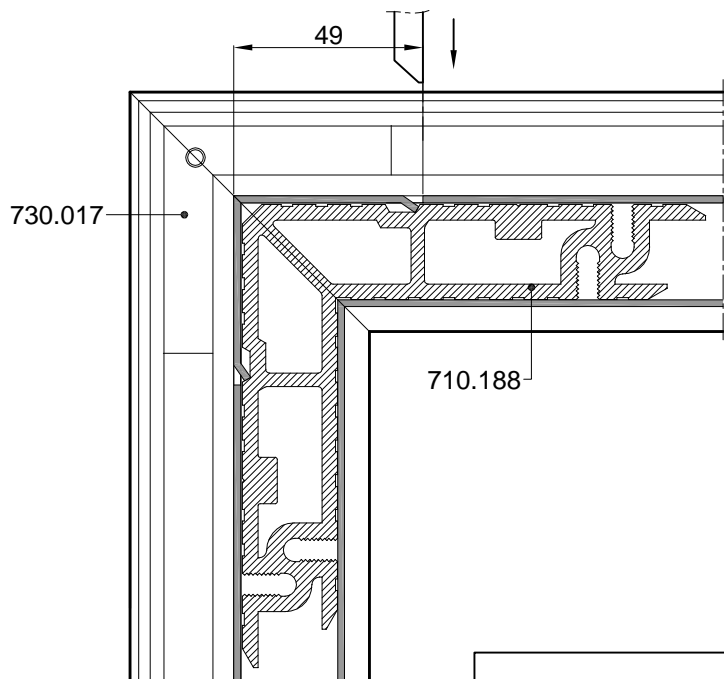
SPAJANJE PROFILA FT-1020F KUTNICIMA

CONNECTION OF PROFILE FT-1020F WITH CORNER BRACKETS

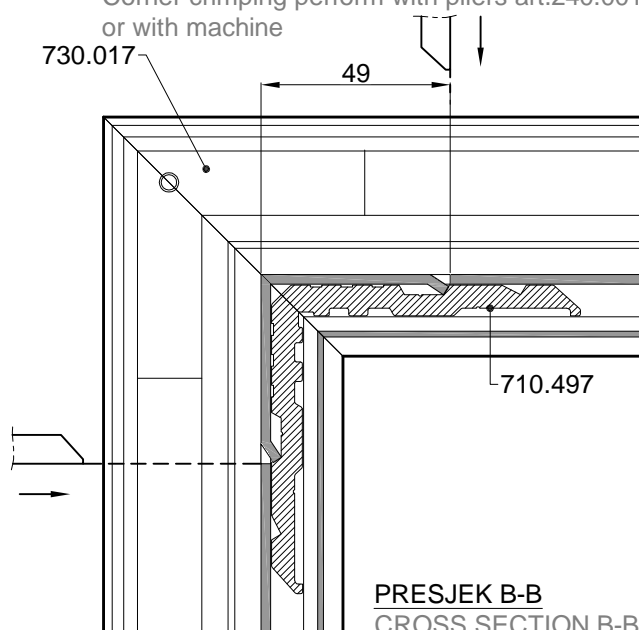


- Spajanje kutnikom **710.188** uprešavanjem stijenke profila u kutnik
- Uprešavanje izvesti kliještima art.240.001 ili strojno
- Corner bracket connection **710.188** aluminium profile corner crimping
- Corner crimping perform with pliers art.240.001 or with machine

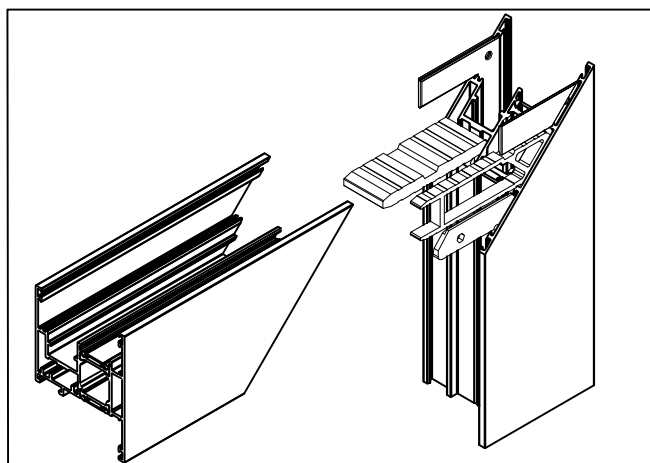
- Spajanje kutnikom **710.497** uprešavanjem stijenke profila u kutnik
- Uprešavanje izvesti kliještima art.240.001 ili strojno
- Corner bracket connection **710.497** aluminium profile corner crimping
- Corner crimping perform with pliers art.240.001 or with machine



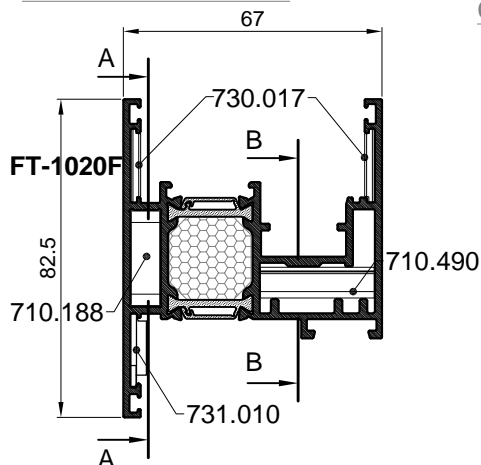
PRESJEK A-A
CROSS SECTION A-A



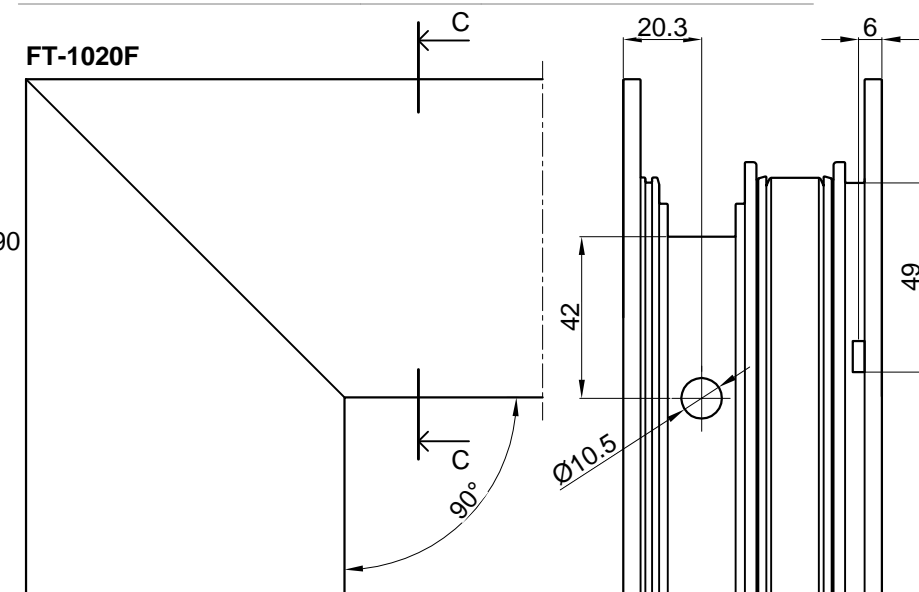
PRESJEK B-B
CROSS SECTION B-B



PRESJEK C-C CROSS SECTION C-C

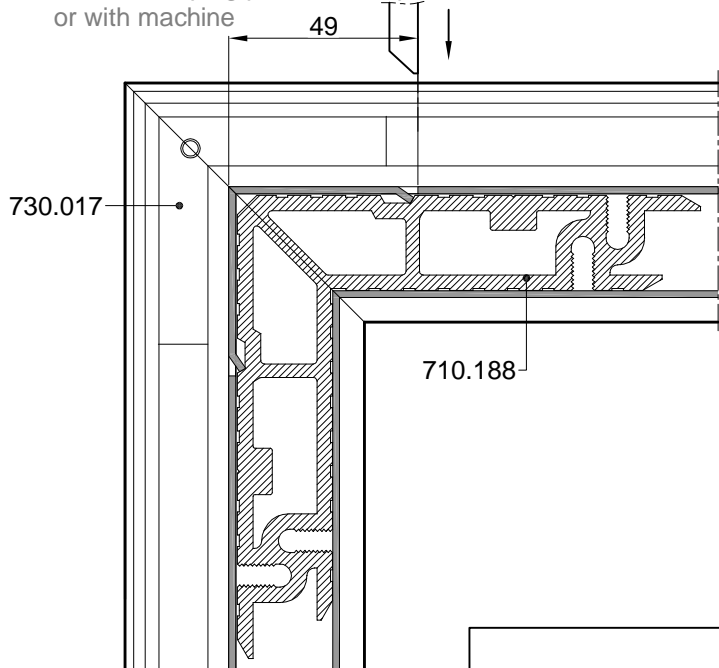


SPAJANJE PROFILA FT-1020F KUTNICIMA CONNECTION OF PROFILE FT-1020F WITH CORNER BRACKETS

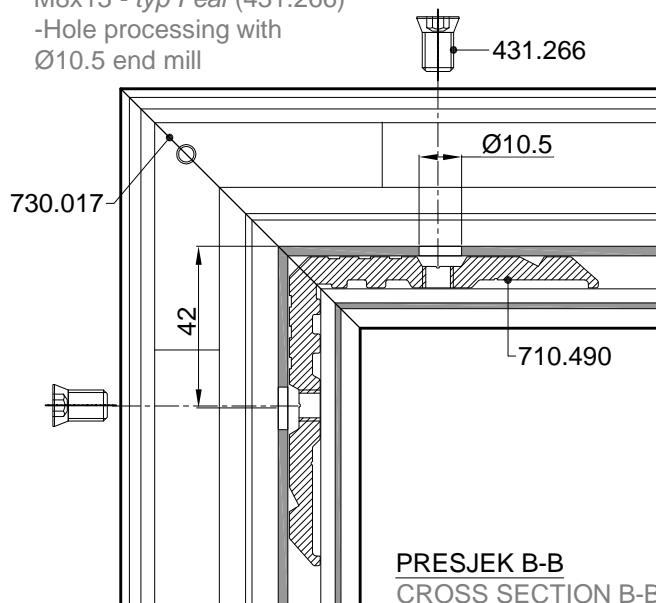


- Spajanje kutnikom 710.188 uprešavanjem stijenke profila u kutnik
- Uprešavanje izvesti kliještima art.240.001 ili strojno
- Corner bracket connection 710.188 aluminium profile corner crimping
- Corner crimping perform with pliers art.240.001 or with machine

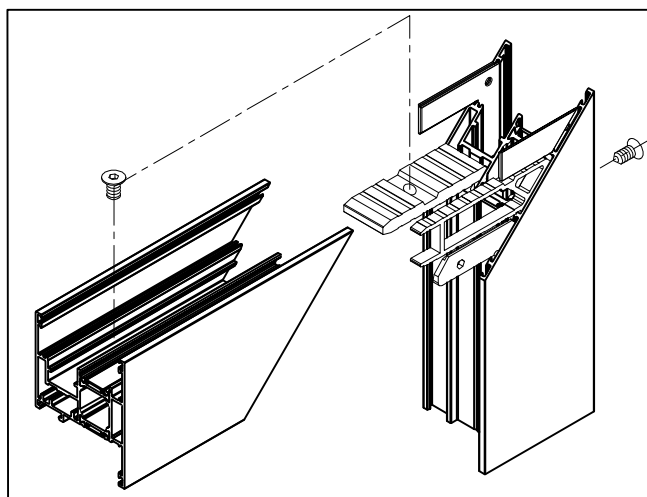
- Spajanje kutnikom 710.490 vijcima M8x13 -tip Feal (431.266)
- Obrada rupe na glodalici (bušilici) vretenastim glodalom (svrdlom) Ø10.5
- Corner bracket connection 710.490 with screws M8x13 - typ Feal (431.266)
- Hole processing with Ø10.5 end mill



PRESJEK A-A CROSS SECTION A-A

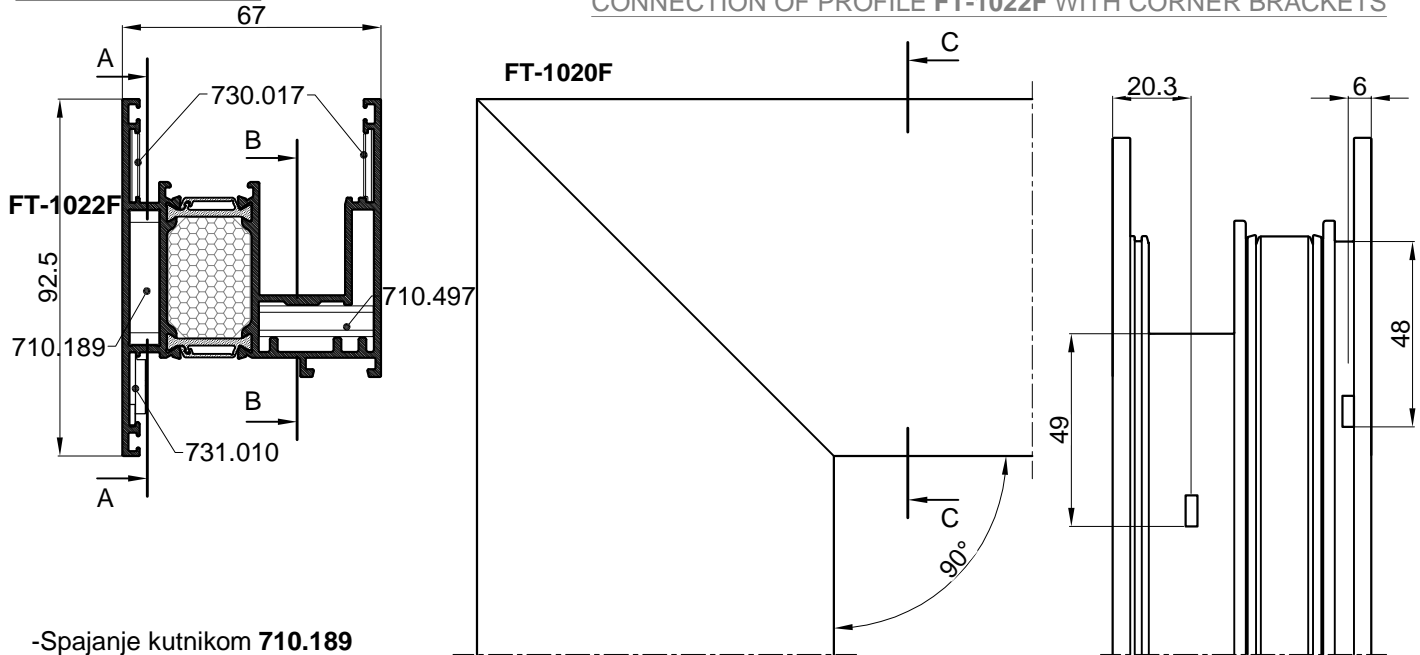


PRESJEK B-B CROSS SECTION B-B



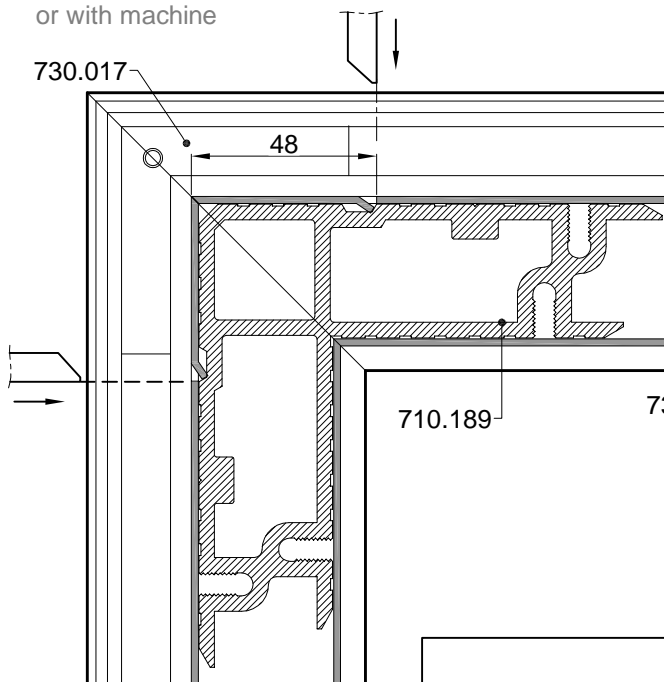
PRESJEK C-C CROSS SECTION C-C

SPAJANJE PROFILA FT-1022F KUTNICIMA CONNECTION OF PROFILE FT-1022F WITH CORNER BRACKETS

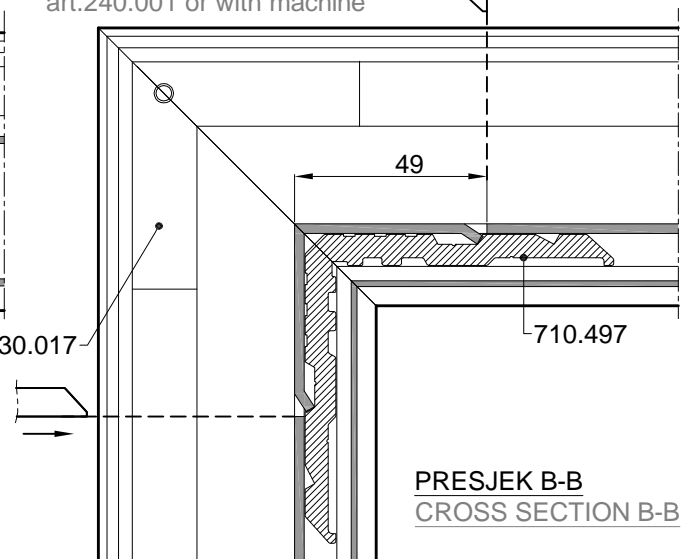


- Spajanje kutnikom **710.189** uprešavanjem stijenke profila u kutnik
- Uprešavanje izvesti klijestima art.240.001 ili strojno
- Corner bracket connection **710.189** aluminium profile corner crimping
- Corner crimping perform with pliers art.240.001 or with machine

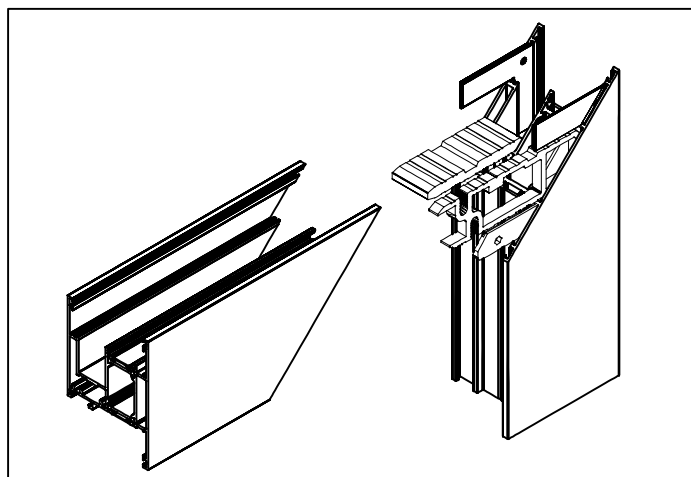
- Spajanje kutnikom **710.497** uprešavanjem stijenke profila u kutnik
- Uprešavanje izvesti klijestima art.240.001 ili strojno
- Corner bracket connection **710.497** aluminium profile corner crimping
- Corner crimping perform with pliers art.240.001 or with machine



PRESJEK A-A
CROSS SECTION A-A

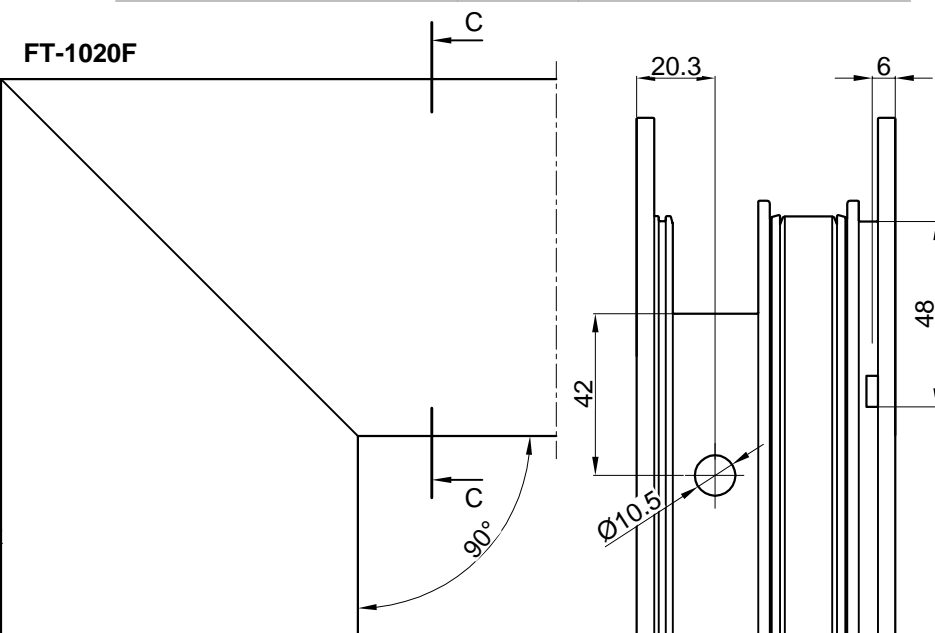
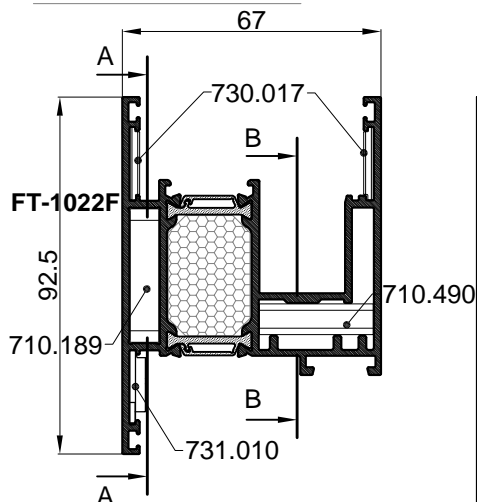


PRESJEK B-B
CROSS SECTION B-B

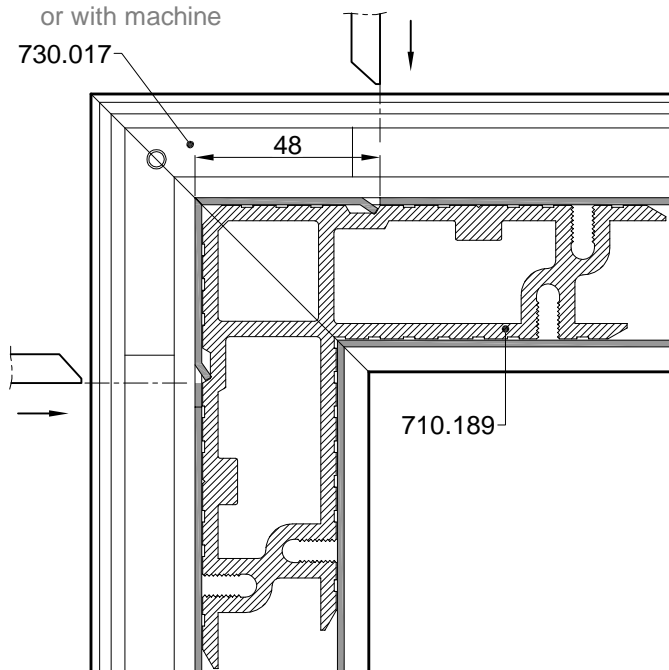


PRESJEK C-C CROSS SECTION C-C

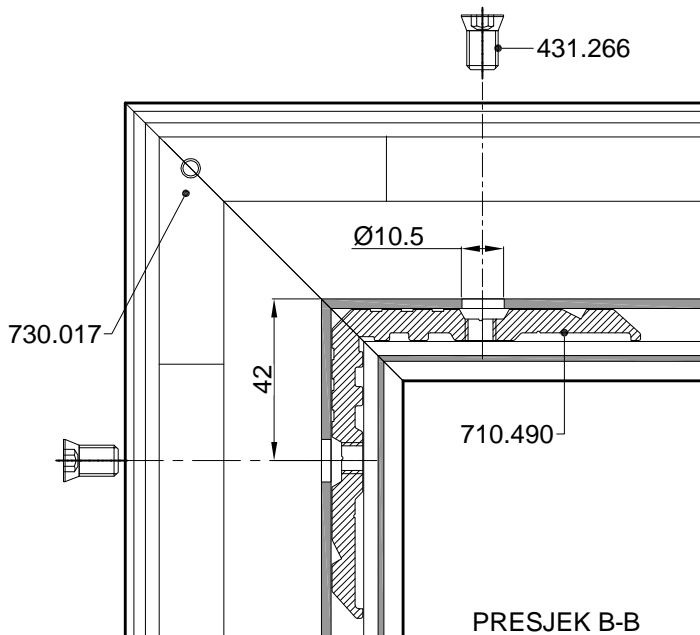
SPAJANJE PROFILA FT-1022F KUTNICIMA CONNECTION OF PROFILE FT-1022F WITH CORNER BRACKETS



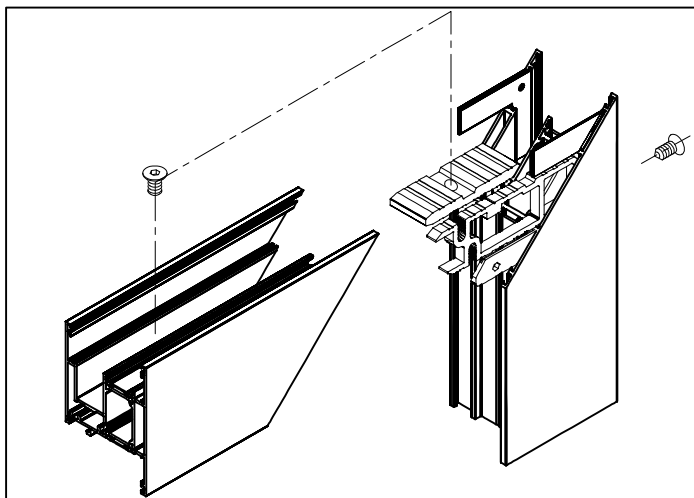
- Spajanje kutnikom **710.189** uprešavanjem stijenke profila u kutnik
- Uprešavanje izvesti kliještima art.240.001 ili strojno
- Corner bracket connection **710.189** aluminium profile corner crimping
- Corner crimping perform with pliers art.240.001 or with machine



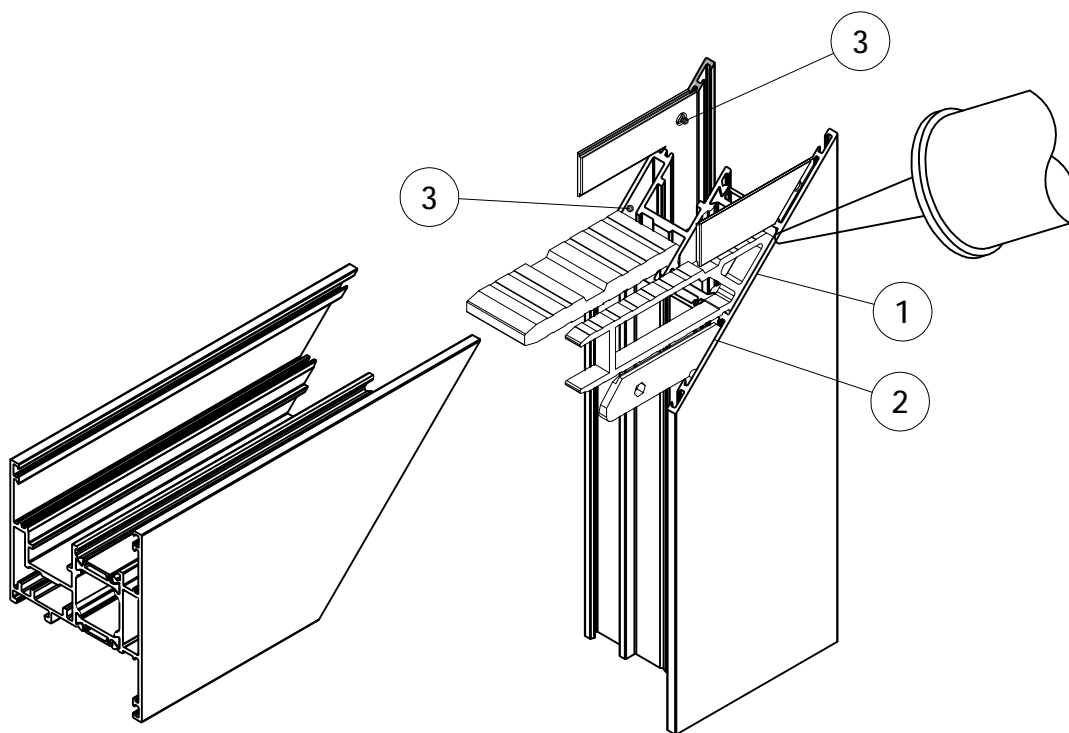
PRESJEK A-A
CROSS SECTION A-A



PRESJEK B-B
CROSS SECTION B-B



SPAJANJE PROFILA KUTNICIMA POD KUTEM OD 90°
CONNECTION OF PROFILES WITH CORNER BRACKETS UNDER 90°



POSTUPAK SPAJANJA PROFILA:

1. Površine koje se spajaju-rezove očistiti i odmastiti prikladnim sredstvom /npr. Sika Remover 208; Wurth-kat.br.:892 130 30/.
2. Premazati površine koje se spajaju ljepilom za metal /npr. Sika Force 7851; Wurth-kat.br.:892 130 010/.
3. Ljepilo za metal ušpricati u komore za kutnik (po opsegu komore)
4. Profile s kutnicima izravnati i spojiti
5. Dio ljepila koji iscure između rezova očistiti sredstvom za čišćenje i odmašćivanje /npr. Sika Remover 208; Wurth-kat.br.:892 130 30/.

NAPOMENA:

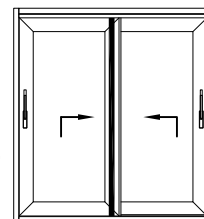
Ovaj postupak spajanja profila primjenjiv je za sve Feal-ove kutnike i njima odgovarajuće komore. Lijepljenjem rezova i kutnika ljepilima za metal osigurava se potrebna zrako- i vodonepropusnosti spoja kao i dodatna mehanička čvrstoća spoja.

PROFILE CONNECTION PROCEDURE:


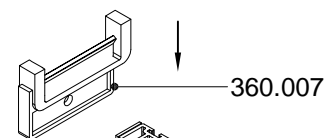
1. Surfaces that are connecting - clean and degreased the cut with suitable products /e.g. Sika Remover 208; Wurth-kat. no.:892 130 30/.
2. Smear surfaces that are connecting with metal glue /e.g. Sika Force 7851; Wurth-kat.no.:892 130 010/.
3. Spurt metal glue into chambers for the corner bracket (on chamber circumference)
4. Level profiles with corner brackets and connect
5. Leaking glue that comes from the joints remove with cleaning and degrease product /e.g. Sika Remover 208; Wurth-kat.no.:892 130 30/.

REMARK:

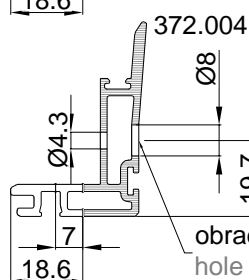
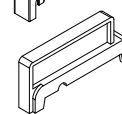
This profile connection procedure is applicable for all Feal corner brackets and their appropriate chambers. Gluing cuts and corners with metal glues provides necessary air and water tightness of the joint and additional mechanical properties.



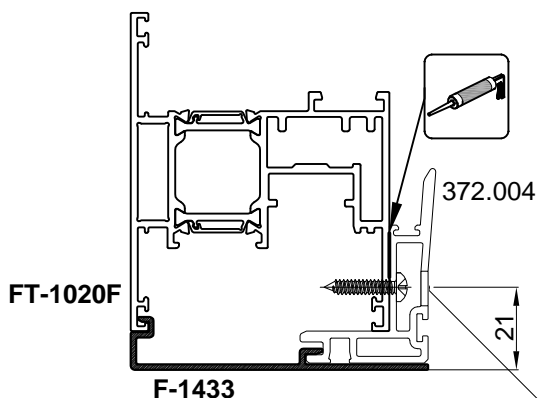
-every max.400 mm



—360.005



obrada rupa - stupnjevanim glodalom (DIN8374)
hole processing - sublant (DIN8374)



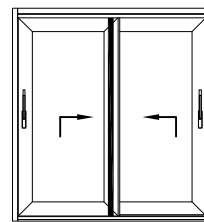
Obrada al. profila **F-1433** i pvc profila **372.004**
(za profil krila FT-1020F) - OTVARAJUĆE KRILO

- mjera pilanja $H(F-1433)=H_{krila}$
- obradu profila F-1433 i 372.004 raditi na glodalici vretenastim glodalom

Processing al. profile **F-1433** and pvc profile **372.004**

(for sash profile FT-1020F) - OPENING SASH

- cut lenght $H(F-1433)=H_{sash}$
- proces profile F-1433 i 372.004 on milling machine with end mill

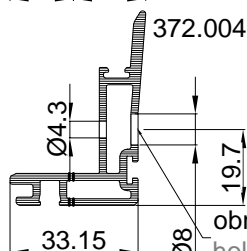
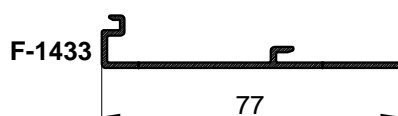
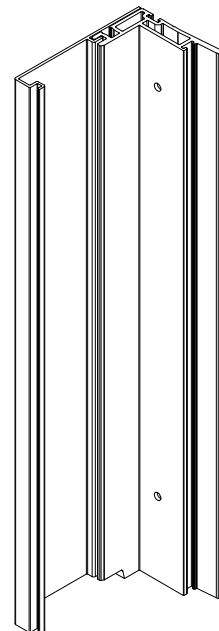
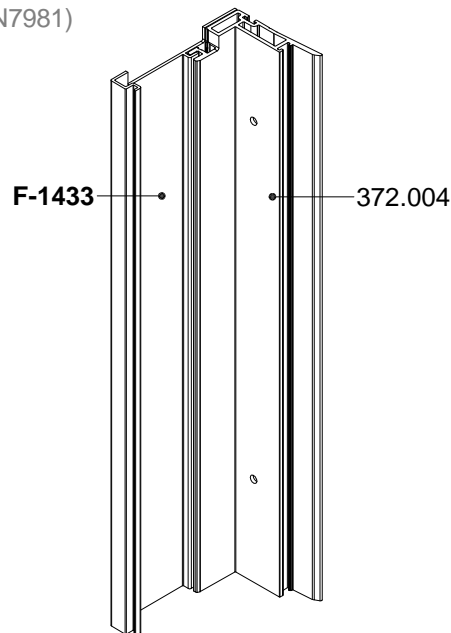
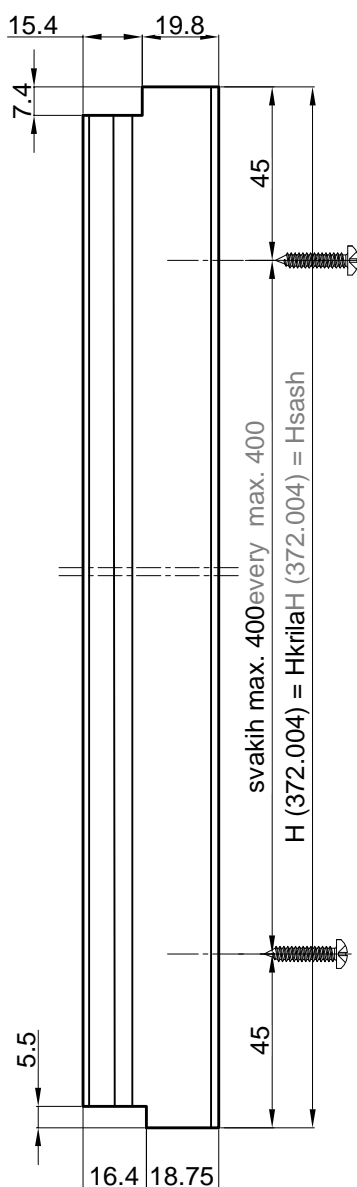
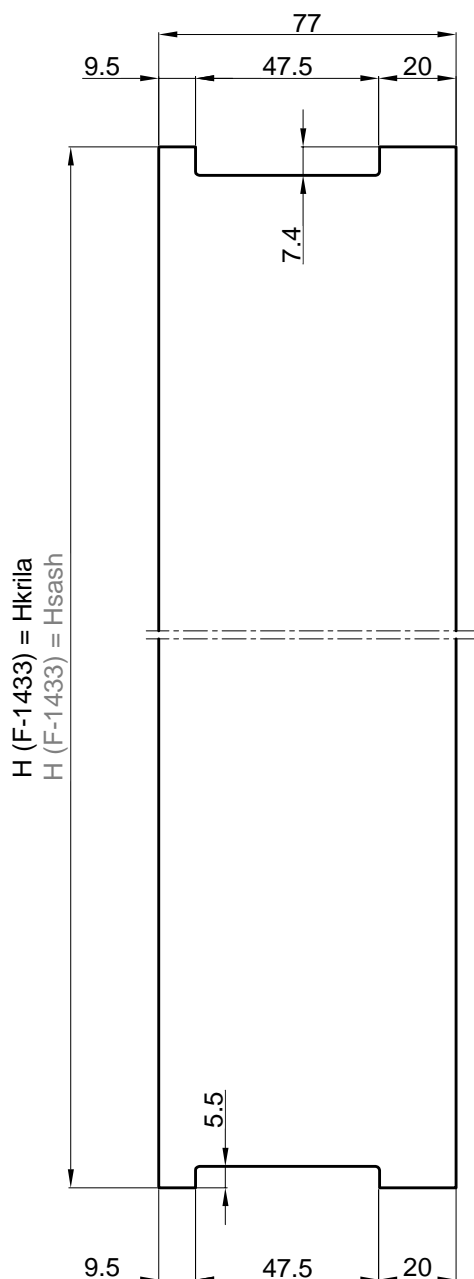


spajanje vijkom 3.9x19 (DIN7981)

-svakih max.400 mm

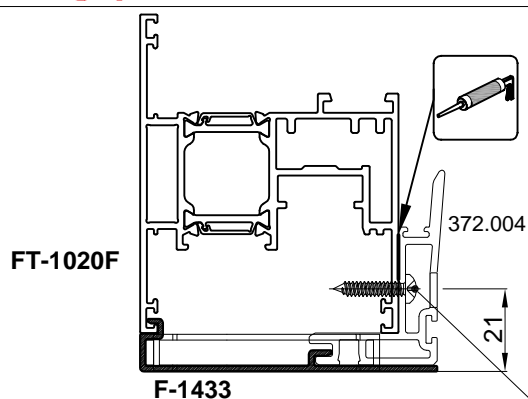
screw connection 3.9x19 (DIN7981)

-every max.400 mm



vijak 3.9x19 (DIN 7981)
srew 3.9x19 (DIN 7981)

obrada rupa - stupnjevanim glodalom (DIN8374)
hole processing - sublant drill (DIN8374)



Obrada al. profila **F-1433** i pvc profila **372.004**
(za profil krila FT-1020F) - FIKSNO KRILO

- mjera pilanja $H(F-1433)=Hkrila$
- obradu profila F-1433
- raditi na glodalici vretenastim glodalom
- umetci (od gume) na krajevima profila

Processing al. profile **F-1433** and pvc profile **372.004**
(for sash profile FT-1020F) - FIXED SASH

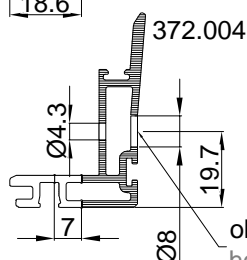
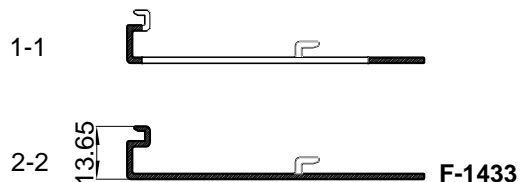
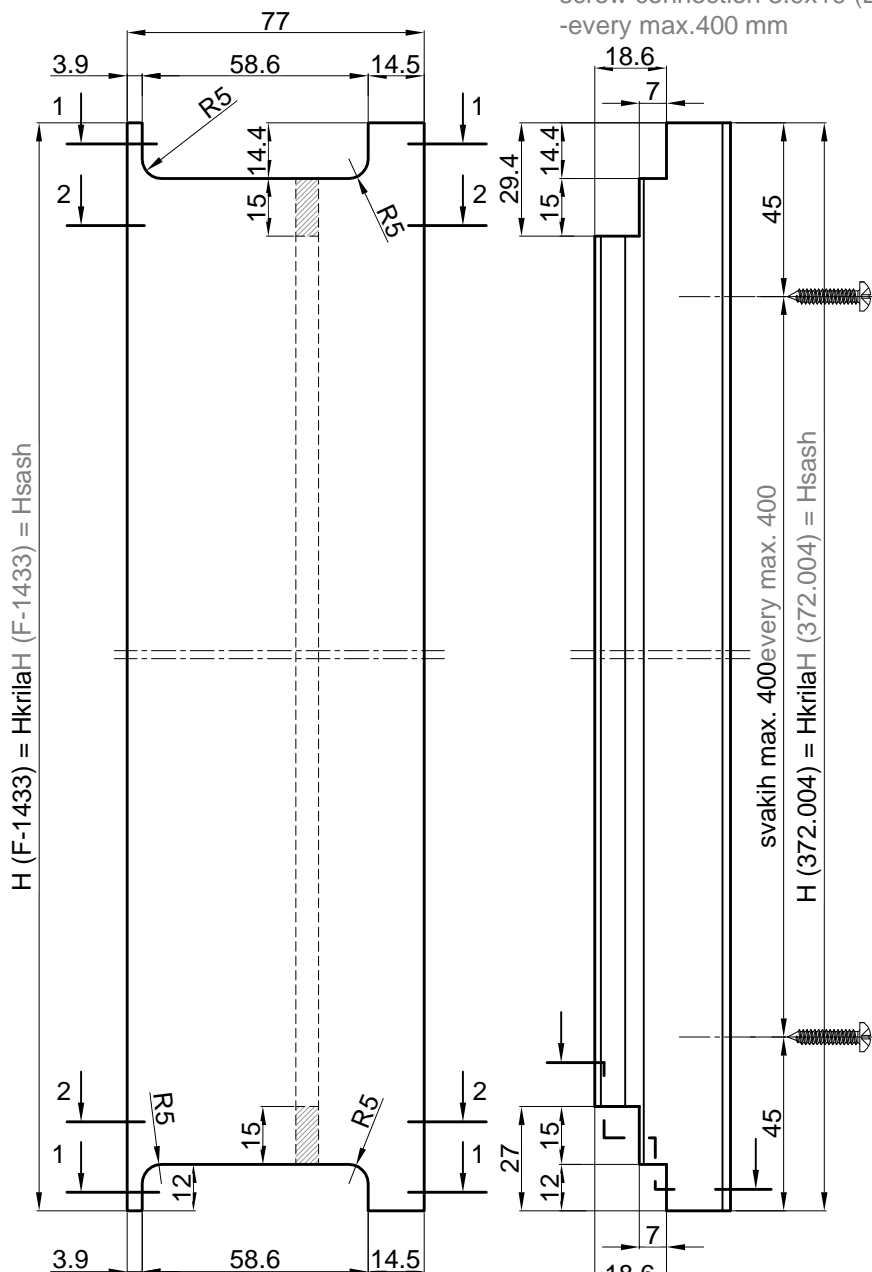
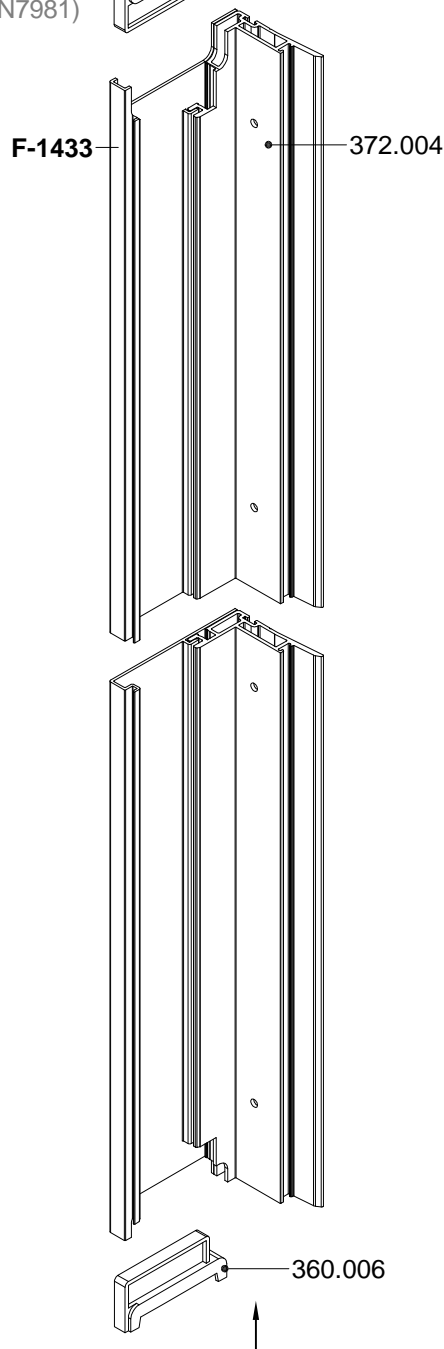
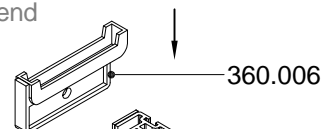
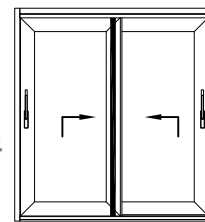
- cut lenght H(F-1433)=Hsash
- proces profile F-1433 i 372.004 on milling machine with end mill
- inserts (of rubber) on the profile end

spajanje vijkom 3.9x19 (DIN7981)

-svakih max.400 mm

screw connection 3.9x19 (DIN7981)

-every max.400 mm



obrada rupa - stupnjevanim glodalom (DIN8374)
hole processing - sublant drill (DIN8374)

Obrada al. profila **F-1433** i pvc profila **374.078** (za profil krila FT-1022F) - OTVARAJUĆE KRILO

- mjera pilanja $H(F-1433)=H_{krila}$
- obradu profila F-1433 i 374.078 raditi na glodalici vretenastim glodalom
- umetci (od gume) na krajevima profila

Processing al. profile **F-1433** and pvc profile **372.078** (for sash profile FT-1020F) - OPENING SASH

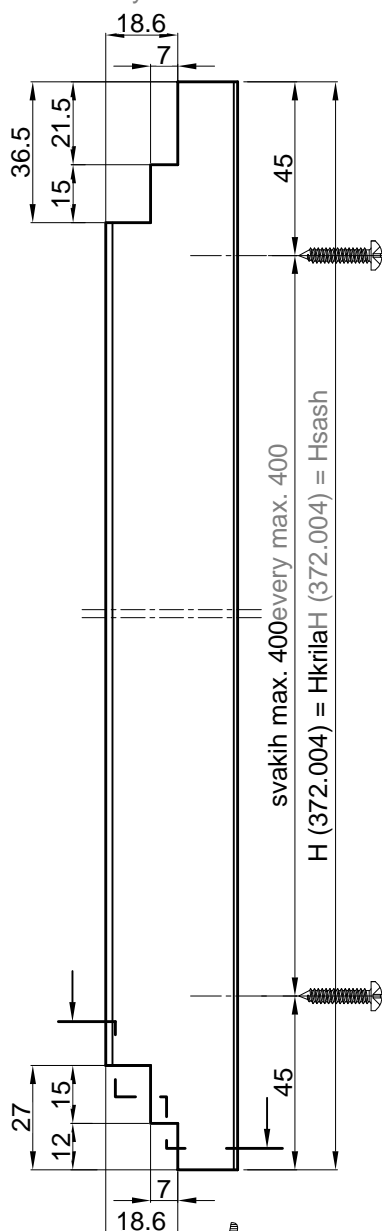
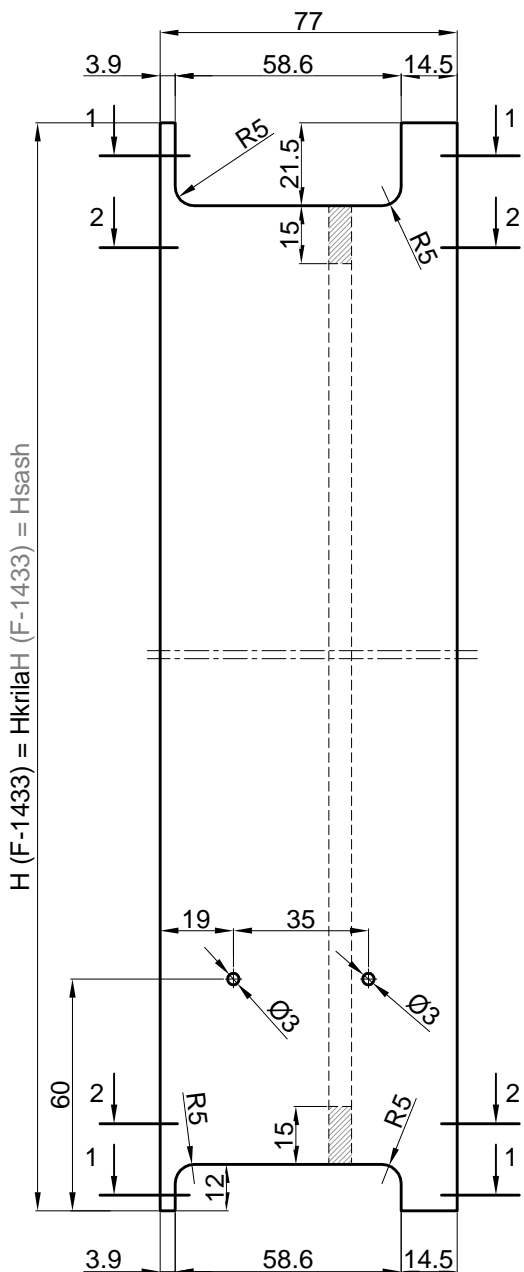
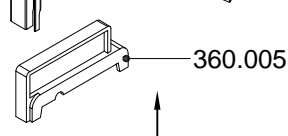

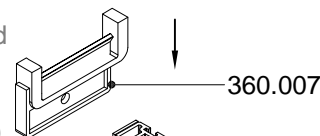
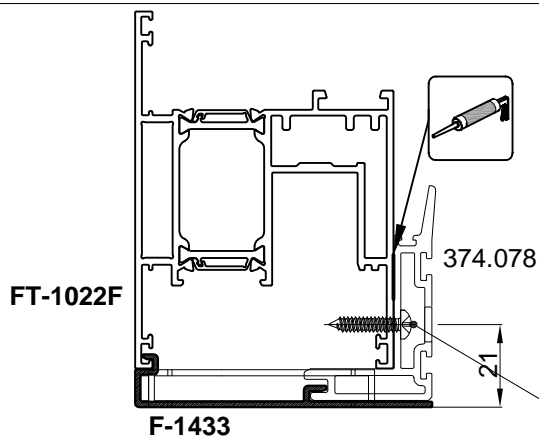

- cut lenght $H(F-1433)=H_{sash}$
- proces profile F-1433 i 372.004 on milling machine with end mill
- inserts (of rubber) on the profile end

spajanje vijkom 3.9x19 (DIN7981)

-svakih max.400 mm

screw connection 3.9x19 (DIN7981)

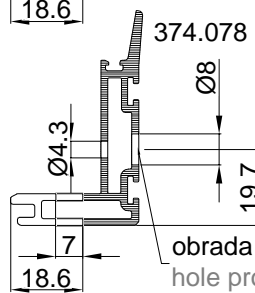
-every max.400 mm



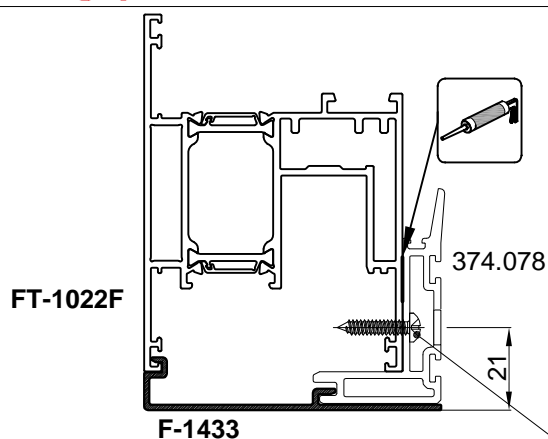
svakih max. 400 every max. 400
 $H(372.004) = H_{krilaH}(372.004) = H_{sash}$

1-1

2-2



vijak 3.9x19 (DIN 7981)
srew 3.9x19 (DIN 7981)
obrada rupa - stupnjevanim glodalom (DIN8374)
hole processing - sublant drill (DIN8374)



Obrada al. profila **F-1433** i pvc profila **374.078**


(za profil krila FT-1022F) - FIKSNO KRILO

- mjera pilanja $H(F-1433)=H_{krila}$
- obradu profila F-1433 i 374.078 raditi na glodalici vretenastim glodalom

Processing al. profile **F-1433** and pvc profile **374.078**

(for profile FT-1022F) - FIXED SASH

- cutting lenght $H(F-1433)=H_{sash}$
- proces profile F-1433 i 372.004 on milling machine with end mill

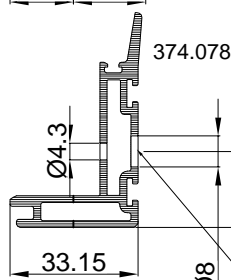
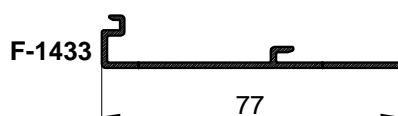

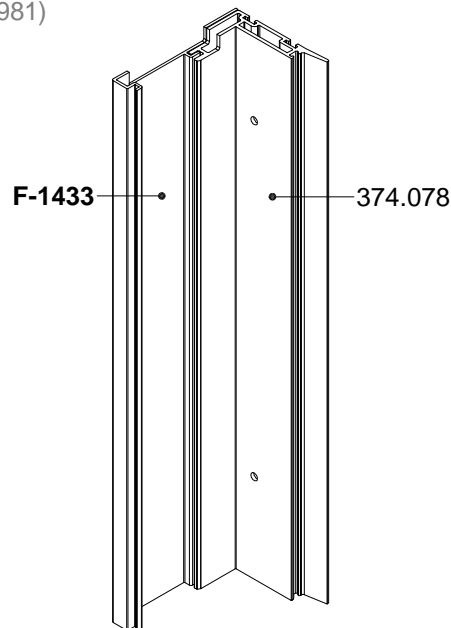
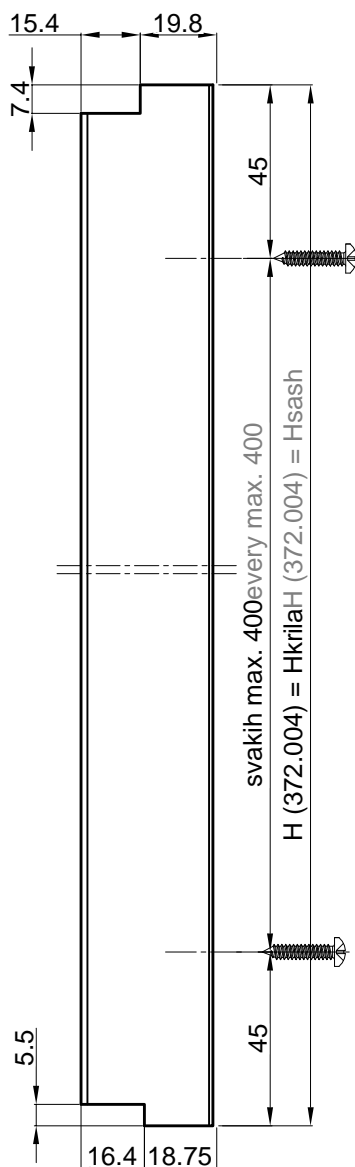
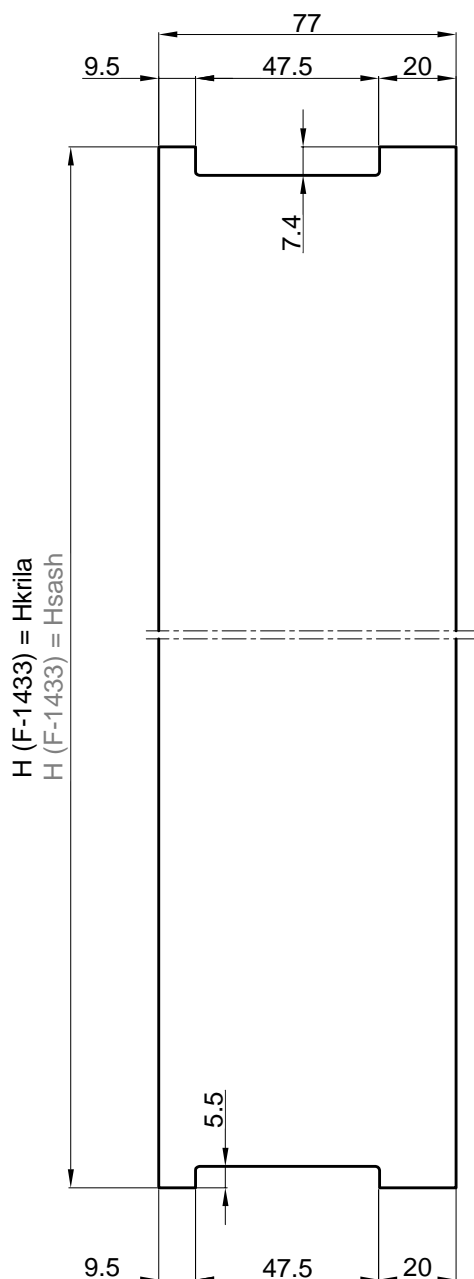


spajanje vijkom 3.9x19 (DIN7981)

-svakih max.400 mm

screw connection 3.9x19 (DIN7981)

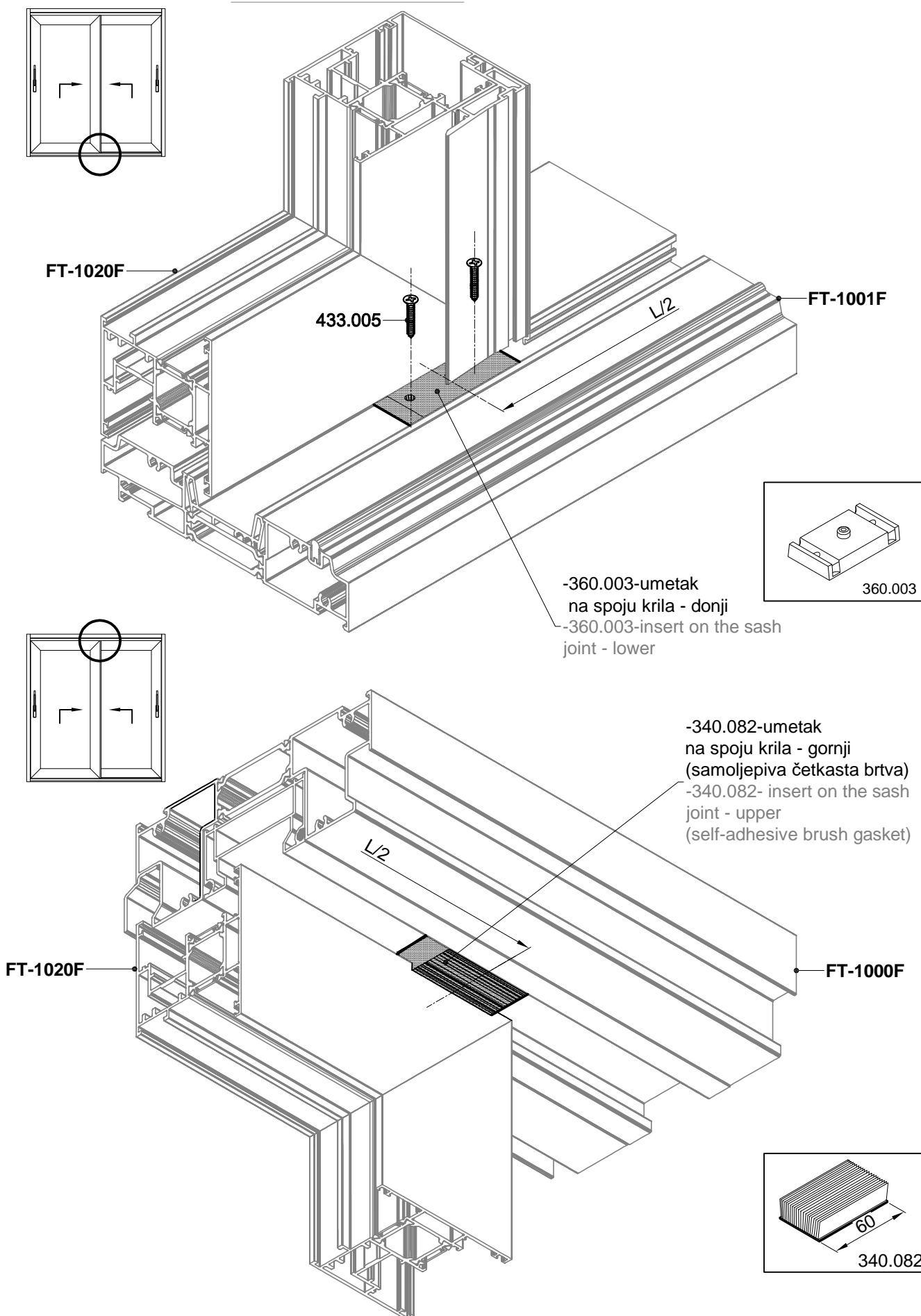
-every max.400 mm

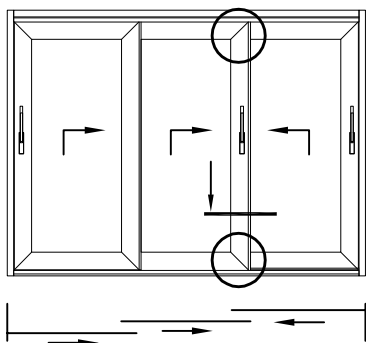


vijak 3.9x19 (DIN 7981)
srew 3.9x19 (DIN 7981)

obrada rupa - stupnjevanim glodalom (DIN8374)
hole processing - sublant drill (DIN8374)

UMETCI NA SPOJEVIMA KRILA INSERTS ON SASH JOINTS





UGRADNJA UBLAŽIVAČA UDARA KRILA - 375.020

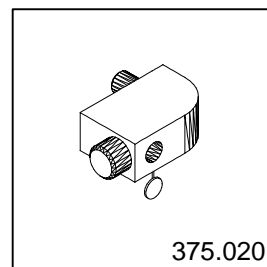
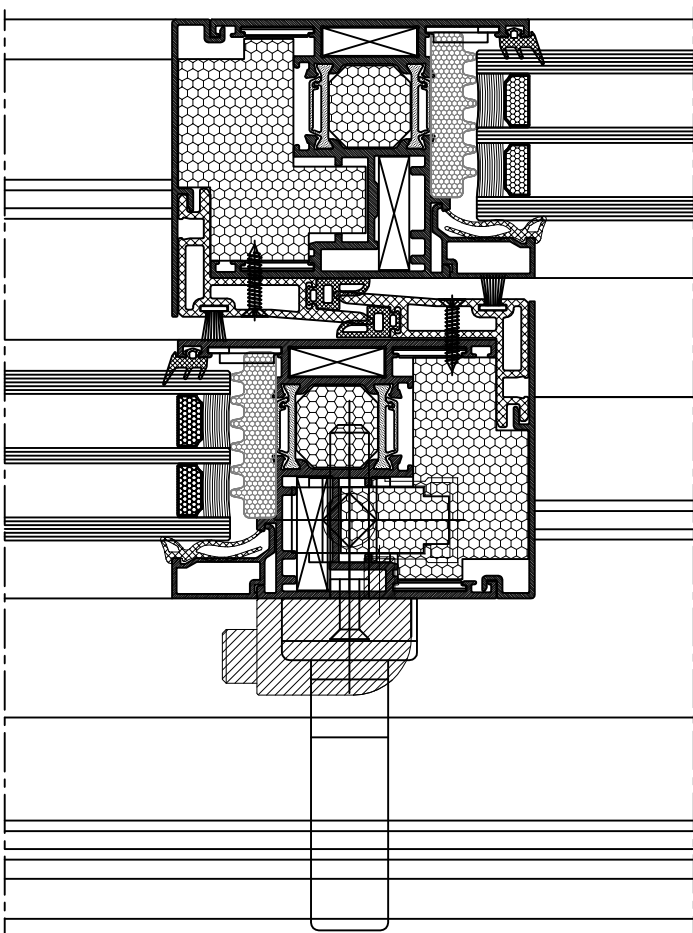
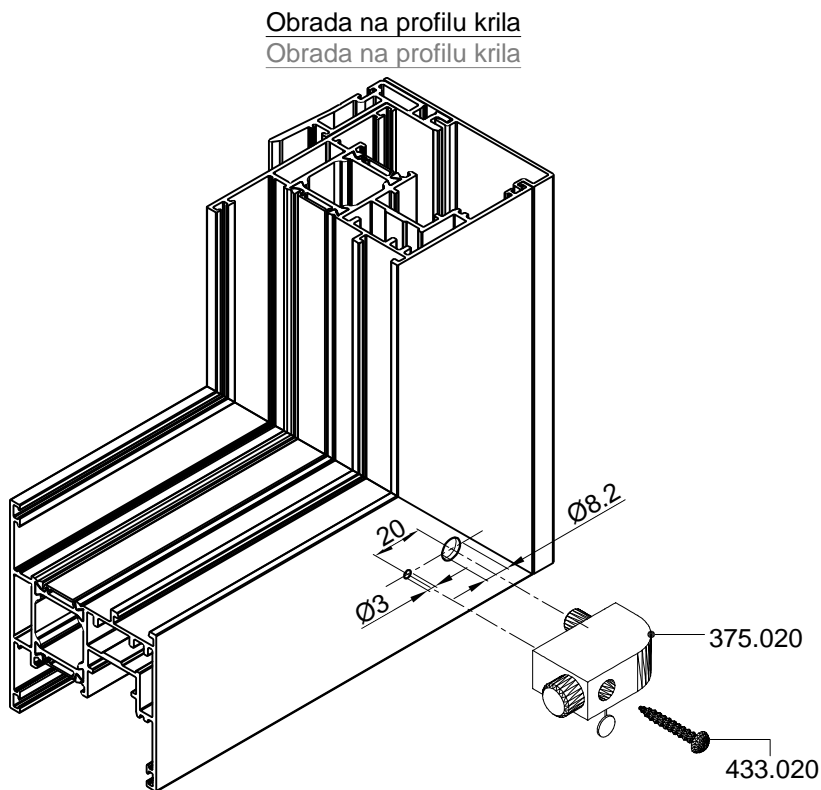
-koristi se kod dvokrilnog, trokrilnog i četverokrilnog podizno-kliznog, te trokrilnog podizno-kliznog s fiksnim dijelom (za srednje krilo kao zaštita od udara krila u ručku)

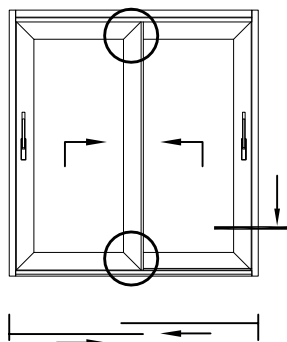
-ugrađuje se simetrično na krilo, gore i dolje

SASH BUMPER MONTAGE - 375.020

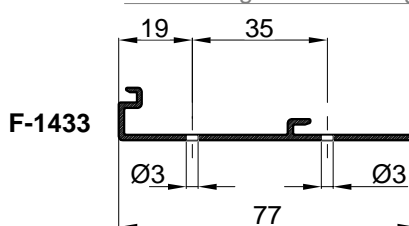
-is used at double sash, triple sash on four-sash lift and slide system, as well as at triple lift and slide sash with fixed part (in the middle sash for protection from sash hitting the handle)

-it is mounted symmetrical to the sash, up and down



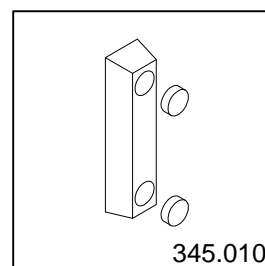
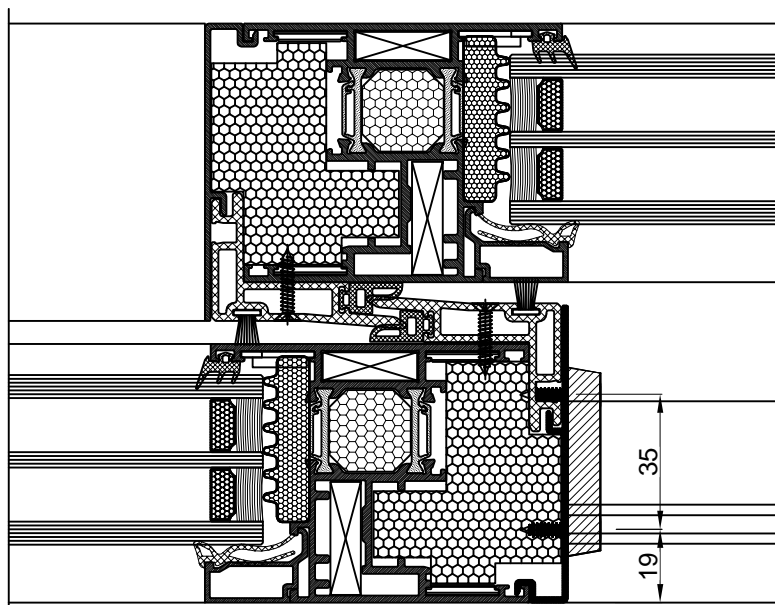
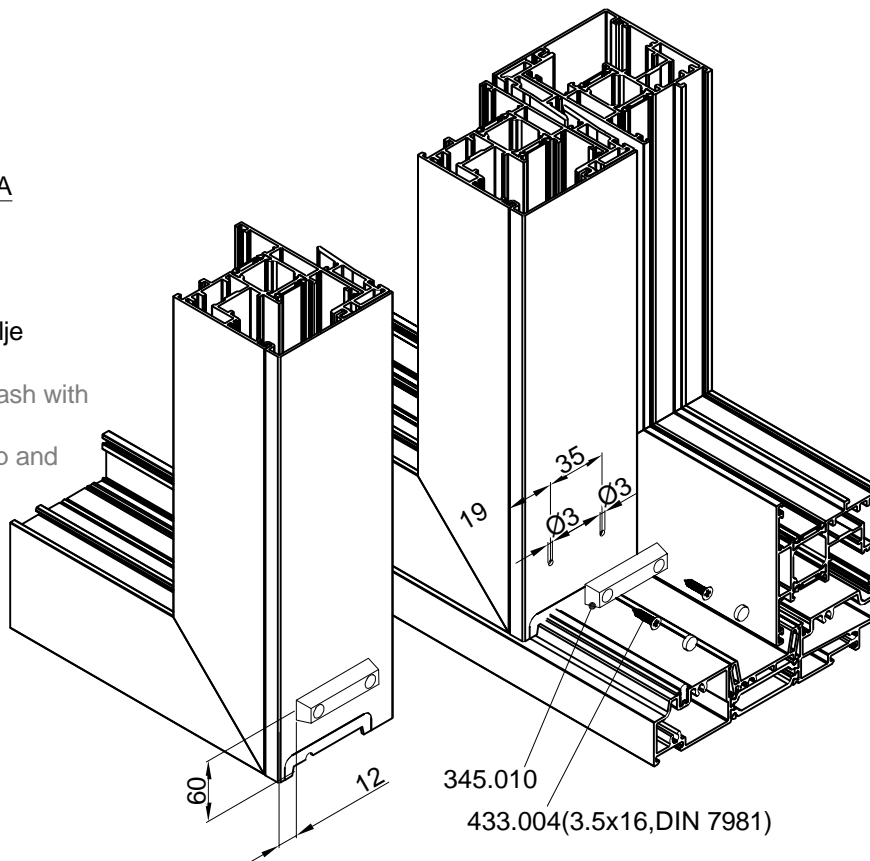


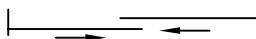
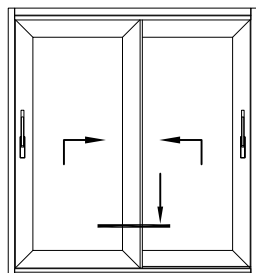
Obrada i montaža profila F-1433
Processing and mounting profile F-1433



UGRADNJA UBLAŽIVAČA UDARA KRILA 345.010

- koristi se kod dvokrlnog i četverokrlnog podizno-kliznog s fiksnim dijelom
- ugrađuje se na krilo, simetrično gore i dolje
- SASH BUMPER MONTAGE 345.010**
- is used at double and four lift and slide sash with fixed part
- it is mounted on the sash, symmetrical up and down



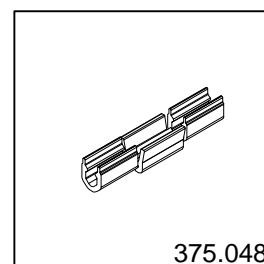
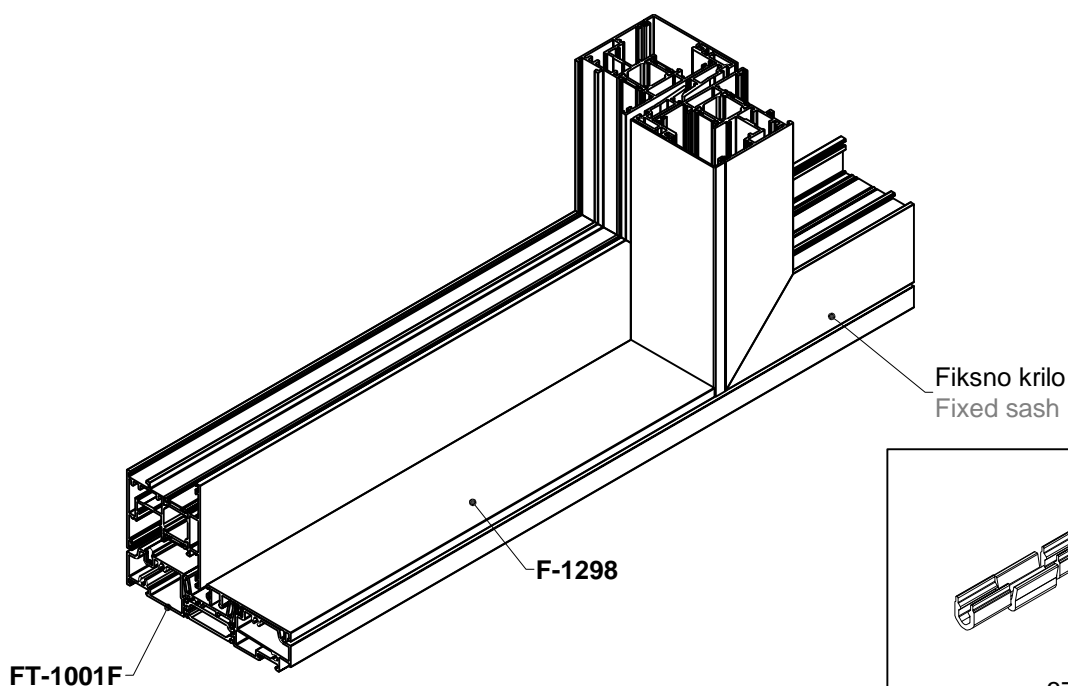
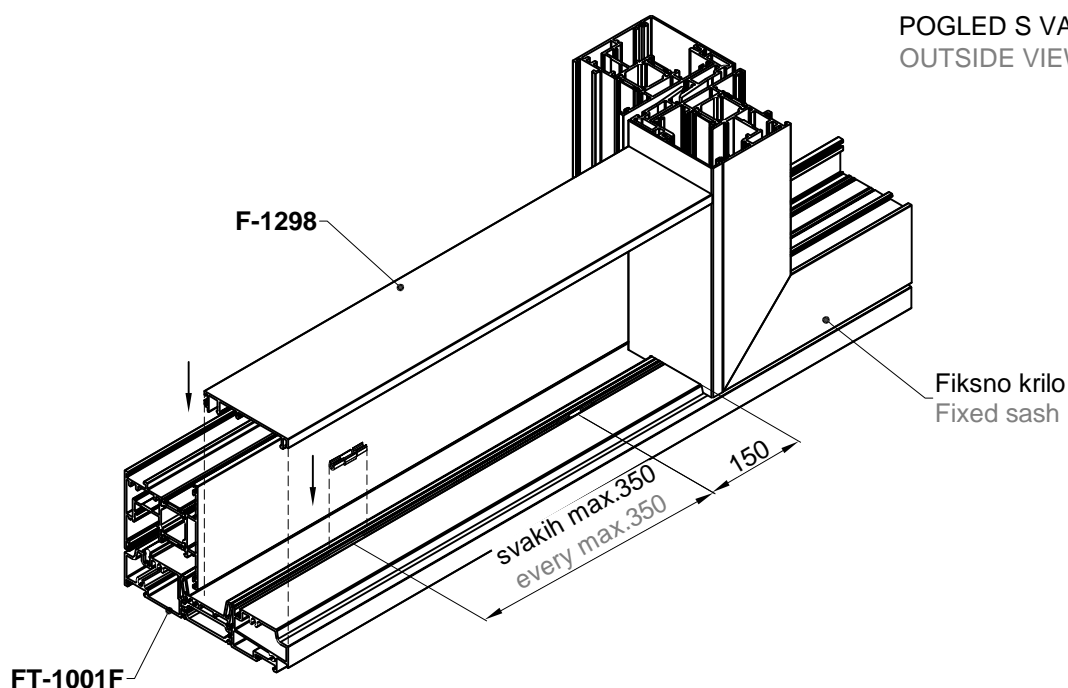


UGRADNJA KOPČE 375.048 ZA PROFIL F-1298

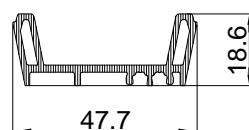
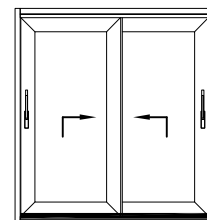
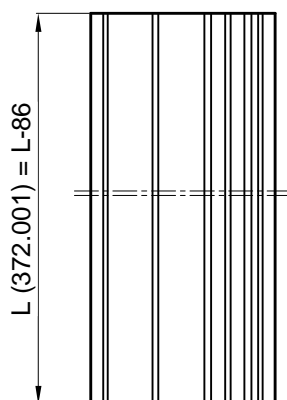
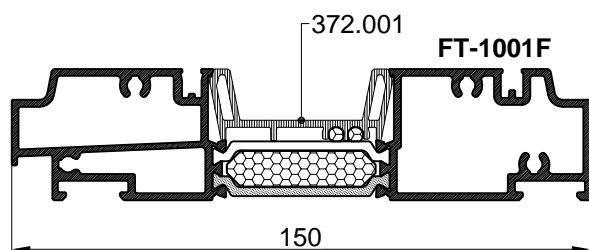
-koristi se kod podizno-kliznog s fiksni dijelom,
za fiksiranje profila F-1298 za profil rama
FT-1001F u
donjem pojasu na vanjskoj stazi
-ugrađuje se svakih max.350 mm
**CLAMP MOUNTING 375.048 FOR PROFILE
F-1298**

-is used by lift and slide sash with fixed part,
for fixing profile F-1298 on the frame profile
FT-1001F in lower zone on the exterior side
-it is mounted every max.350 mm

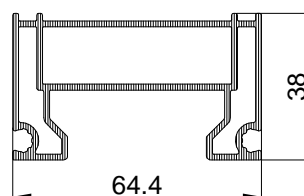
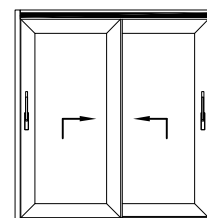
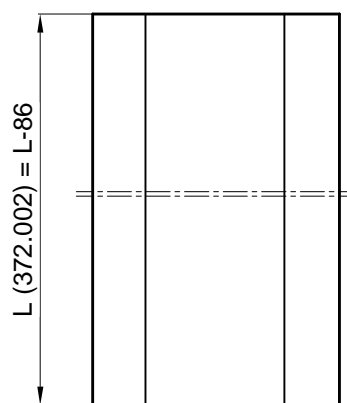
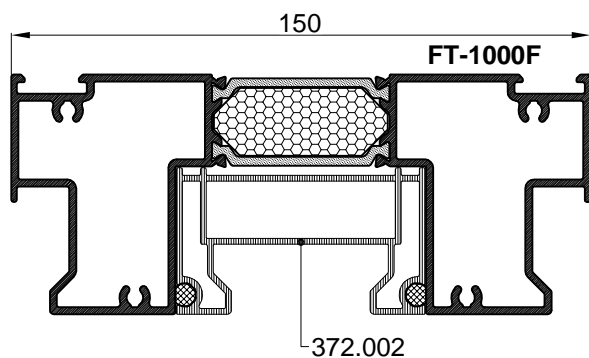
POGLED S VANA OUTSIDE VIEW



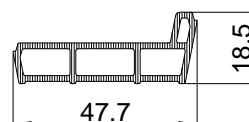
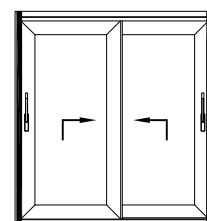
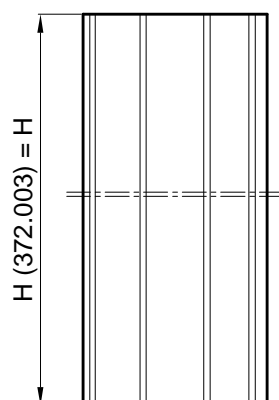
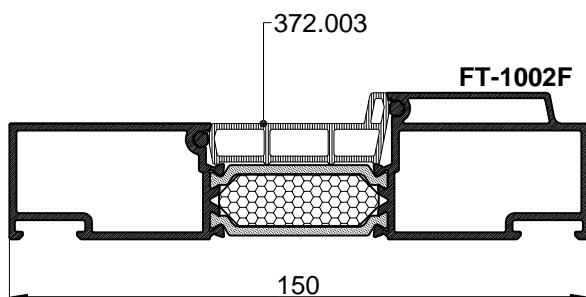
Rezanje pvc profila donje vodoravnice okvira rama
Cutting of lower profile pvc frame transom
L (372.001) = L-86 kom.1



Rezanje pvc profila gornje vodoravnice okvira rama
Cutting of upper profile pvc frame transom
L (372.002) = L-86 kom.1



Rezanje pvc profila okomice okvira rama
Cutting of profile pvc on vertical frame profile
H (372.003) = H kom.1



Rezanje pvc profila donje vodoravnice okvira rama kod trostaznog profila

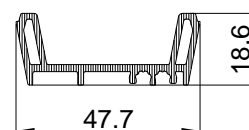
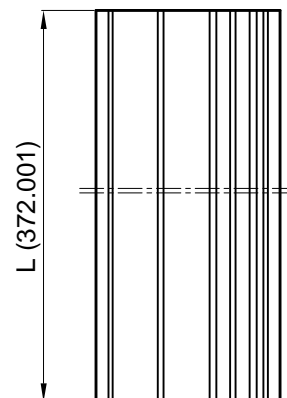
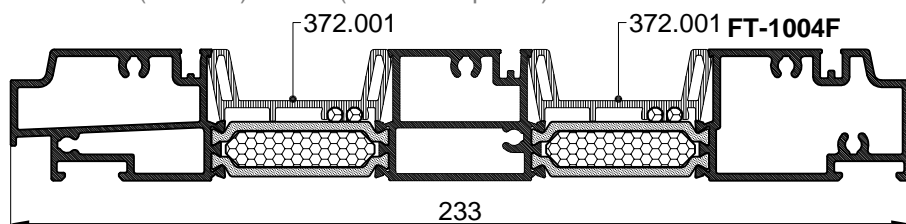
L (372.001) = L-86 (prema pvc umetku) kom.1

L (372.001) = L-60 (prema al profilu) kom.1

Cutting of lower profile pvc frame transom by tri-way profile

L (372.001) = L-86 (towards pvc insert) no.1

L (372.001) = L-60 (towards al profile) no.1



Rezanje pvc profila gornje vodoravnice okvira rama kod trostaznog profila

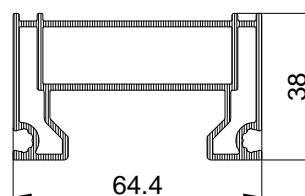
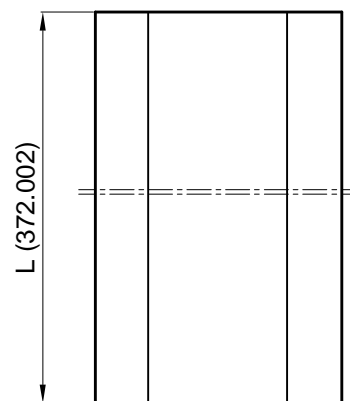
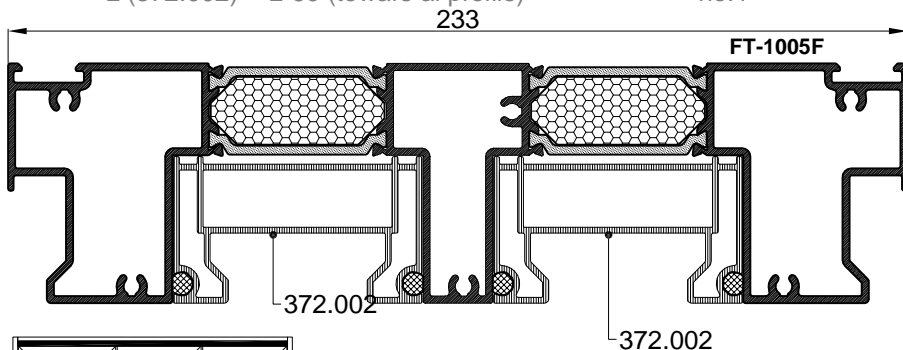
L (372.002) = L-86 (prema pvc umetku) kom.1

L (372.002) = L-60 (prema al profilu) kom.1

Cutting of upper profile pvc frame transom by tri-way profile

L (372.002) = L-86 (towards pvc insert) no.1

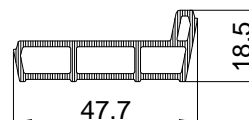
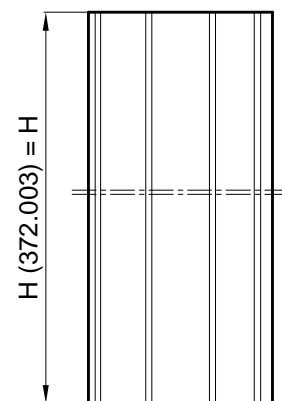
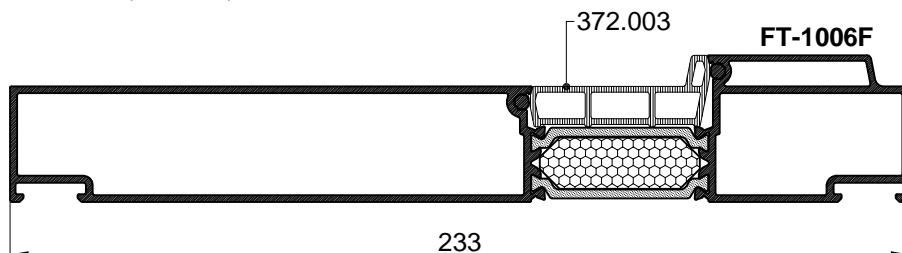
L (372.002) = L-60 (towards al profile) no.1



Rezanje pvc profila okomice okvira rama kod trostaznog profila

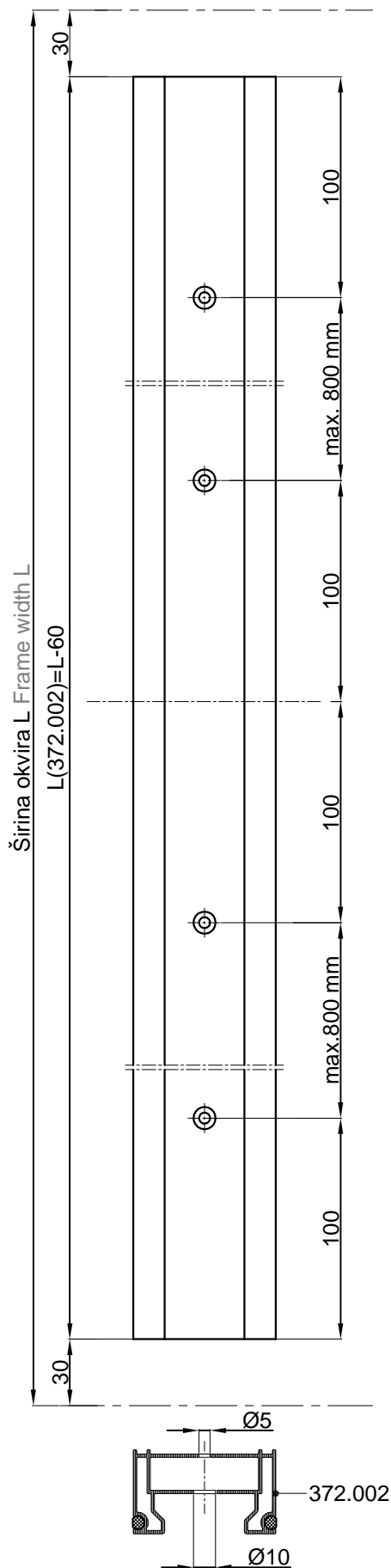
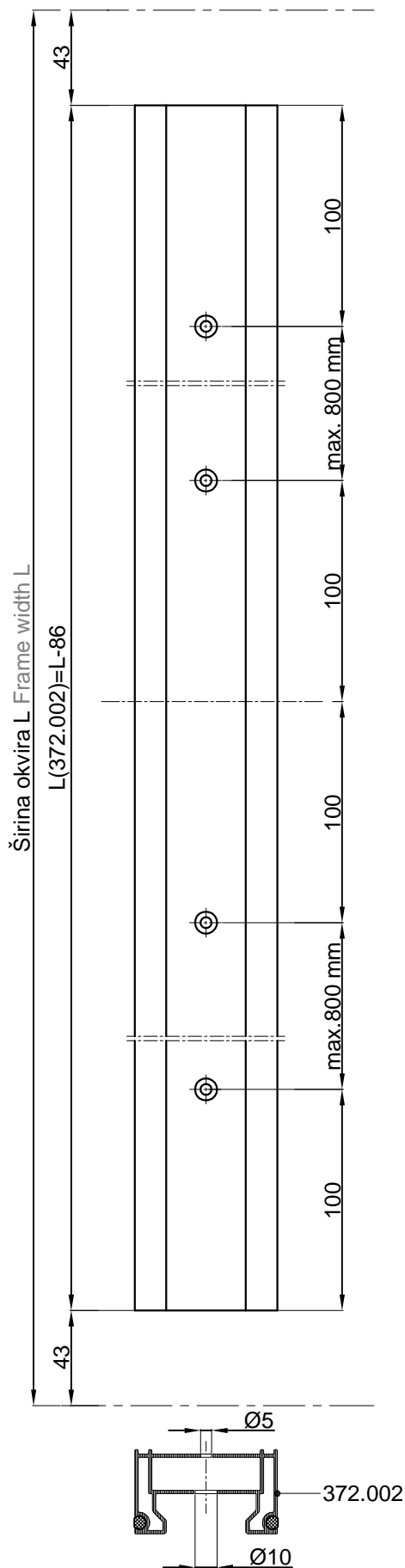
Cutting of pvc profile frame mullion by tri-way profile

H (372.003) = H kom.1



Obrada na pvc profilu za vijak 4.2x22 (DIN 7981),
art.433.031 (dvostazno i trostazno)
Processing on pvc profile for screw 4.2x22 (DIN 7981),
art.433.031 (two-way and tri-way)

Obrada na pvc profilu za vijak 4.2x22 (DIN 7981),
art.433.031 (trostazno)
Processing on pvc profile for screw 4.2x22 (DIN 7981),
art.433.031 (tri-way)



Obrada profila krila za skriveni odvod kapljevina

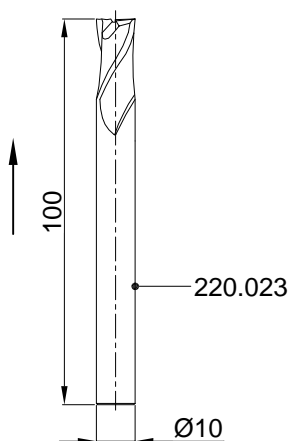
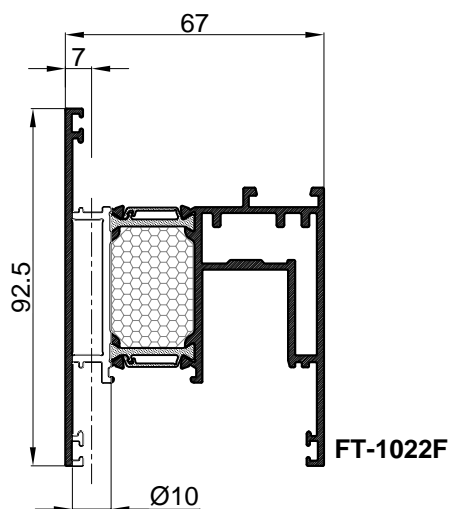
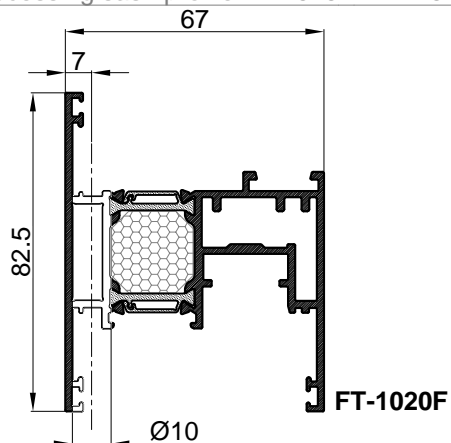
- izvod kapljevina iz krila pomoću monodrain cjevčice 360.009
- obradu profila raditi glodalom ili svdlom Ø10 svakih 600 mm (250 mm od krajeva profila)

Processing of sash profile for hidden drainage

- drainage from sash by monodrain tubule 360.009
- process profile with mill or bore Ø10 every 600 mm (250 mm from the end of profile)

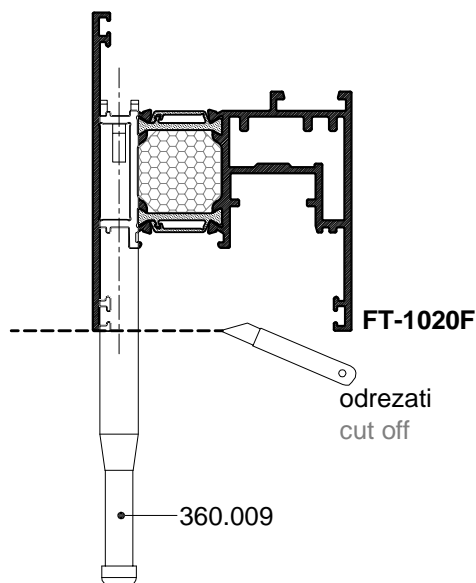
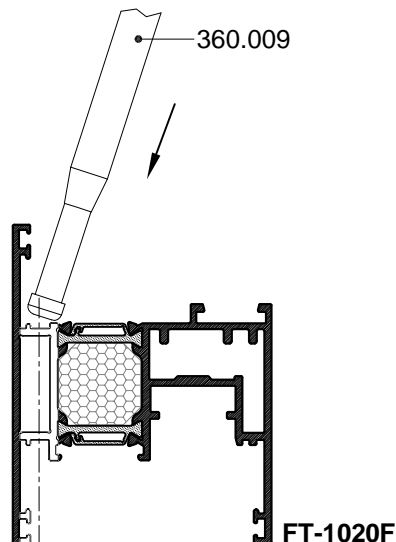
Obrada profila krila FT-1020F i FT-1022F

Processing sash profile FT-1020F i FT-1022F



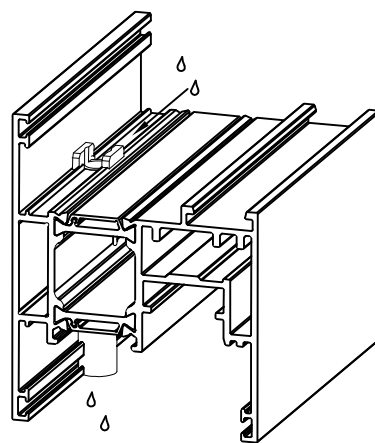
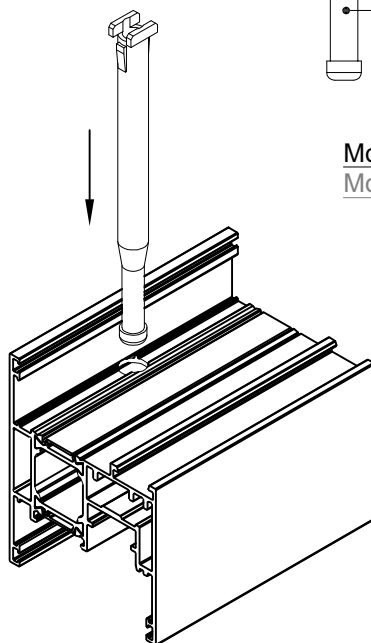
Ugradnja monodrain cjevčice 360.009

Montage of monodrain tubule 360.009

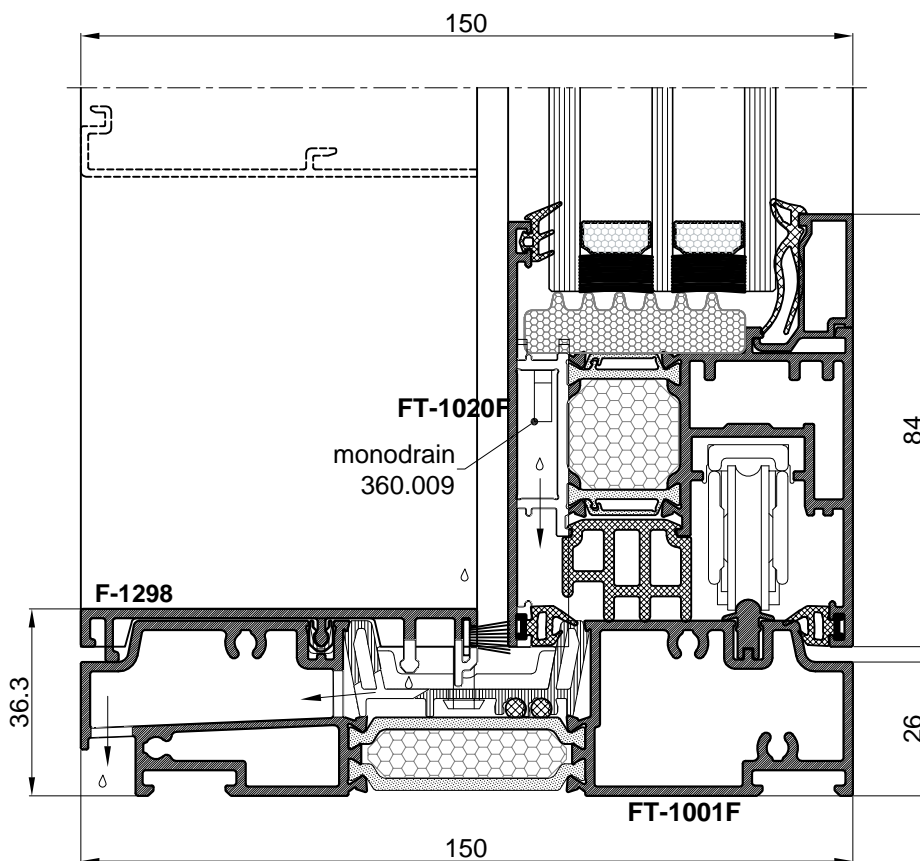


Monodrain u sklopu

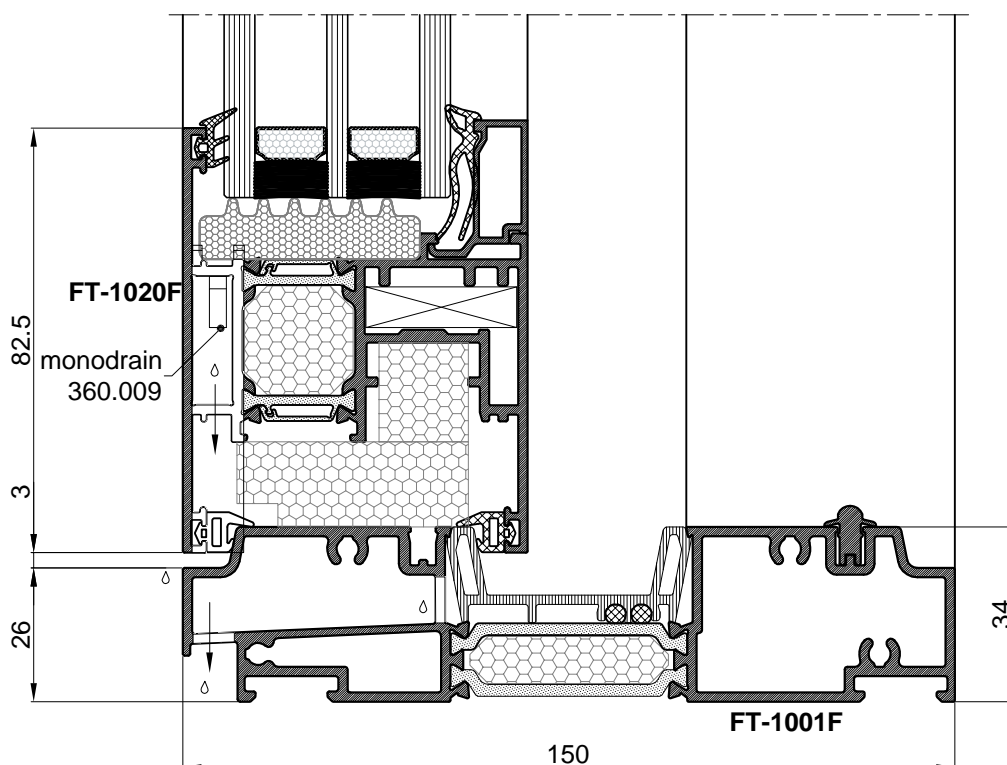
Monodrain in the assembly



ODVOD KAPLJEVINA IZ PROFILA KRILA **FT-1020F** (pokretno krilo) I RAMA **FT-1001F**
 DRAINAGE FROM SASH PROFILE **FT-1020F** (moving sash) AND FRAME **FT-1001F**



ODVOD KAPLJEVINA IZ PROFILA KRILA **FT-1020F** (fiksno krilo) I RAMA **FT-1001F**
 DRAINAGE FROM SASH PROFILE **FT-1020F** (fixed sash) AND FRAME **FT-1001F**

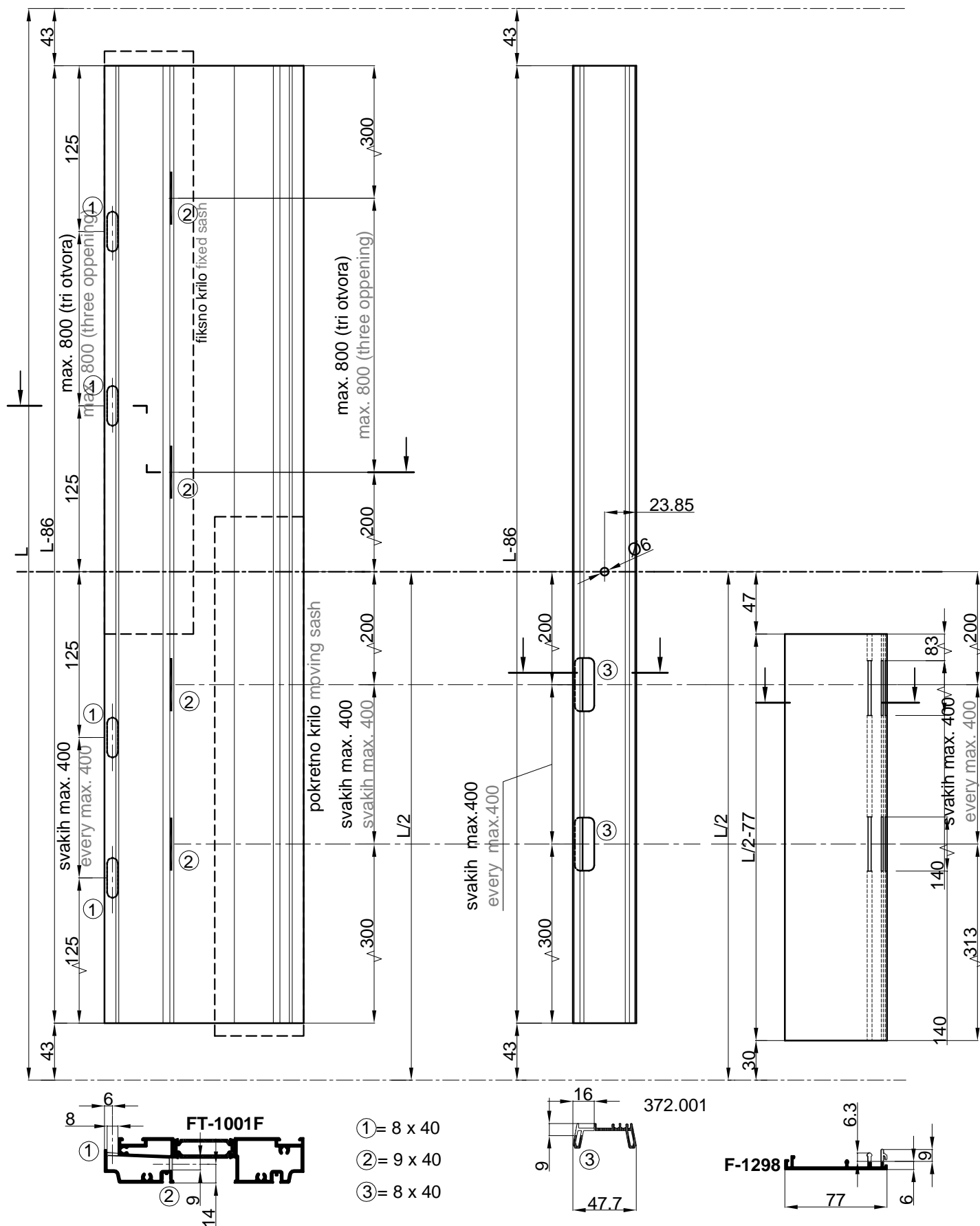


OBRADA PROFILA FT-1001F, F-1298 I PVC PROFILA 372.001 ZA ODVOD KAPLJEVINA

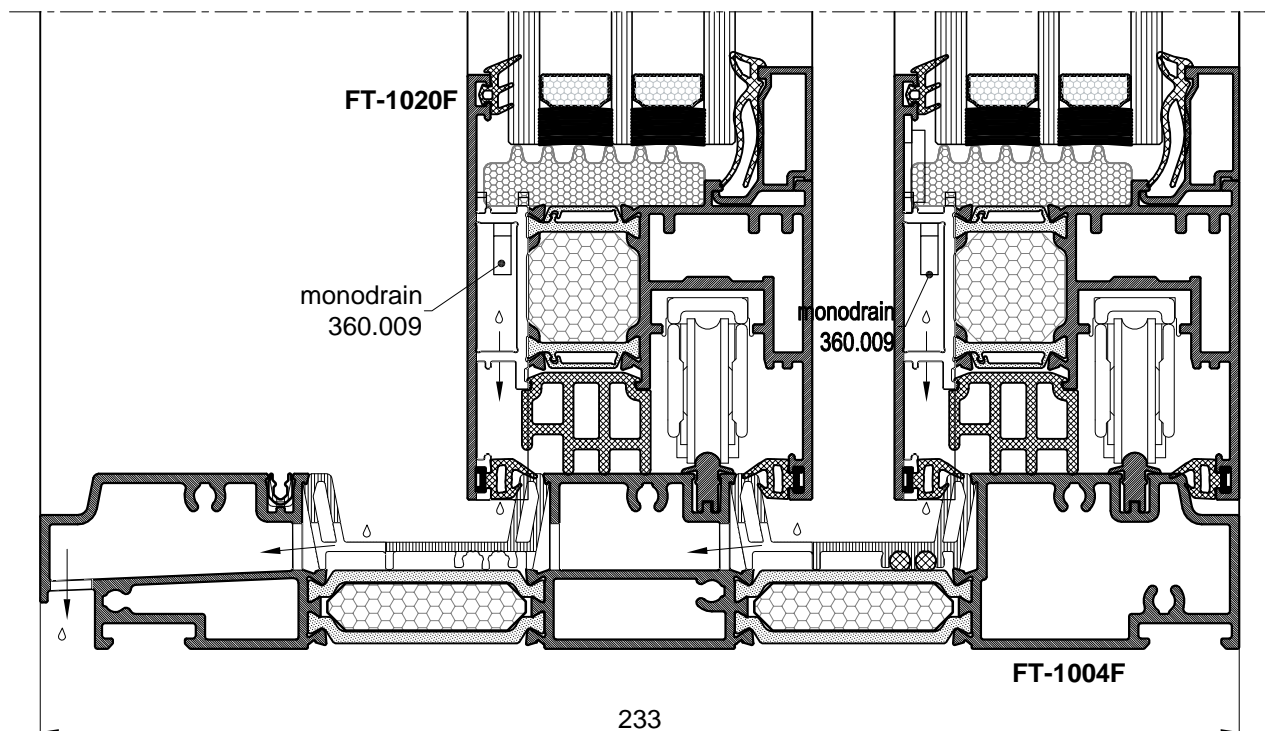
- obrada na glodalici vretenastim glodalom i glodalom za T žlijebove

PROCESSING PROFILE **FT-1001F**, **F-1298** AND PVC PROFILE **372.001** FOR DRAINAGE

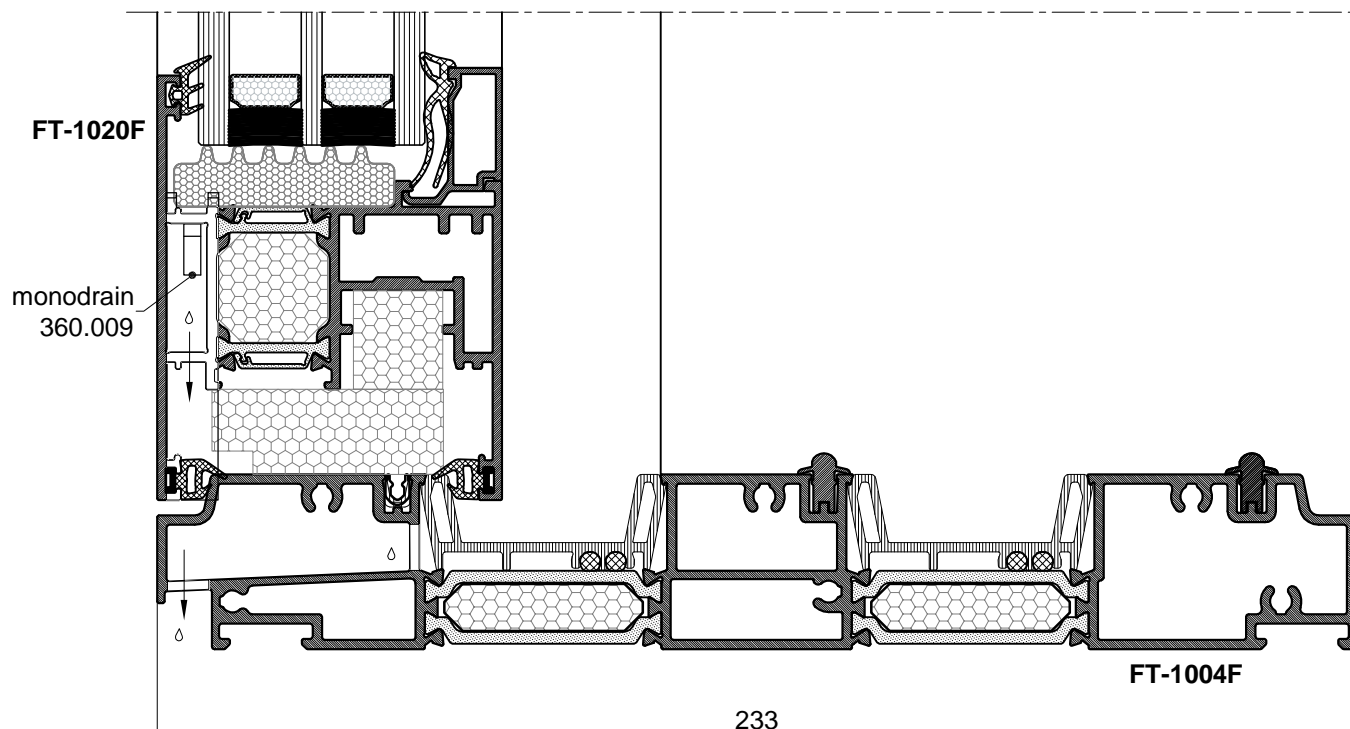
- processing on mill with end mill and T-slot milling cutter



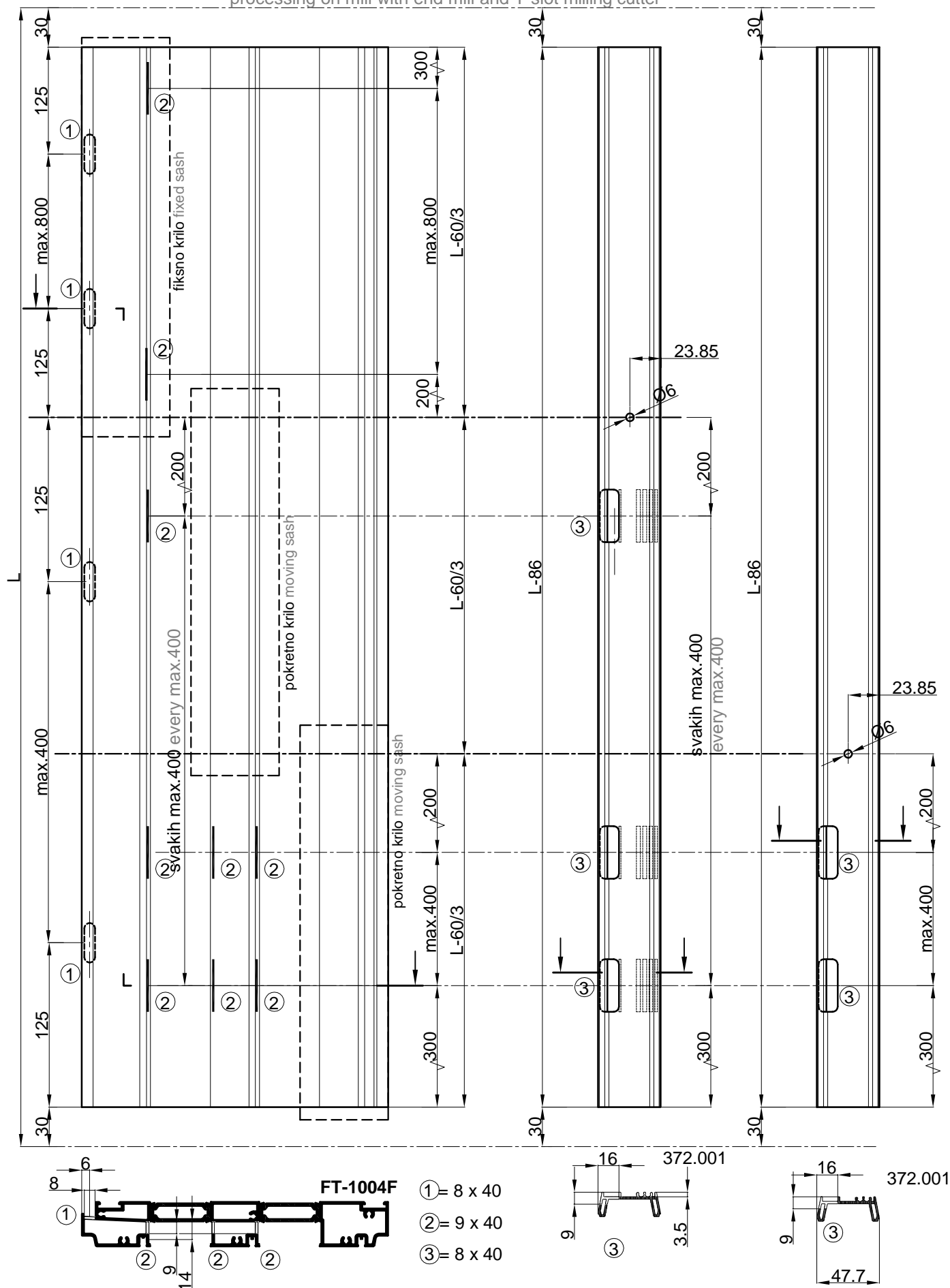
ODVOD KAPLJEVINA IZ PROFILA KRILA **FT-1020F** (pokretna krila) I RAMA **FT-1004F**
 DRAINAGE FOR SASH PROFILE **FT-1020F** (moving sash) AND FRAME **FT-1004F**

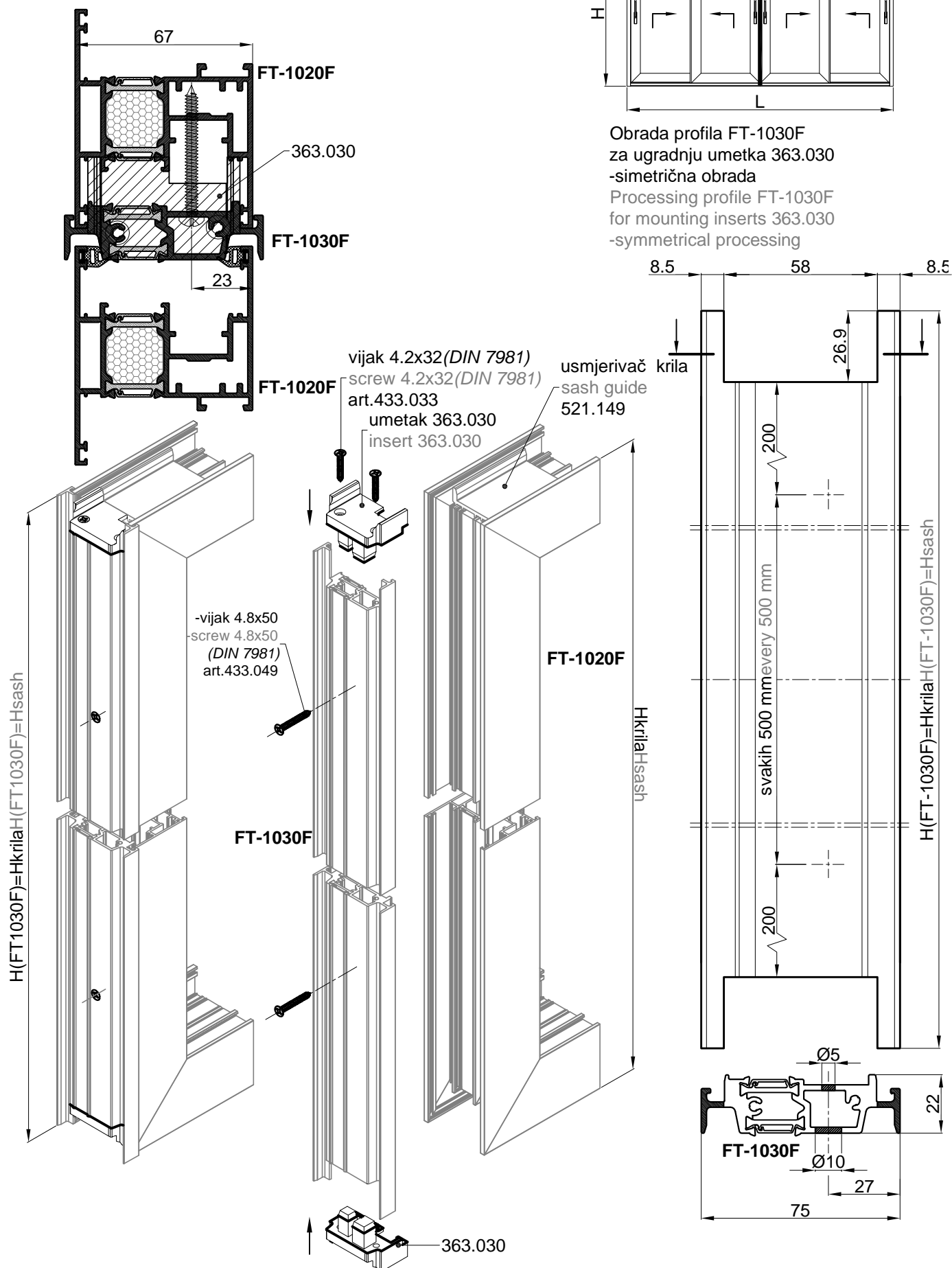


ODVOD KAPLJEVINA IZ PROFILA KRILA **FT-1020F** (fiksno krilo) I RAMA **FT-1004F**
 DRAINAGE FROM SASH PROFILE **FT-1020F** (fixed sash) AND FRAME **FT-1004F**



OBRADA PROFILA **FT-1004F** I PVC PROFILA **372.001** ZA ODVOD KAPLJEVINA
 - obrada na glodalici vretenastim glodalom i glodalom za T žlijebove
 PROCESSING PROFILE **FT-1004F** I AND PVC PROFILE **372.001** FOR DRAINAGE
 - processing on mill with end mill and T-slot milling cutter



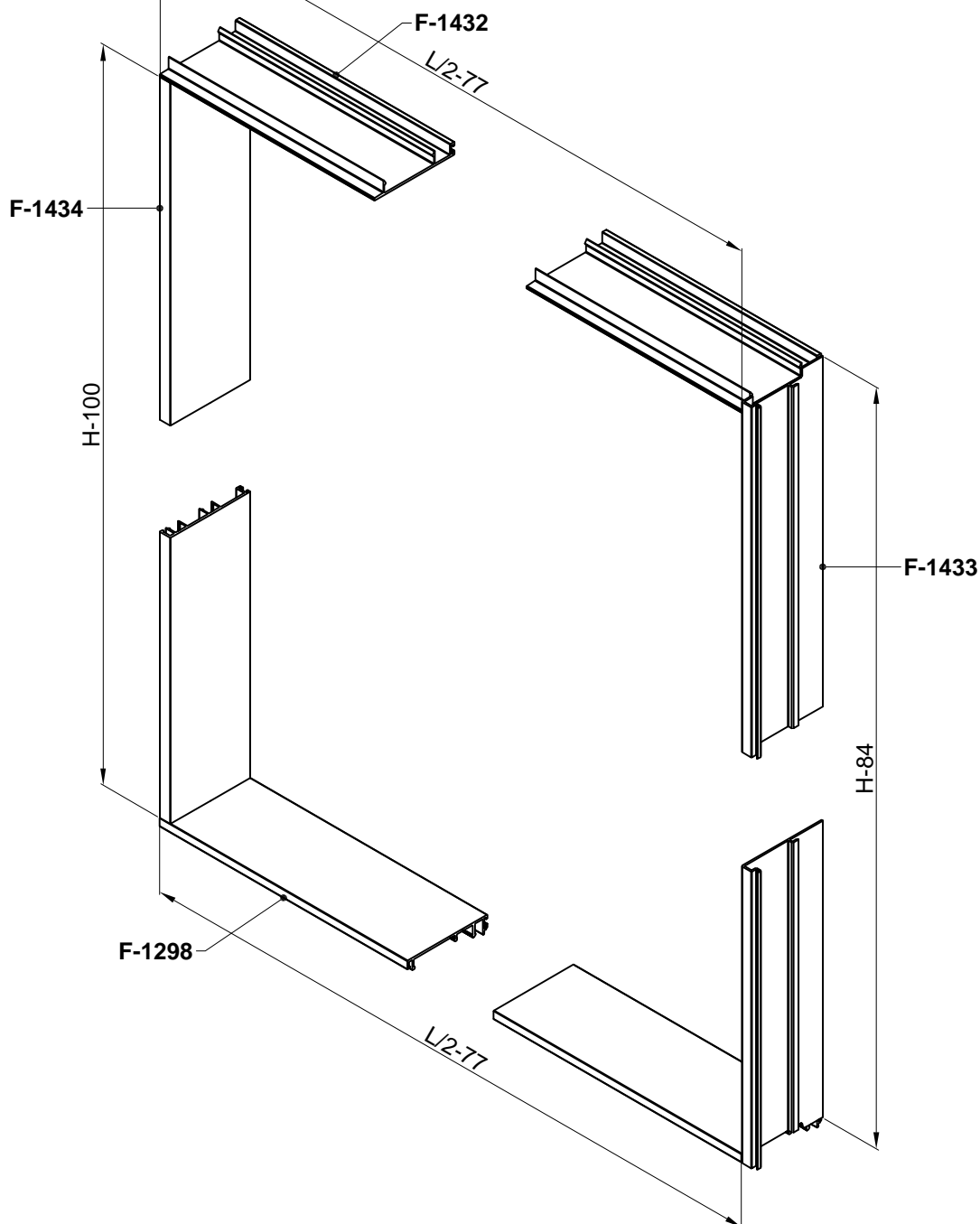
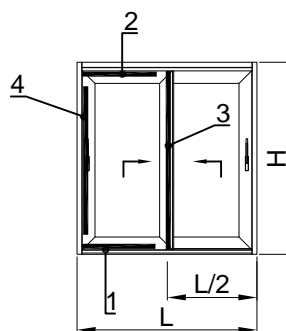
UGRADNJA I OBRADA AL.PROFILA FT-1030F S ČEPOM
MONTAGE AND PROCESSING AL.PROFILE FT-1030F WITH CAP


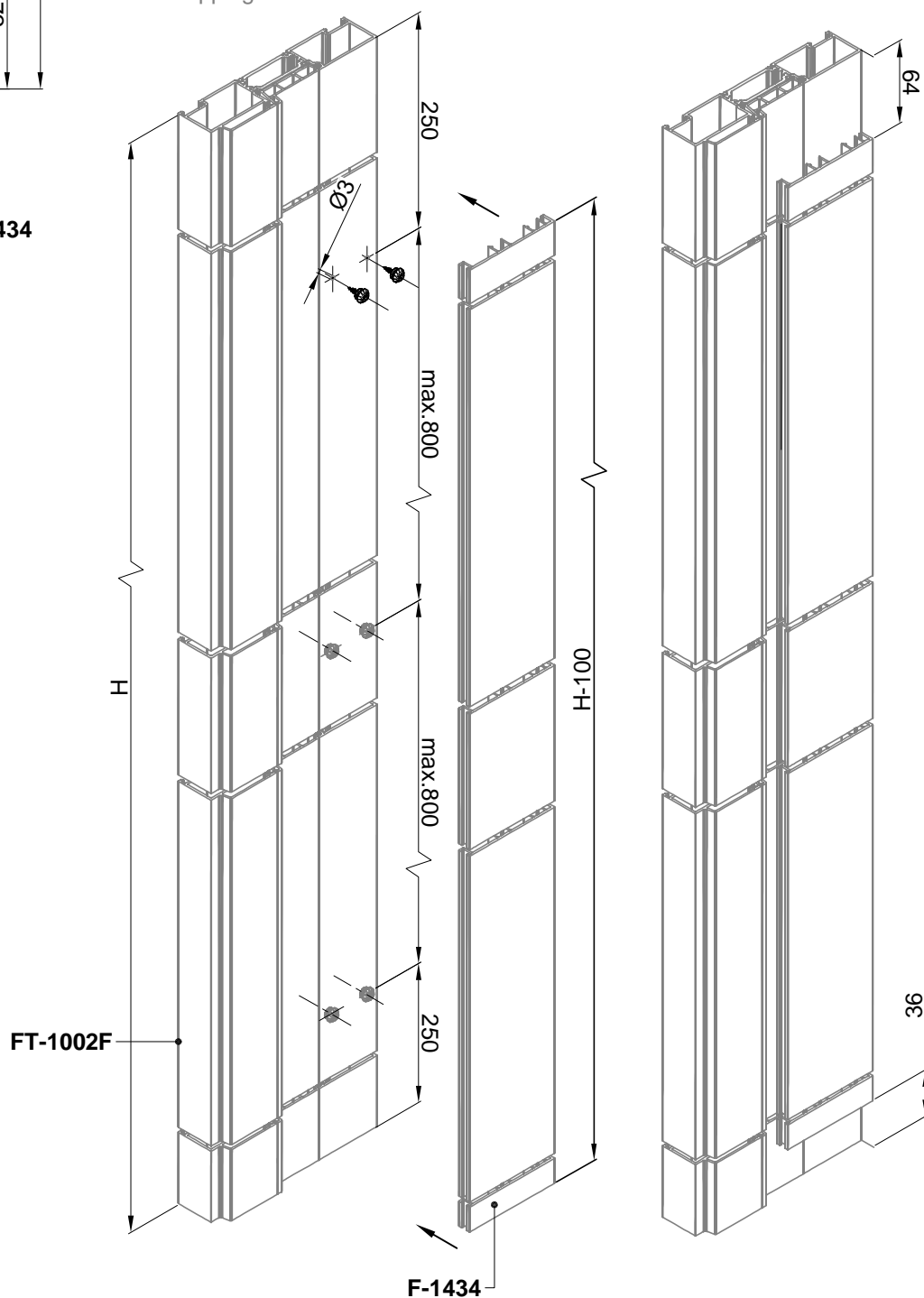
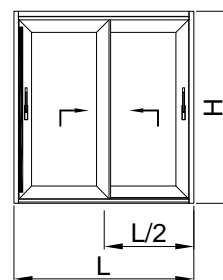
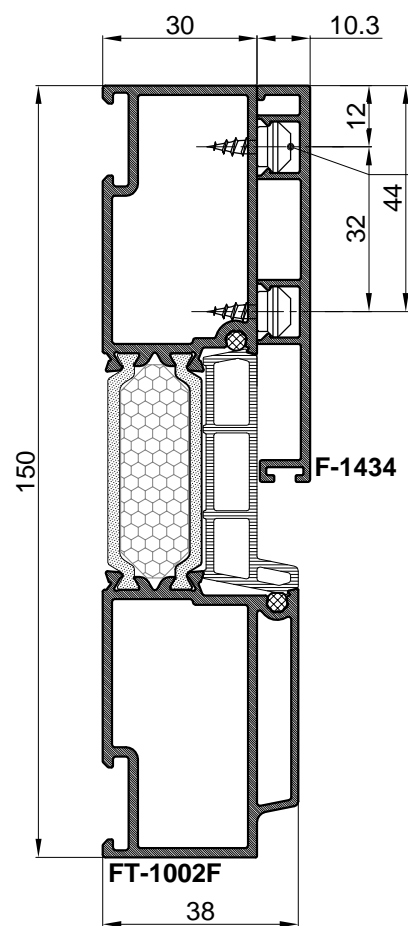
MJERE REZANJA PROFILA ZA MASKIRANJE

1. F-1298 - profil vodoravni - dolje
 $L(F-1298)=L/2-77$
2. F-1432 - profil vodoravni - gore
 $L(F-1432)=L/2-77$
3. F-1433 - profil okomiti na sastavu krila
 $H(F-1433)=H-84$
4. F-1434 - profil okomiti prema ramu
 $H(F-1434)=H-100$

CUTTING LENGTHS OF MASKING PROFILE

1. F-1298 - horizontal profile - down
 $L(F-1298)=L/2-77$
2. F-1432 - horizontal profile - up
 $L(F-1432)=L/2-77$
3. F-1433 - vertical profile on the sash joint
 $H(F-1433)=H-84$
4. F-1434 - vertical profile towards frame
 $H(F-1434)=H-100$



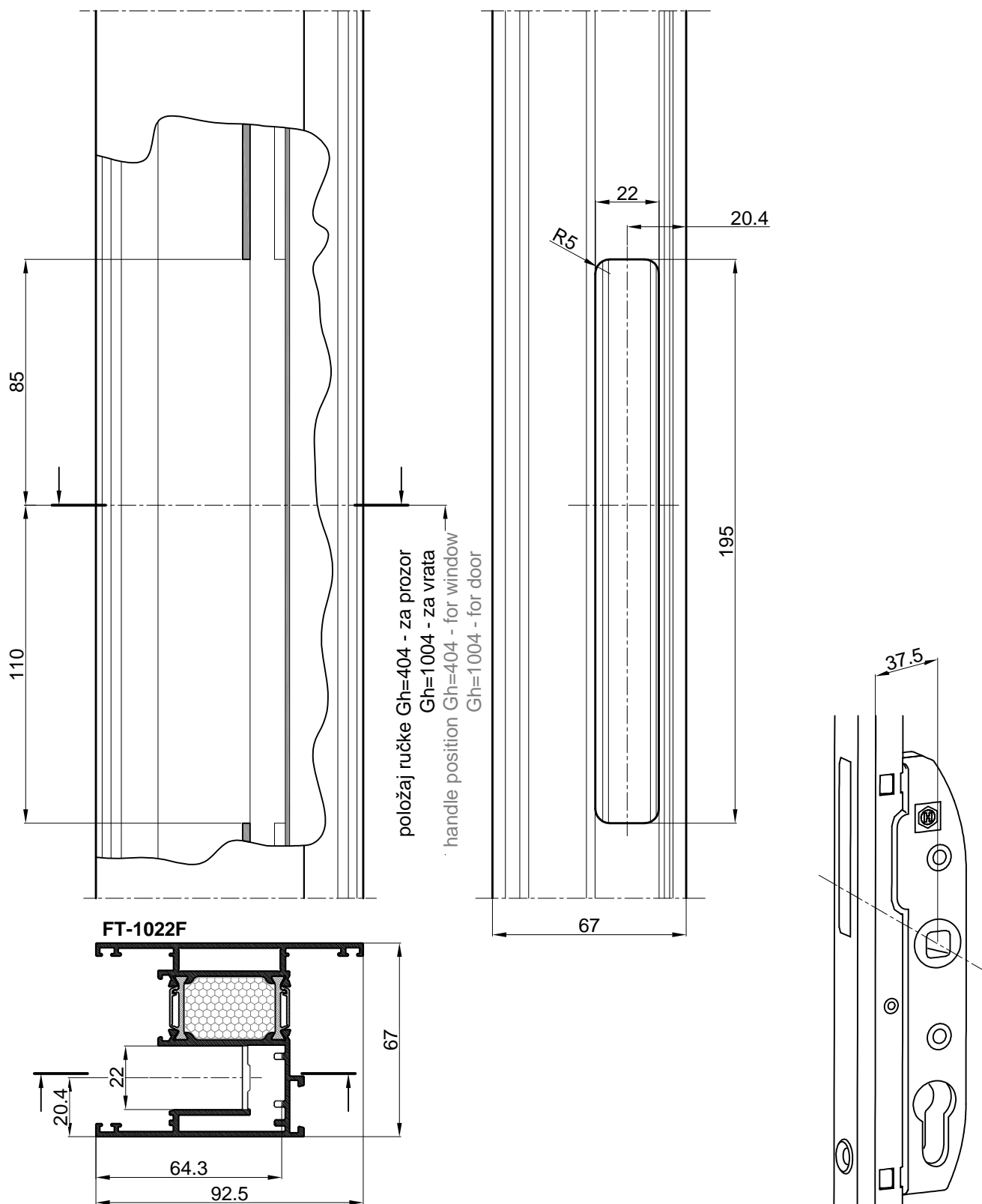
UGRADNJA PROFILA **F-1434** NA PROFIL **FT-1002F** (KLIPSANJEM)
MOUNTING PROFILE **F-1434** ON PROFILE **FT-1002F** (CLIPPING)


OBRADA ZA BRAVU Atrium Alu-HS 330 (Hautau)

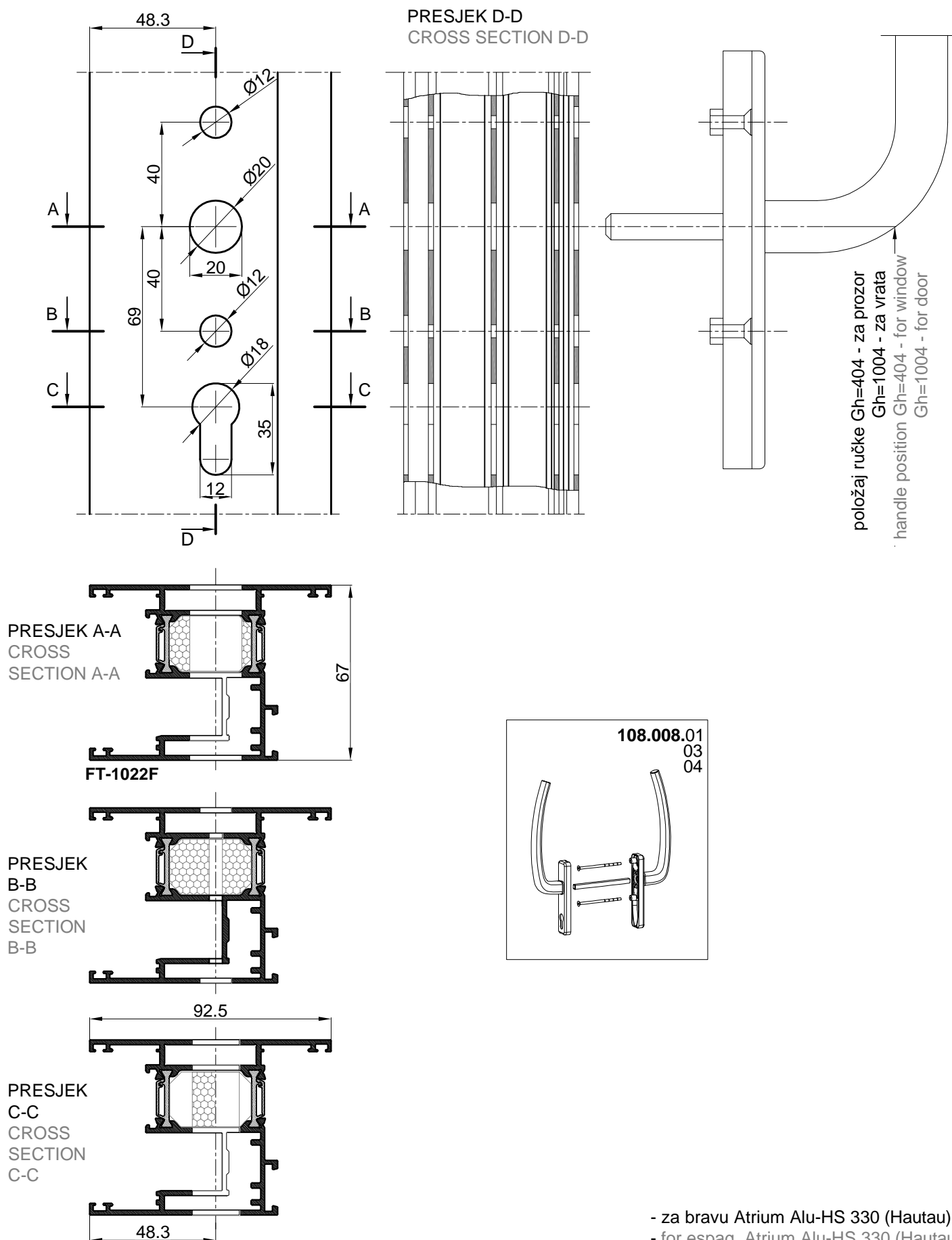
- obrada na glodalici vretenastim glodalom
za krilo FT-1022F

PROCESSING FOR ESPAGNOLETTE Atrium Alu-HS 330 (Hautau)

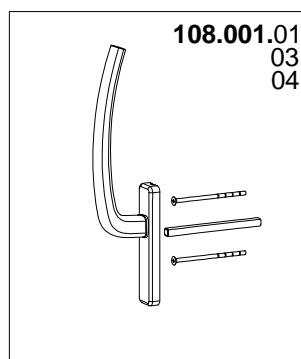
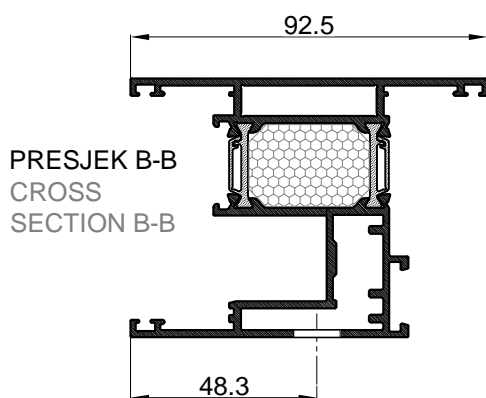
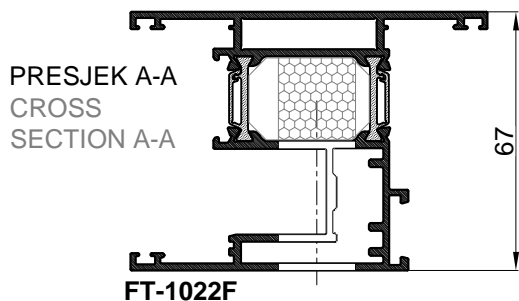
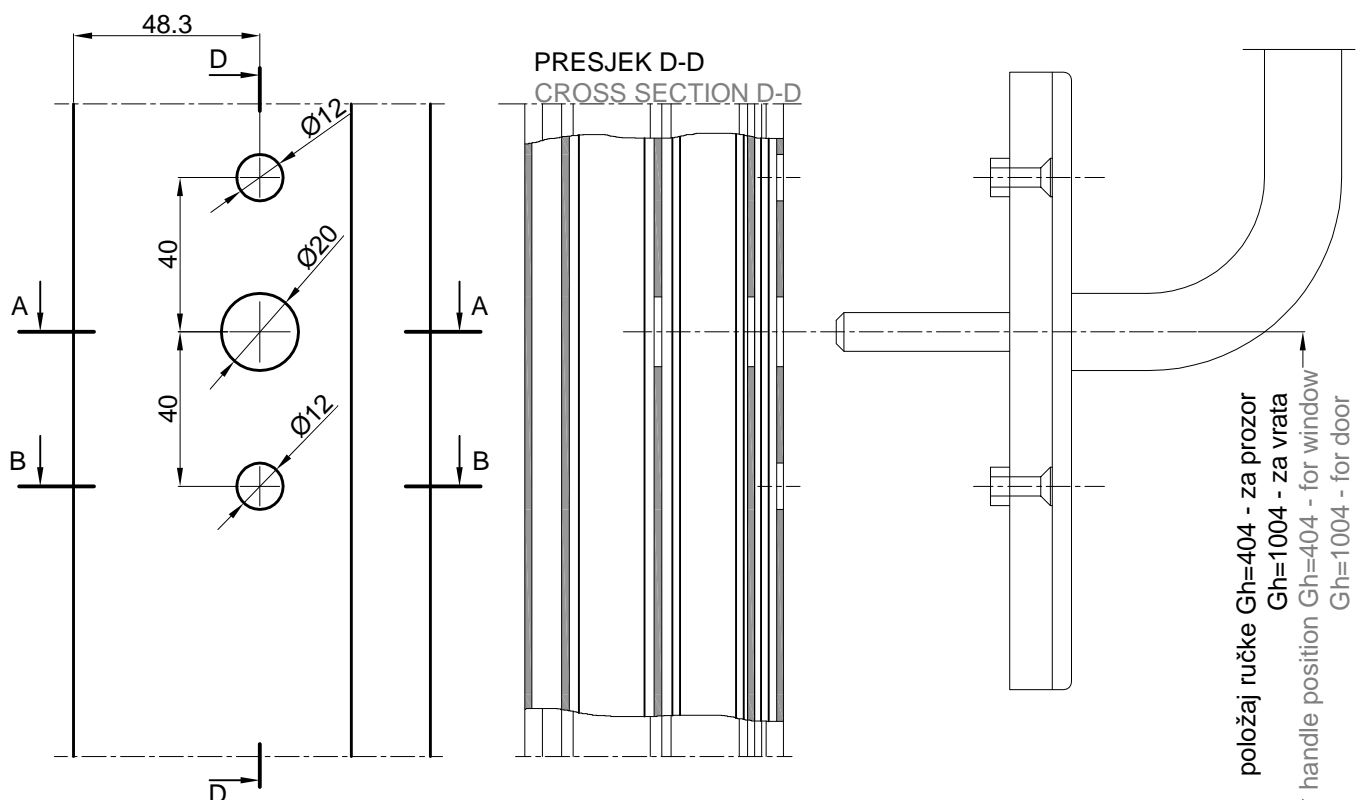
- processing on mill with end mill
for sash FT-1022F


brava Atrium Alu-HS 330
espag. Atrium Alu-HS 330

OBRADA PROFILA **FT-1022F** ZA RUČKU 108.008, Hautau
PROCESSING PROFILE **FT-1022F** FOR HANDLE 108.008, Hautau

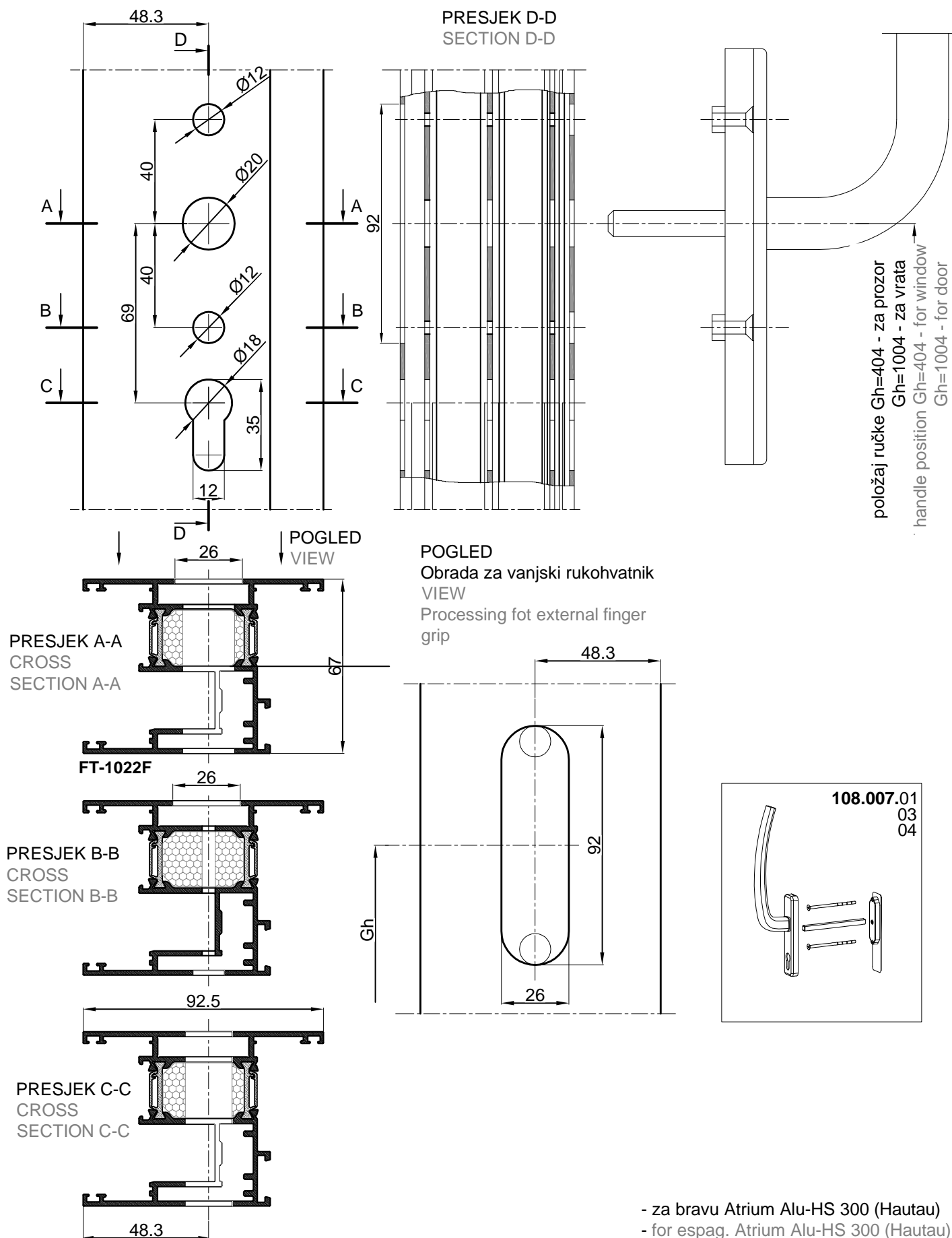


OBRADA PROFILA **FT-1022F** ZA RUČKU 108.001, Hautau
PROCESSING PROFILE **FT-1022F** FOR HANDLE 108.001, Hautau

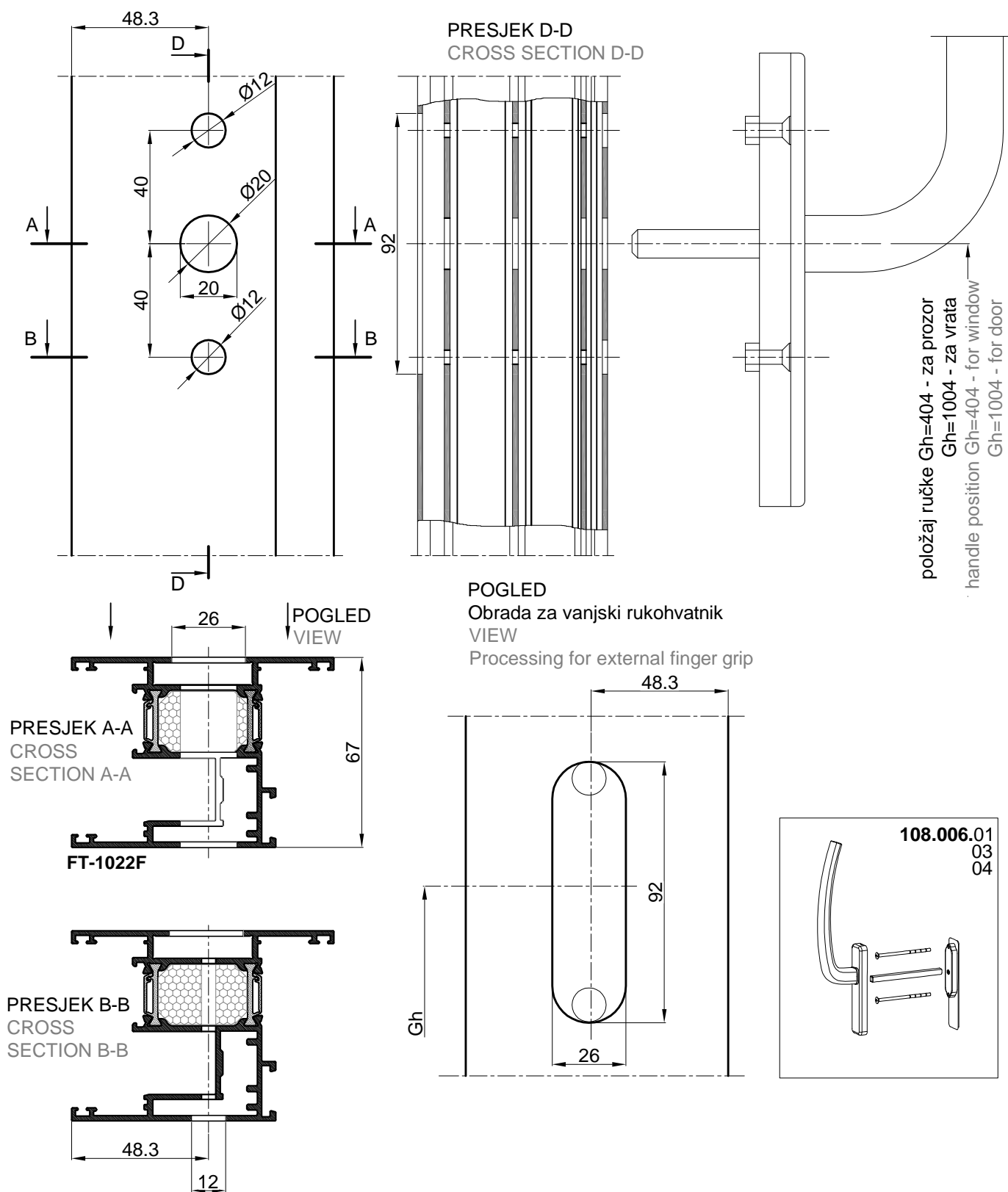


- za bravu Atrium Alu-HS 300 (Hautau)
- for espag. Atrium Alu-HS 300 (Hautau)

OBRADA PROFILA **FT-1022F** ZA RUČKU 108.007, Hautau
PROCESSING PROFILE **FT-1022F** FOR HANDLE 108.007, Hautau



OBRADA PROFILA **FT-1022F** ZA RUČKU 108.006, Hautau
PROCESSING PROFILE **FT-1022F** FOR HANDLE 108.006, Hautau



- za bravu Atrium Alu-HS 300 (Hautau)
- for espag. Atrium Alu-HS 300 (Hautau)

OBRADA ZA BRAVU Atrium Alu-HS 200 (Hautau)

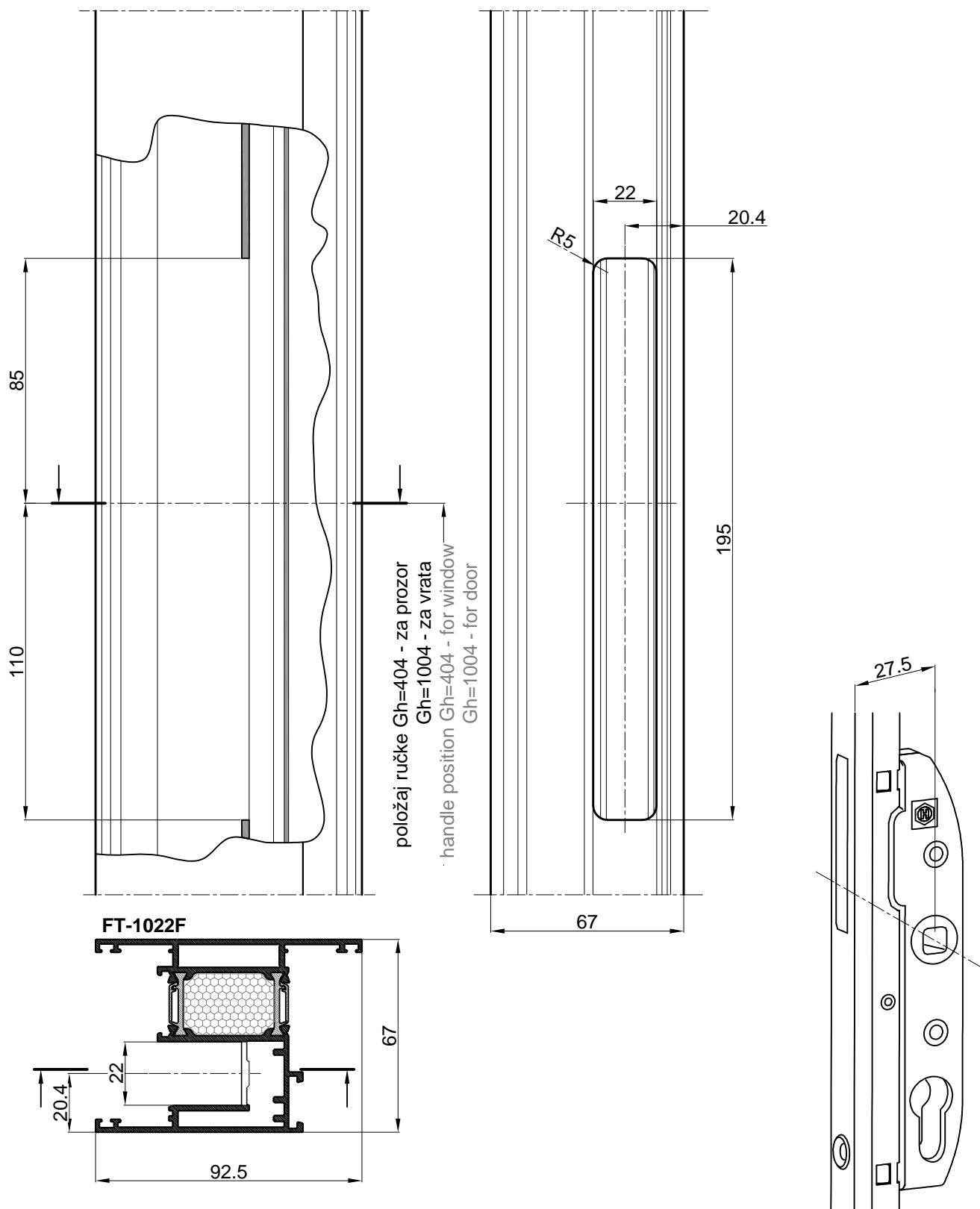
-obrada na glodalici vretenastim glodalom

-za krilo FT-1022F

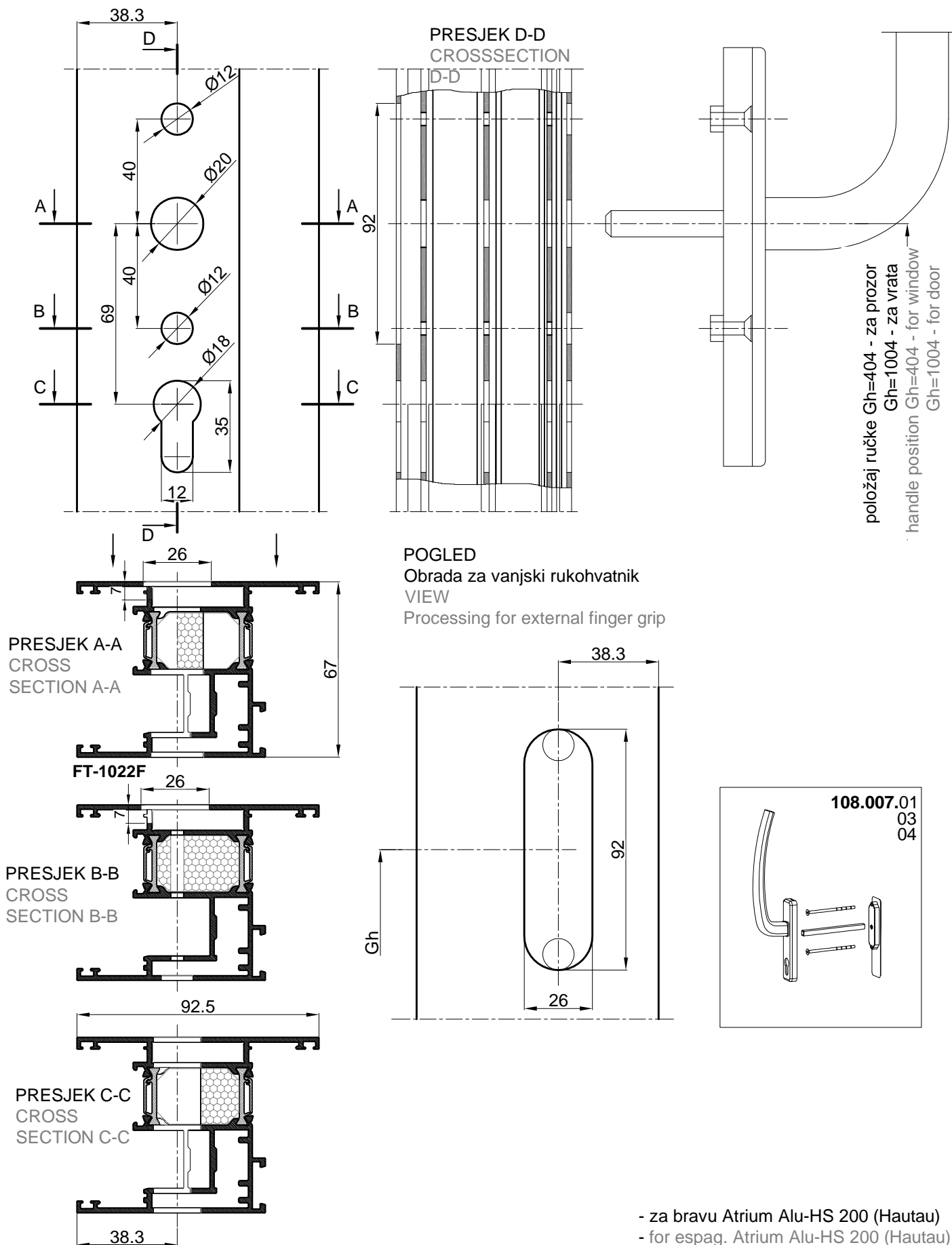
PROCESSING FOR ESPAGNOLETTE Atrium Alu-HS 200 (Hautau)

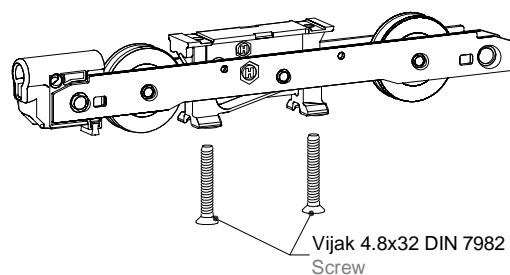
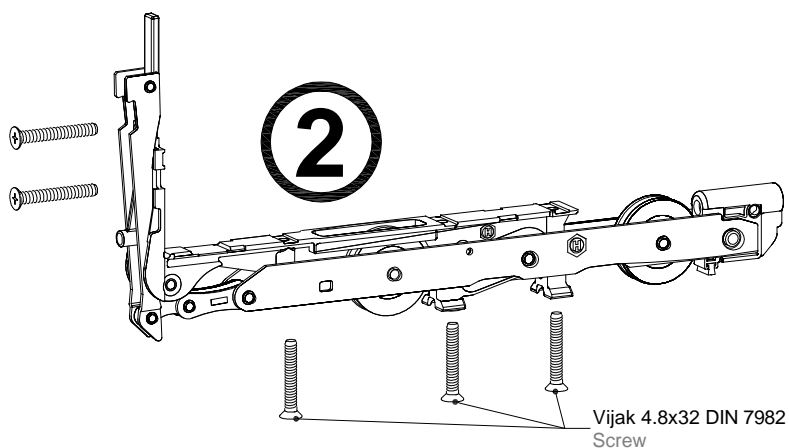
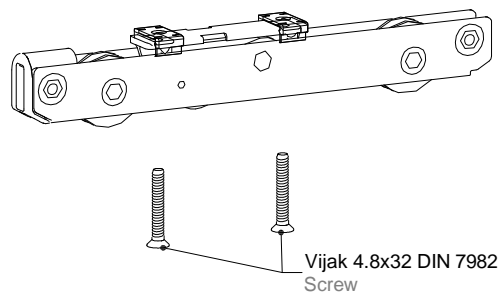
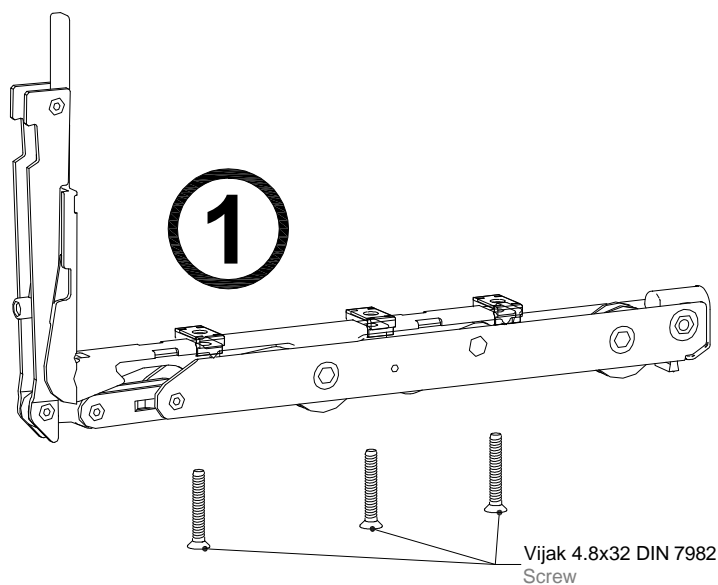
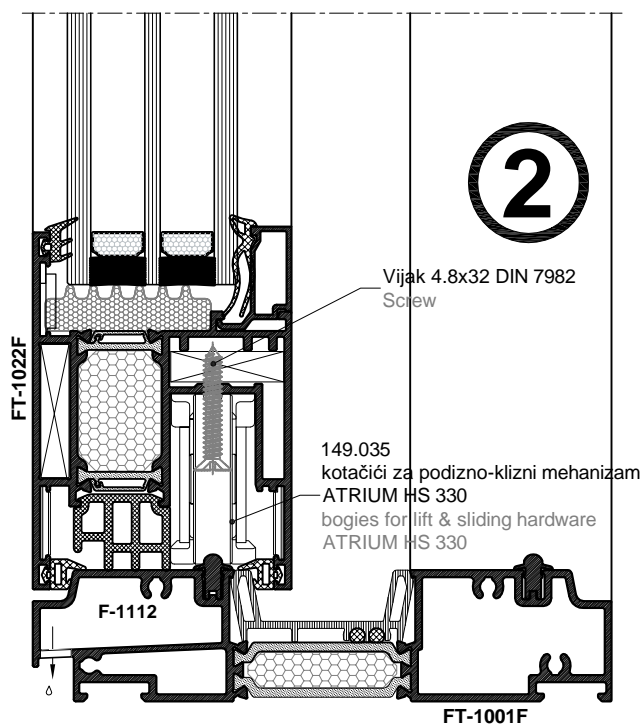
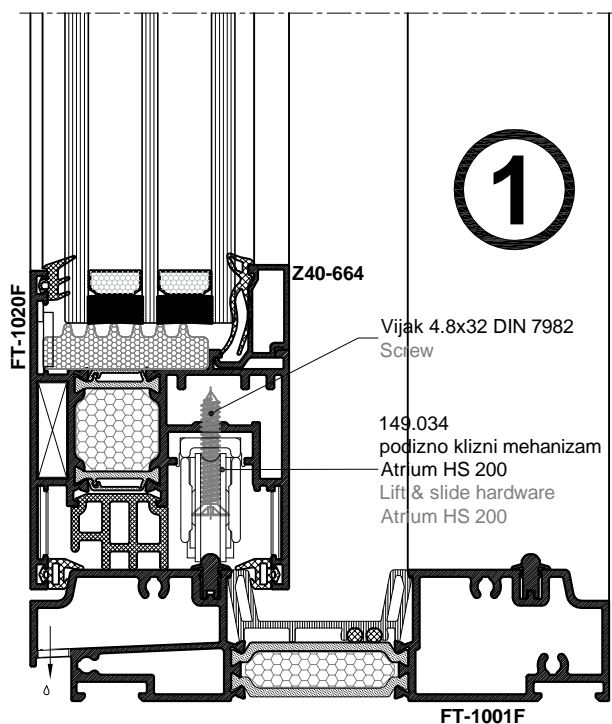
-procesing on mill with end mill

-for sash FT-1022F


 - za bravu Atrium Alu-HS 200 (Hautau)
 - for espag. Atrium Alu-HS 200 (Hautau)

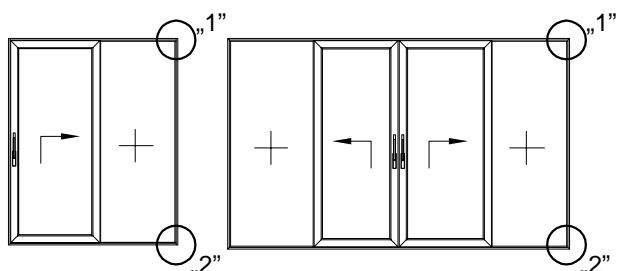
OBRADA PROFILA **FT-1022F** ZA RUČKU 108.007, Hautau, za HS 200
PROCESSING PROFILE **FT-1022F** FOR HANDLE 108.007, Hautau, za HS 200





Obrada i montaža (Termo 150 plus)

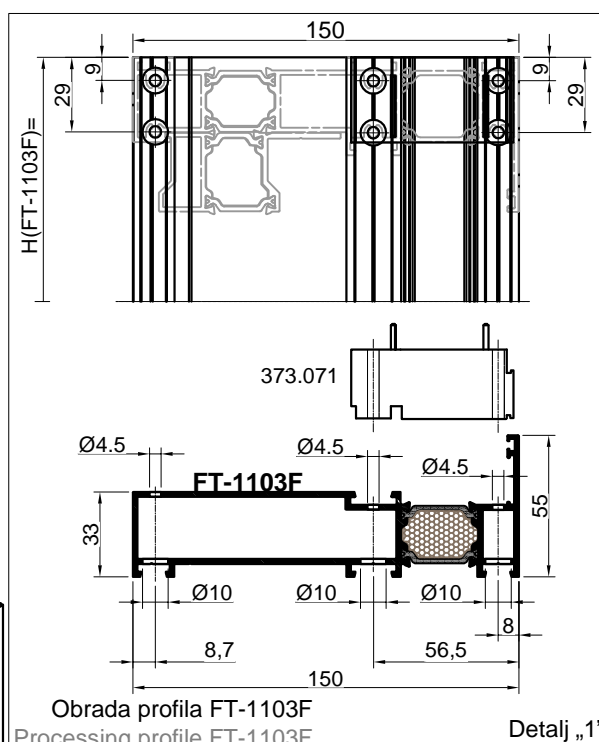
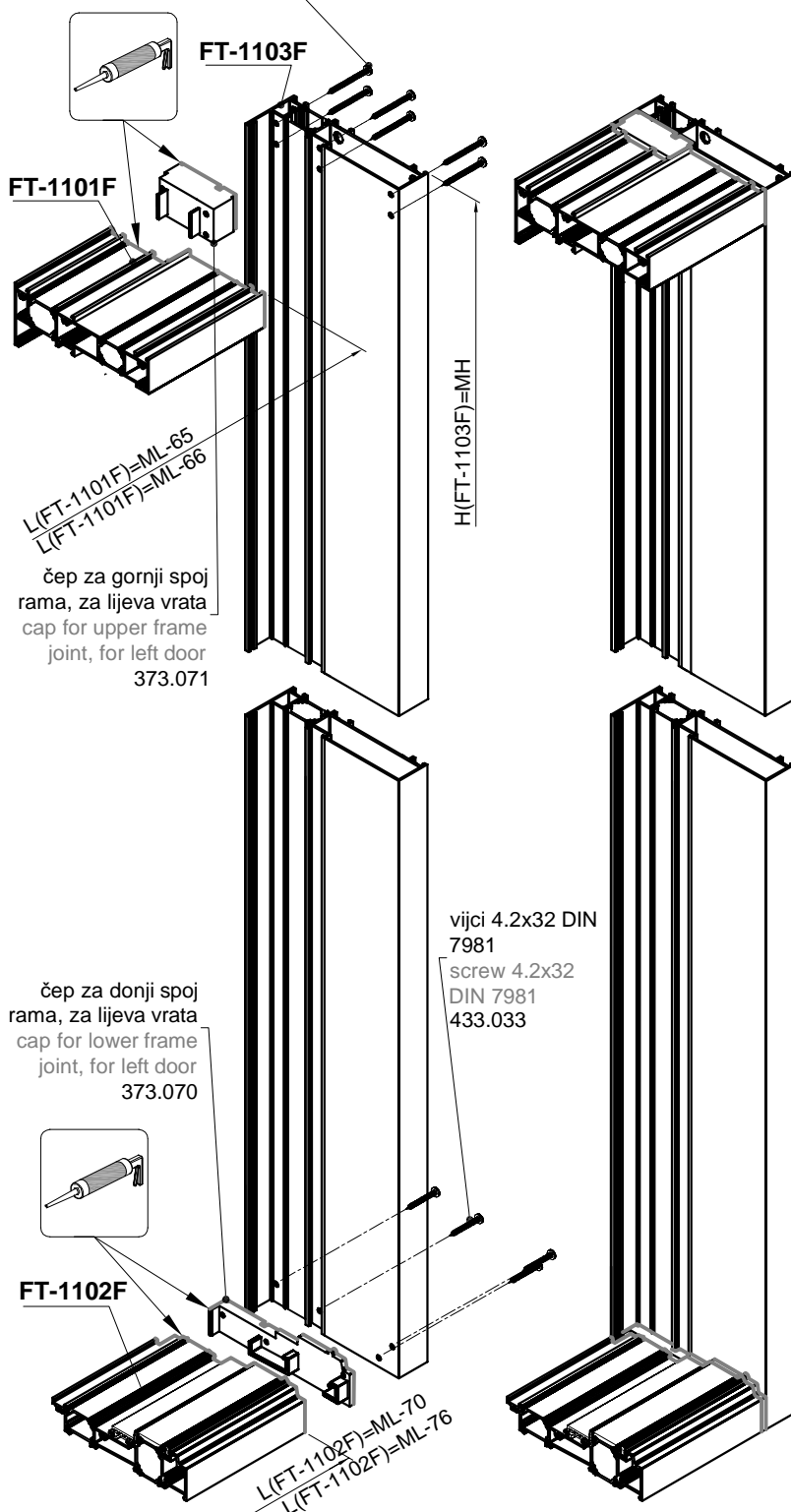
Processing and montage (Termo 150 plus)



OBRADA I SPAJANJE OKVIRA VRATA PROCESSING AND MOUNTING DOOR FRAME

433.036
vijci 4.2x45 DIN 7981
screws 4.2x45 DIN 7981

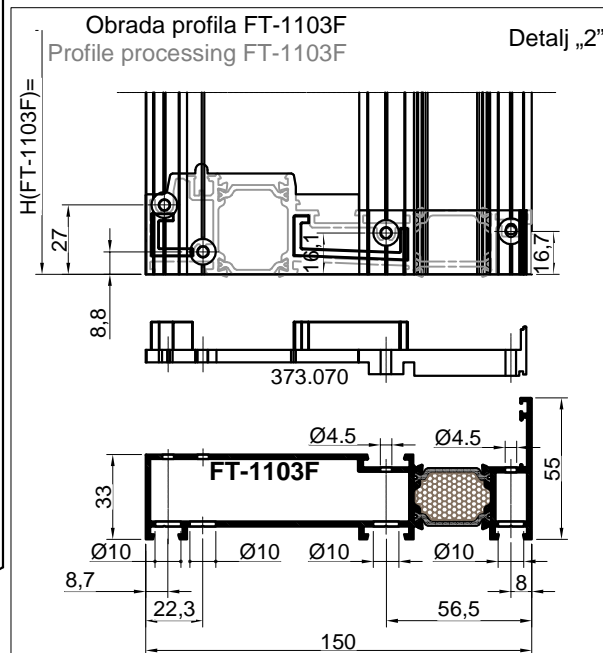
-obrada rupa na profilu FT-1103F
-processing holes on profile FT-1103F

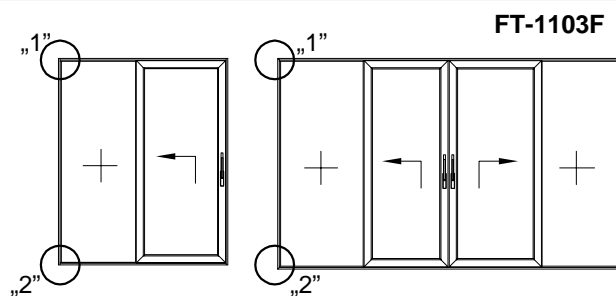


-profili okomice i vodoravnice okvira rama se spajaju pod 90°,
vijcima 4.2x45 (DIN 7981)
vijcima 4.2x32 (DIN 7981)
-mjera pilanja vodoravnog profila
 $L(FT-1101F)=ML-65$
 $L(FT-1102F)=ML-70$

$L(FT-1101F)=ML-66$
 $L(FT-1102F)=ML-76$
-mjera pilanja okomitog profila $H(FT-1103F)=MH$
-the vert.frame profile and the horiz frame profile are
connected under 90°,
with screws 4.2x32 (DIN 7981)
with screws 4.2x45 (DIN 7981)
-cutting profile lenght
 $L(FT-1101F)=ML-65$
 $L(FT-1102F)=ML-70$

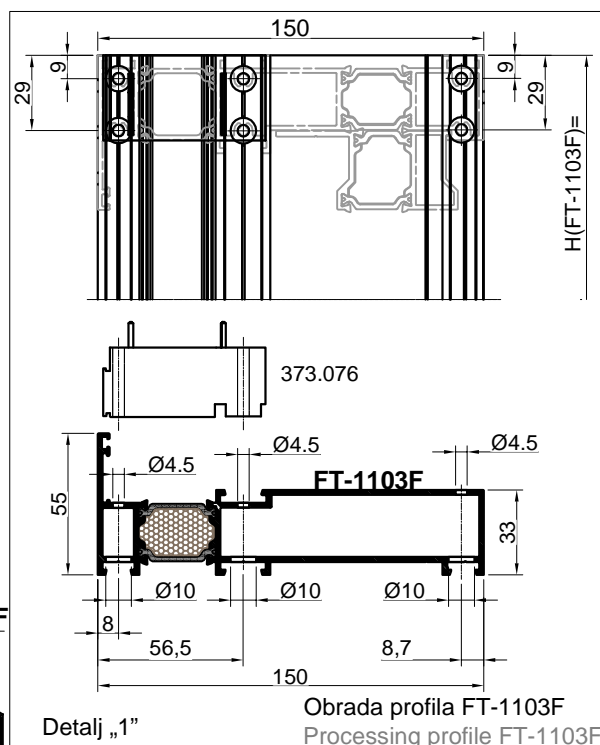
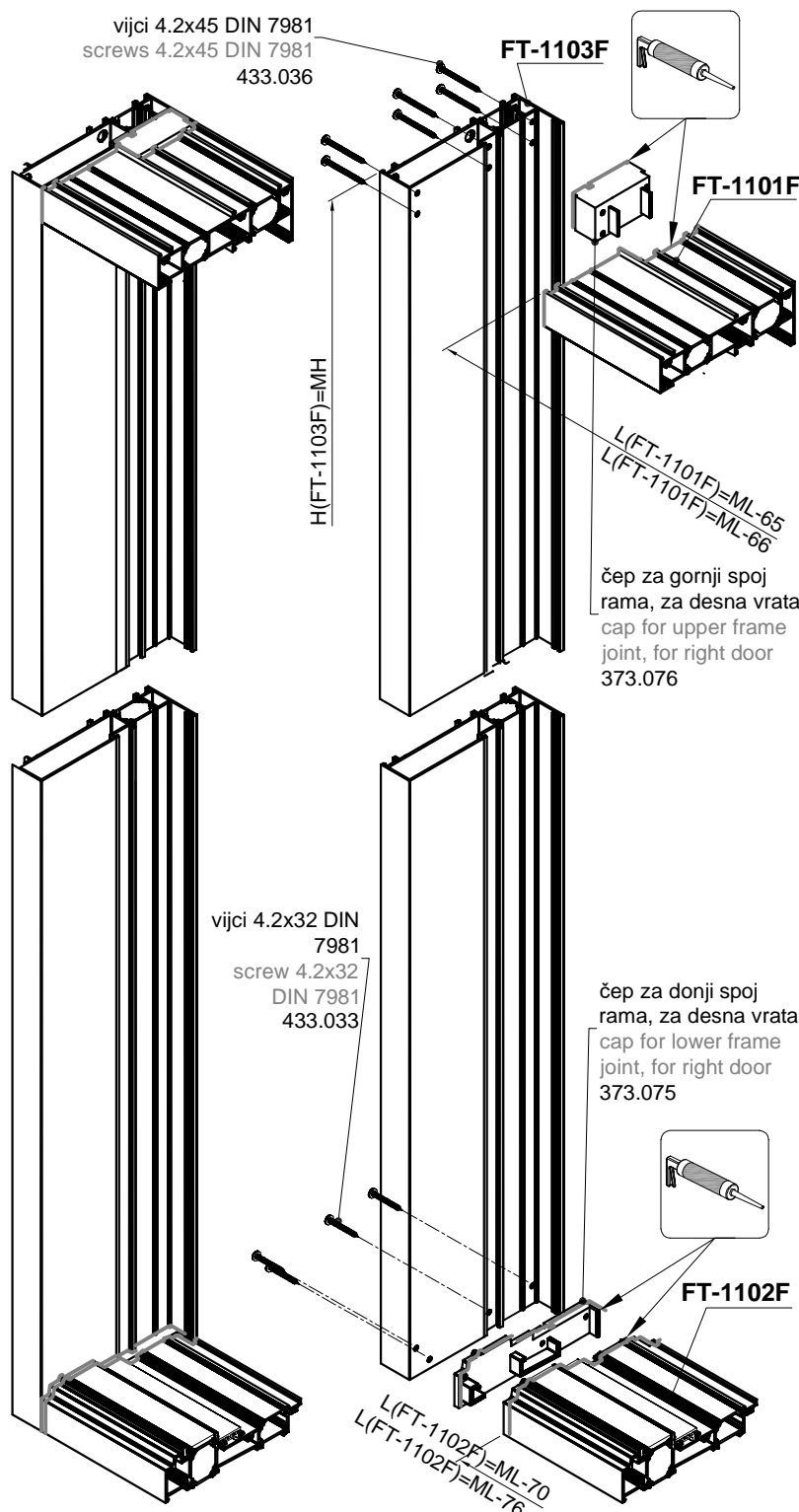
$L(FT-1101F)=ML-66$
 $L(FT-1102F)=ML-76$
-cutting lenght of vert. frame profile $H(FT-1103F)=MH$





OBRADA I SPAJANJE OKVIRA VRATA PROCESSING AND MOUNTING DOOR FRAME

-obrada rupa na profilu FT-1103F
-processing holes on profile FT-1103F



-profili okomice i vodoravnice okvira rama se spajaju pod 90°,
vijcima 4.2x45 (DIN 7981)

vijcima 4.2x32 (DIN 7981)

-mjera pilanja vodoravnog profila

L (FT-1101F)=ML-65

L (FT-1102F)=ML-70

L (FT-1101F)=ML-66

L (FT-1102F)=ML-76

-mjera pilanja okomitog profila H (FT-1103F)=MH

-the vert.frame profile and the horiz frame profile are
connected under 90°

with screws 4.2x32 (DIN 7981)

with screws 4.2x45 (DIN 7981)

-cutting profile lenght

L (FT-1101F)=ML-65

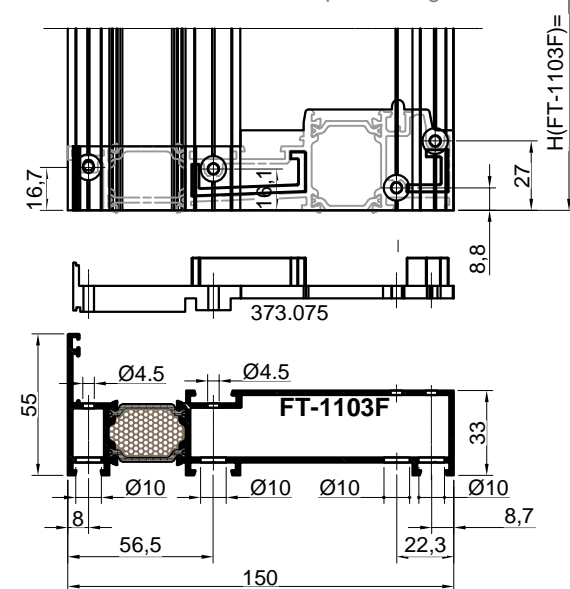
L (FT-1102F)=ML-70

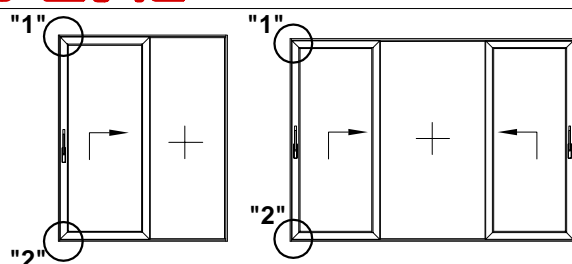
L (FT-1101F)=ML-66

L (FT-1102F)=ML-76

-cutting lenght of vert. frame profile H(FT-1103F)=MH

Detalj „2“ Obrada profila FT-1103F Profile processing FT-1103F



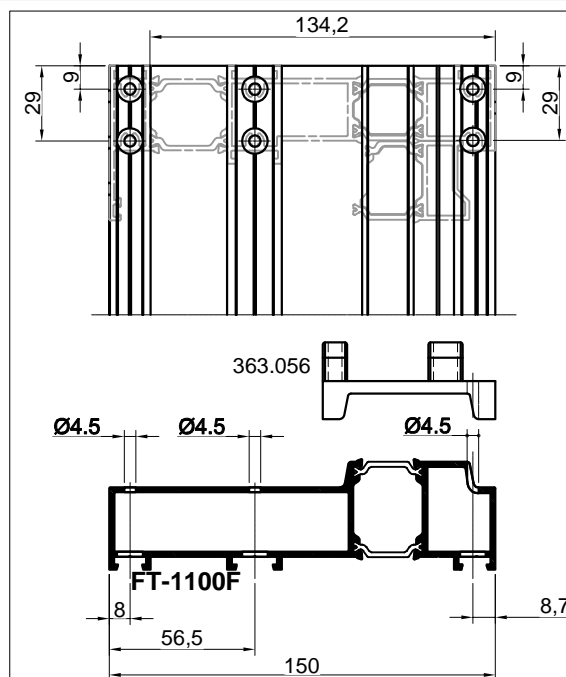
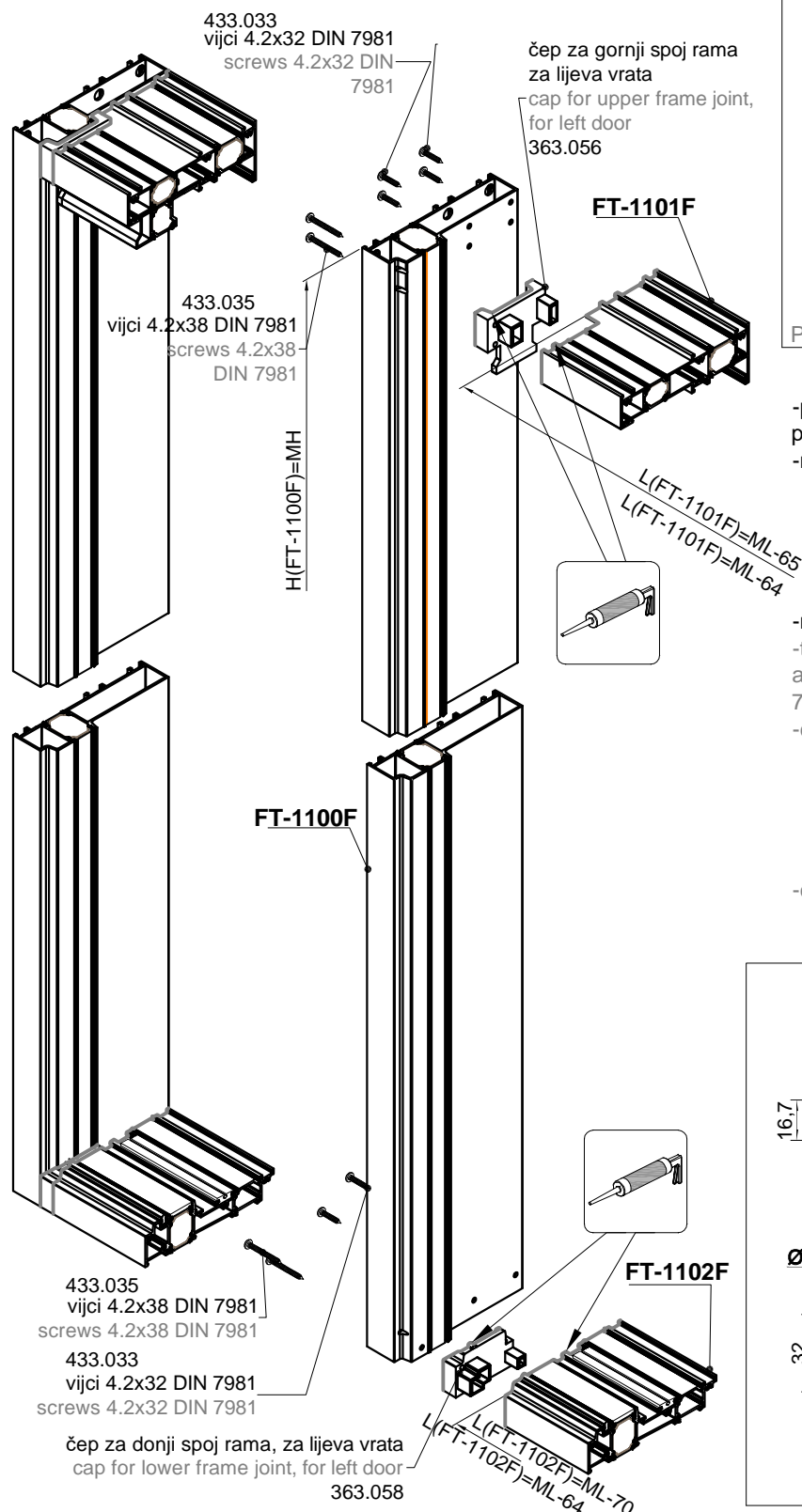


OBRADA I SPAJANJE OKVIRA VRATA

-obrada rupa na profilu FT-1100F se radi šablonima tipa Feal


PROCESSING AND MOUNTING DOOR FRAME

-processing holes on profile FT-1000F are made by Feal type templates



Obrada profila FT-1100F
Processing profile FT-1100F

Detalji "1"

-profili okomice i vodoravnice okvira rama se spajaju pod 90°, vijcima 4.2x32 (DIN 7981) 

-mjera pilanja vodoravnog profila

L (FT-1101F)=ML-65
L (FT-1102F)=ML-70

L (FT-1101F)=ML-64
L (FT-1102F)=ML-64

-mjera pilanja okomito profila H (FT-1100F)=MH
-the vert. frame profile and the horizontal frame profile
are connected under 90°, with screws 4.2x32 (DIN
7981)

-cutting profile lenght

L (FT-1101F)=ML-65
L (FT-1102F)=ML-70

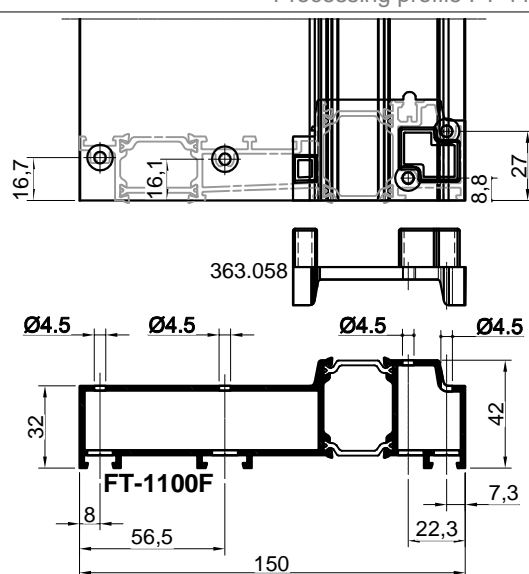
L (FT-1101F)=ML-64
L (FT-1102F)=ML-64

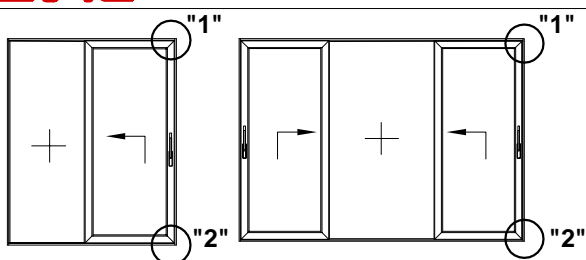
$$-\text{cutting length of vert frame profile H (FT-1100F)} = M_H$$

Detalj "2"

Obrada profila FT-1100F

Processing profile FT-1100F



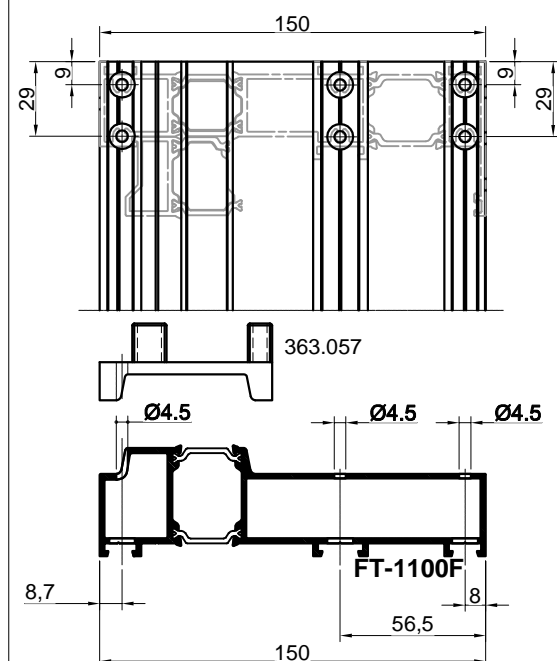
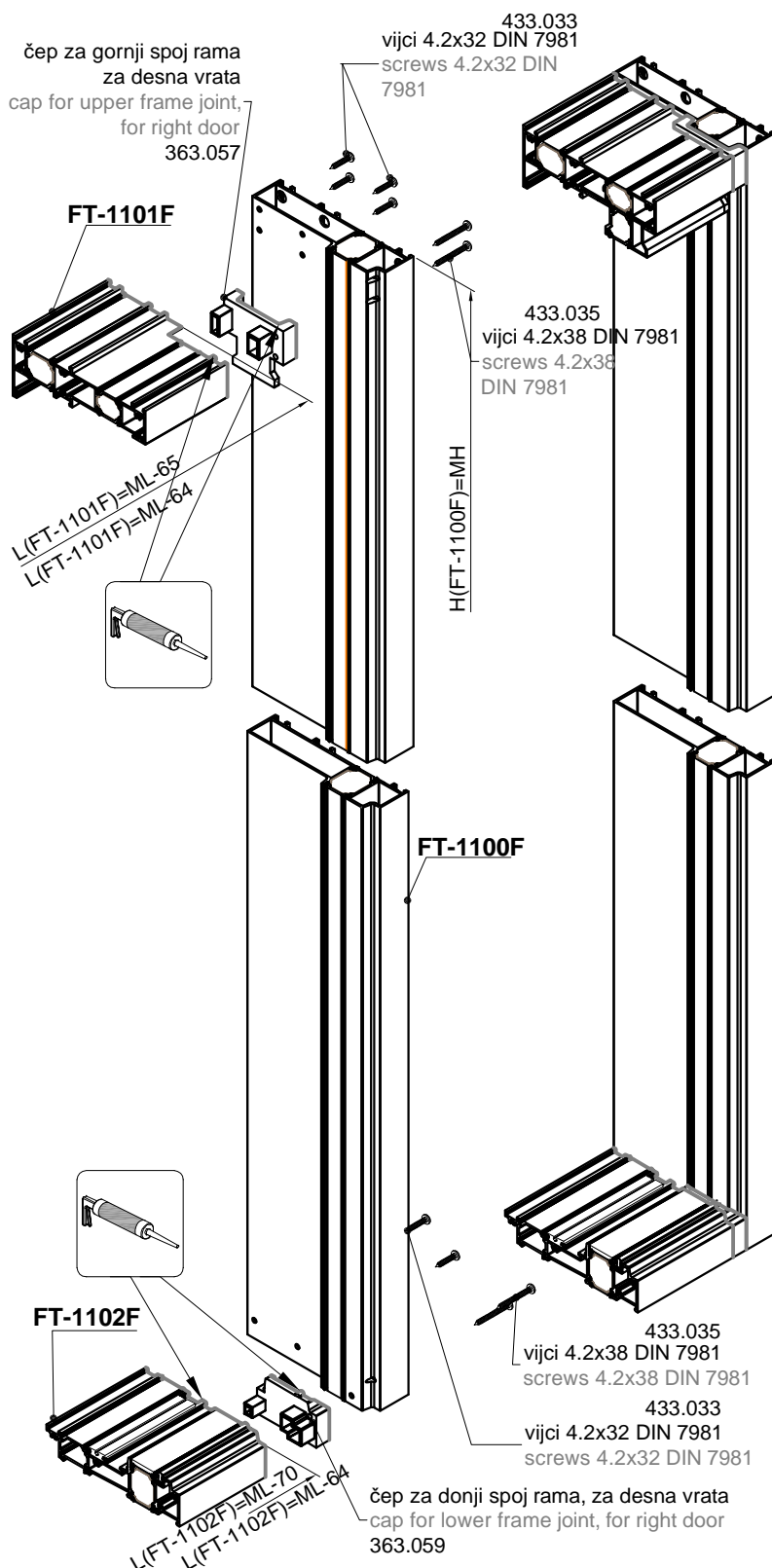


OBRADA I SPAJANJE OKVIRA VRATA

-obrada rupa na profilu FT-1100F se radi šablonima tipa Feal


PROCESSING AND MOUNTING DOOR FRAME

-processing holes on profile FT-1000F are made by Feal type templates



Detalj "1"

Obrada profila FT-1100F
Processing profile FT-1100F

-profili okomice i vodoravnice okvira rama se spajaju pod 90°, vijcima 4.2x32 (DIN 7981) 

-mjera pilanja vodoravnog profila

L (FT-1101F)=ML-65
L (FT-1102F)=ML-70

L (FT-1101F)=ML-64
L (FT-1102F)=ML-64

-mjera pilanja okomitiog profila H (FT-1100F)=MH
-the vert. frame profile and the horizontal frame profile
are connected under 90°, with screws 4.2x32 (DIN
7981)

-cutting profile lenght

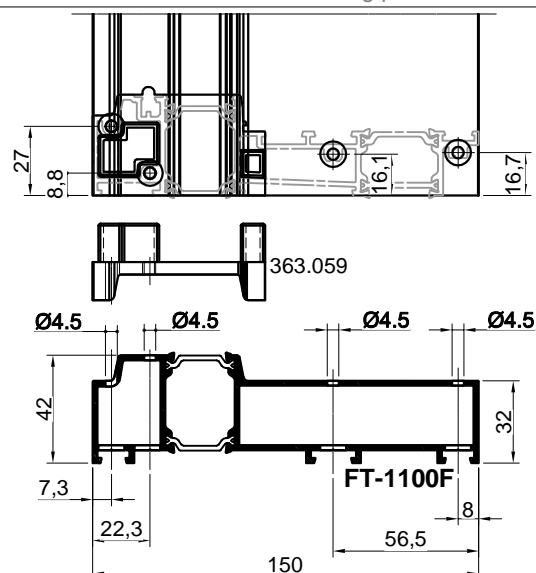
L (FT-1101F)=ML-65
L (FT-1102F)=ML-70

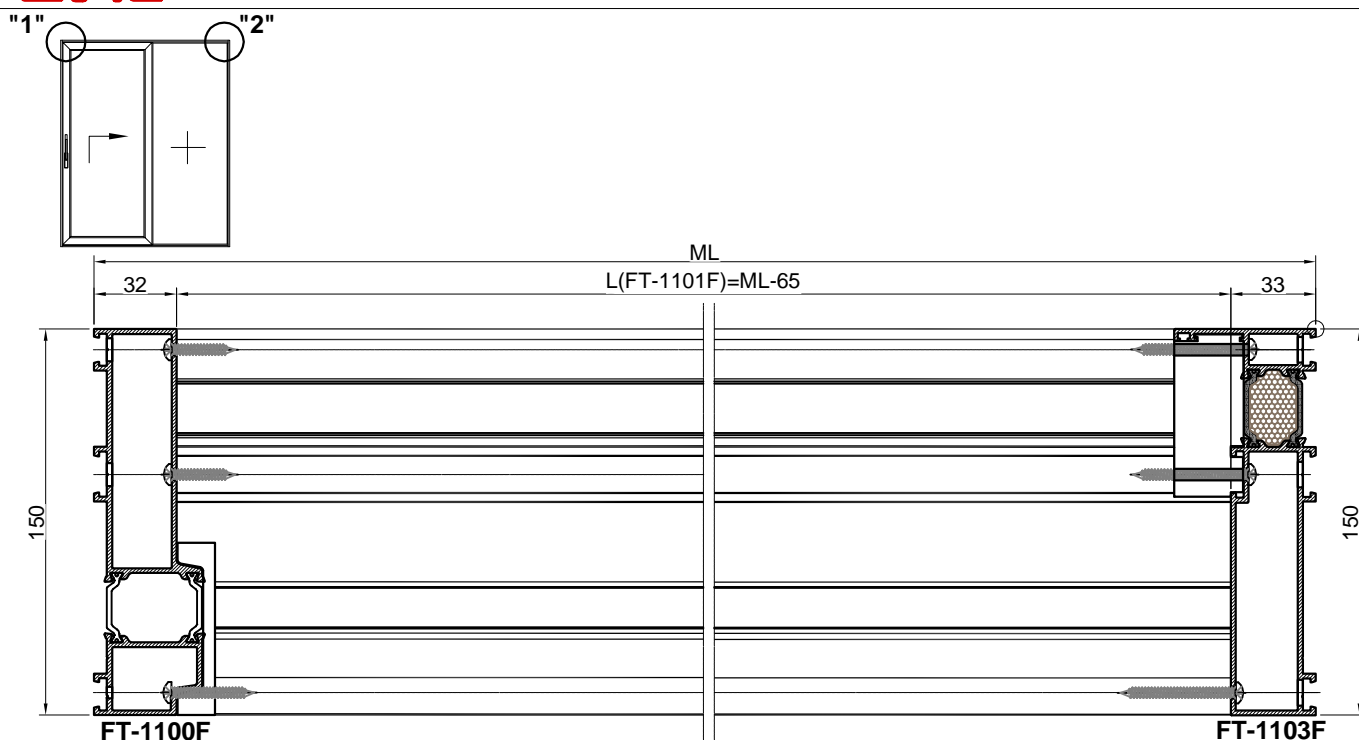
L (FT-1101F)=ML-64
L (FT-1102F)=ML-64

-cutting length of vert frame profile H (FT-1100F)=MH

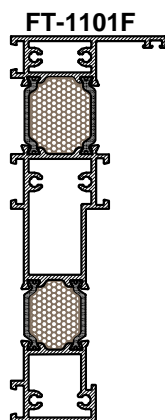
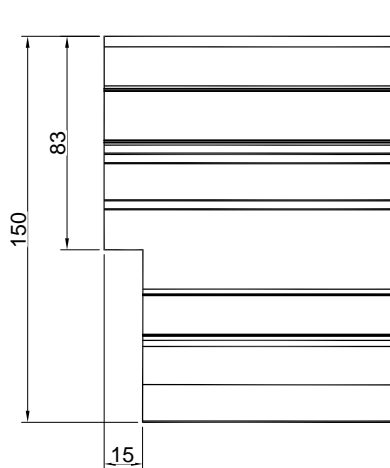
Detali "2"

Obrada profila FT-1100F
Processing profile FT-1100F





Obrada profila FT-1101F
prema vertikalnom profilu rama FT-1100F
Processing profile FT-1101F towards vert.
frame profile FT-1100F



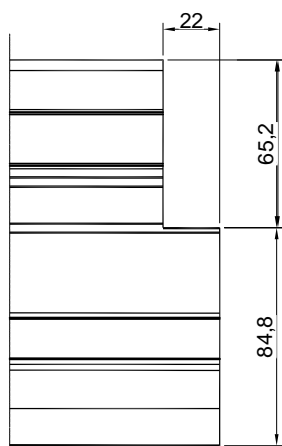
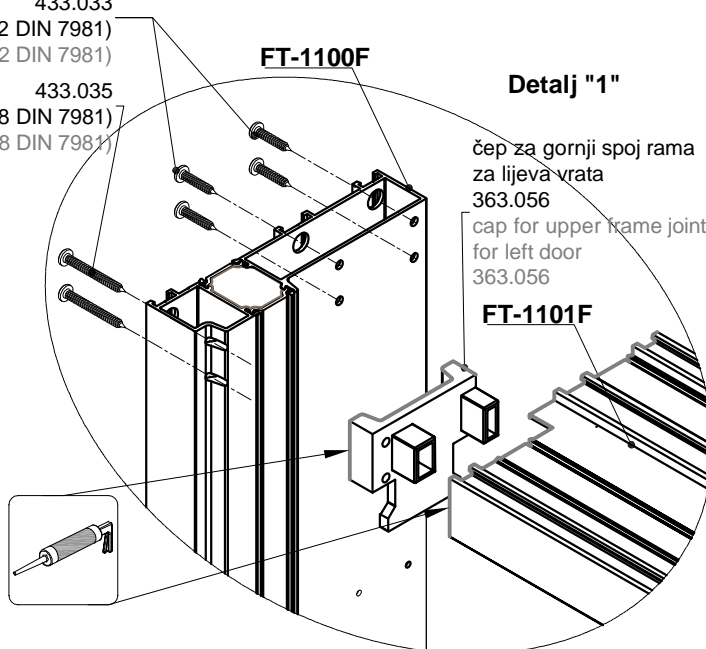
433.033
(vijci 4.2x32 DIN 7981)
(screws 4.2x32 DIN 7981)
433.035
(vijci 4.2x38 DIN 7981)
(screws 4.2x38 DIN 7981)

FT-1100F

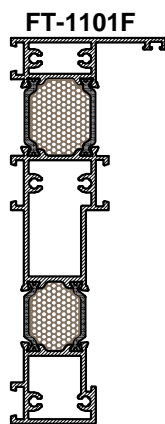
Detalj "1"

čep za gornji spoj rama
za lijeva vrata
363.056
cap for upper frame joint,
for left door
363.056

FT-1101F



Obrada profila FT-1101F
prema vertikalnom profilu rama FT-1103F
Processing profile FT-1101F
towards vert. frame profile FT-1103F



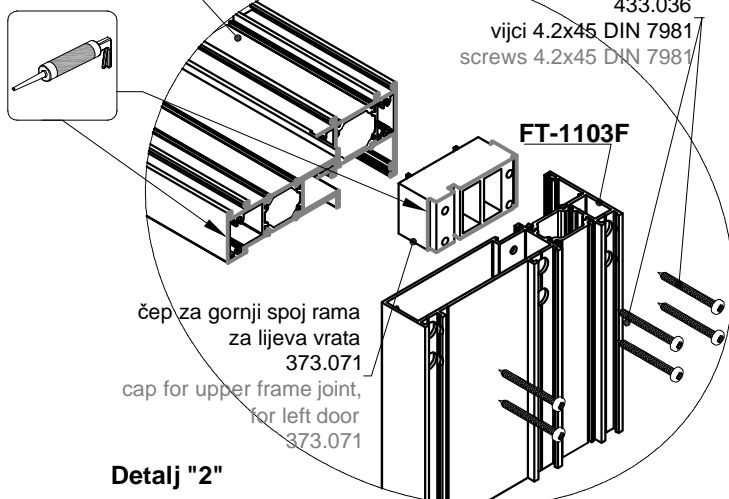
FT-1101F

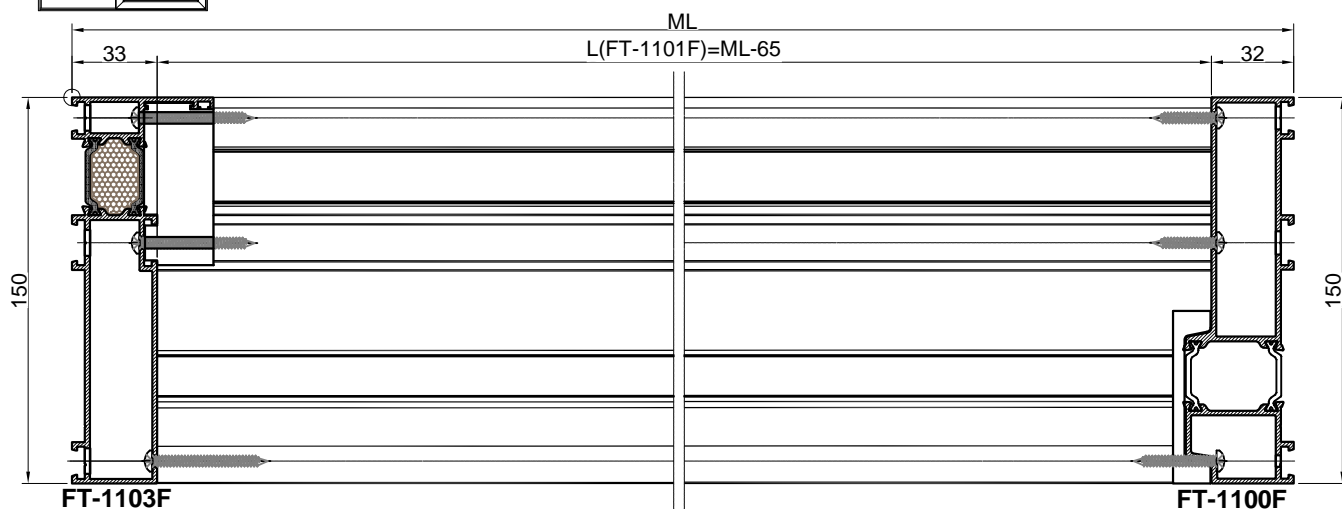
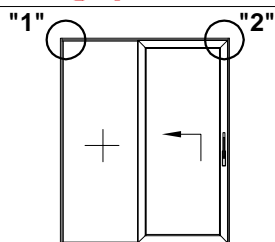
433.036
vijci 4.2x45 DIN 7981
screws 4.2x45 DIN 7981

FT-1103F

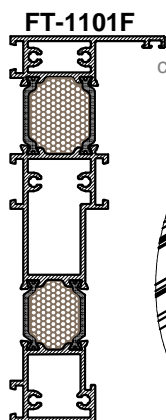
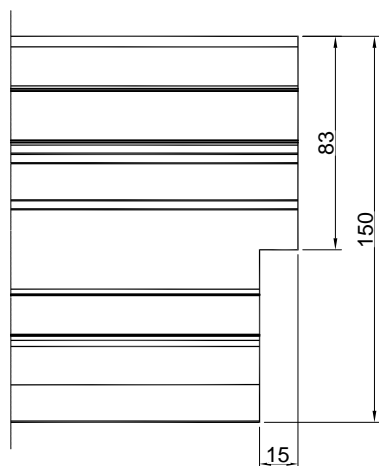
čep za gornji spoj rama
za lijeva vrata
373.071
cap for upper frame joint,
for left door
373.071

Detalj "2"



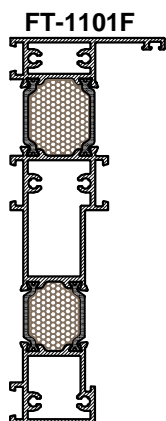
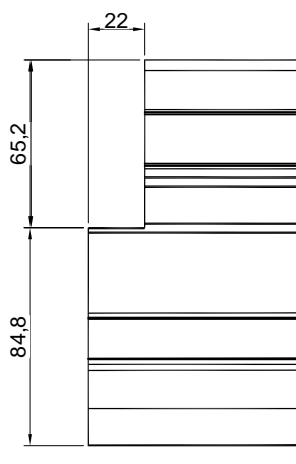
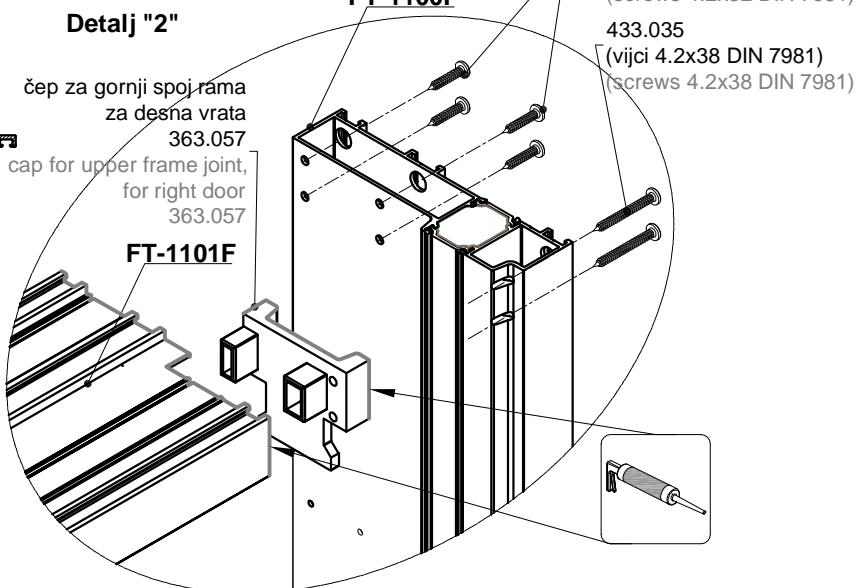


Obrada profila FT-1101F
prema vertikalnom profilu rama FT-1100F
Processing profile FT-1101F towards vert.
frame profile FT-1100F

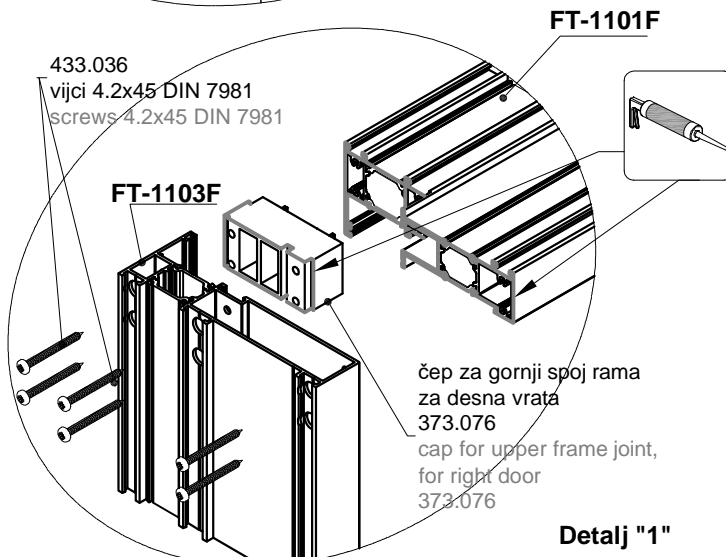


Detalj "2"

čep za gornji spoj rama
za desna vrata
363.057
cap for upper frame joint,
for right door
363.057

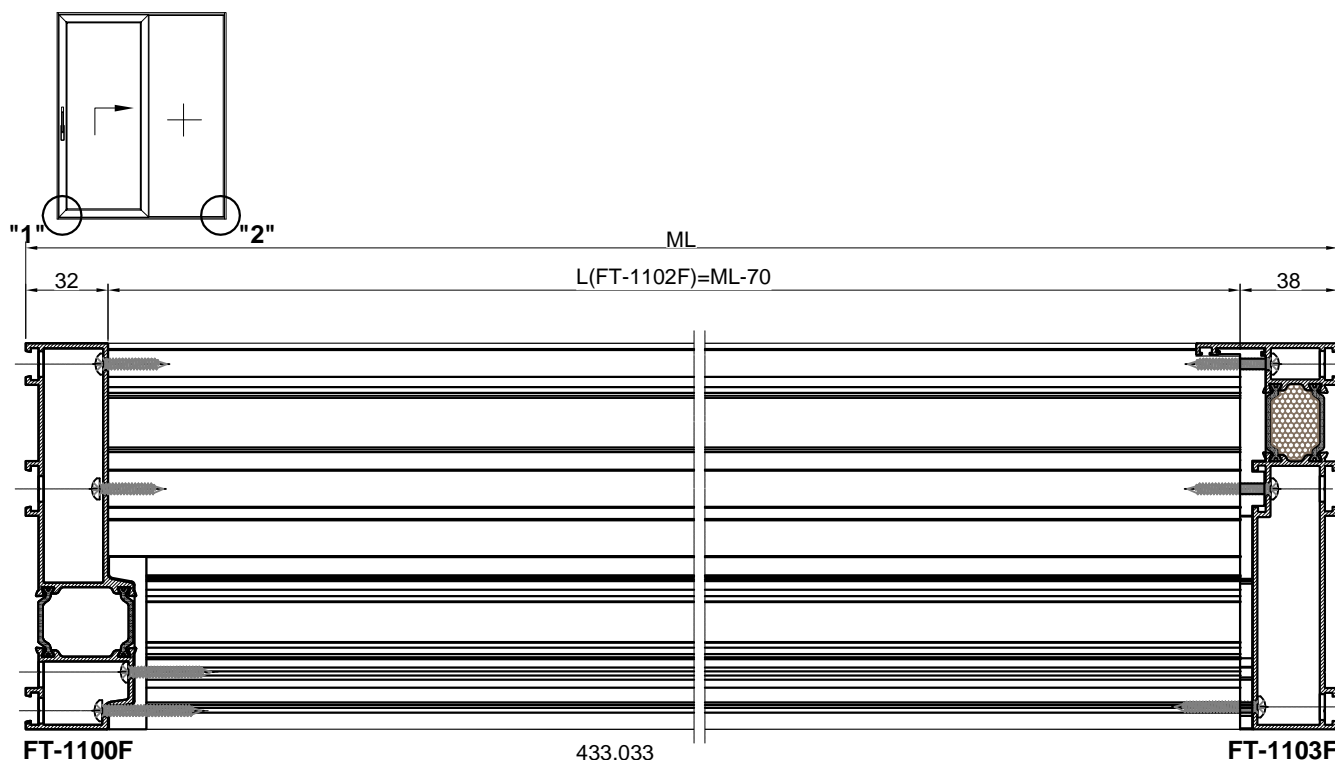


433.036
vijci 4.2x45 DIN 7981
screws 4.2x45 DIN 7981

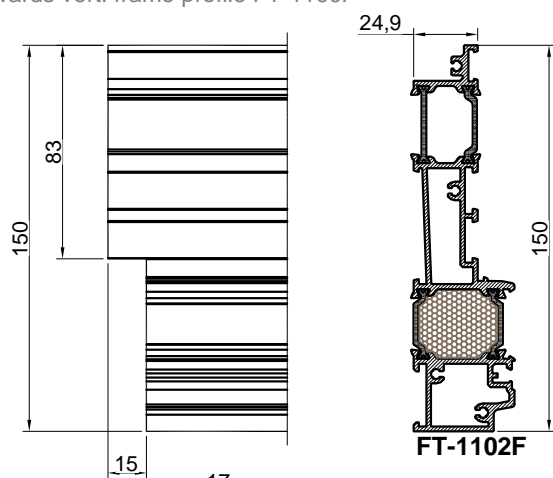


Obrada profila FT-1101F
prema vertikalnom profilu rama FT-1103F
Processing profile FT-1101F
towards vert. frame profile FT-1103F

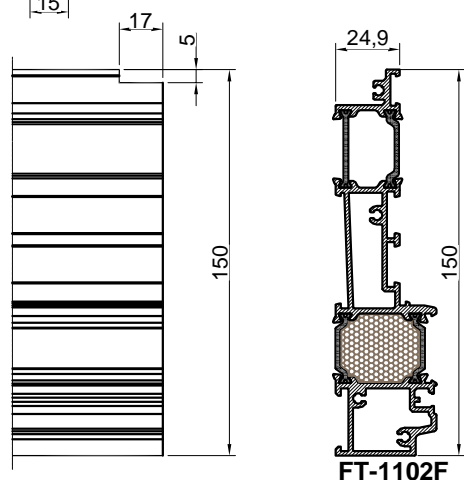
Detalj "1"



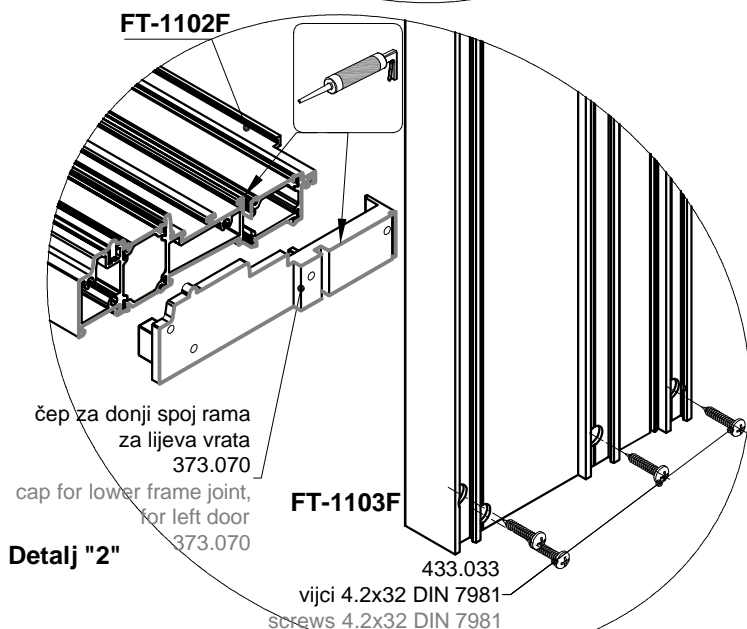
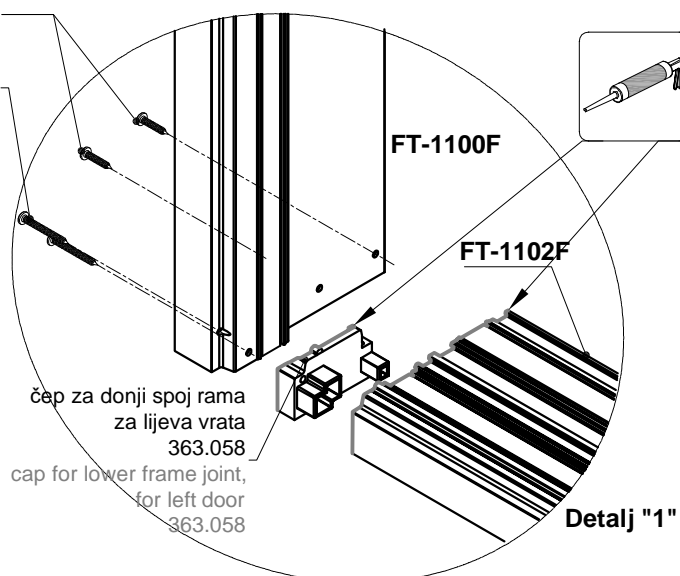
Obrada profila FT-1102F
prema vertikalnom profilu rama FT-1100F
Processing profile FT-1102F
towards vert. frame profile FT-1100F

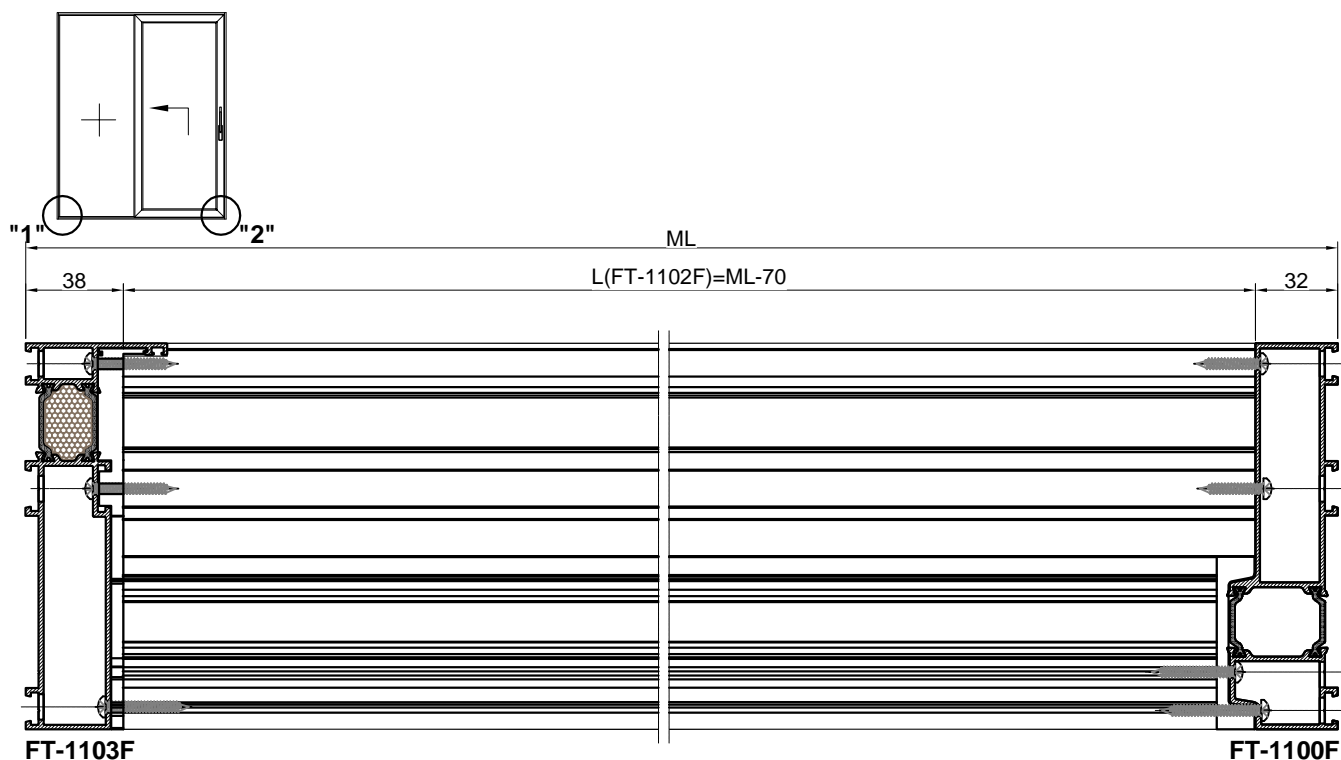


Obrada profila FT-1102F
prema vertikalnom profilu rama FT-1103F
Processing profile FT-1102F
towards vert. frame profile FT-1103F

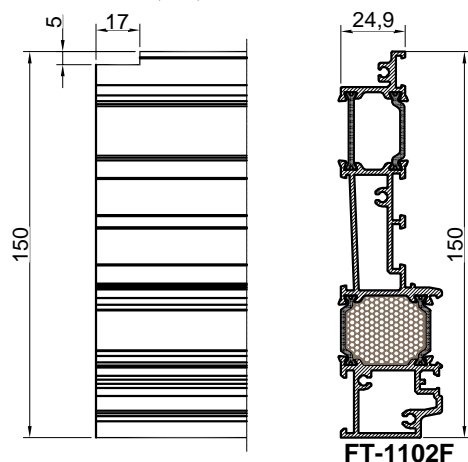
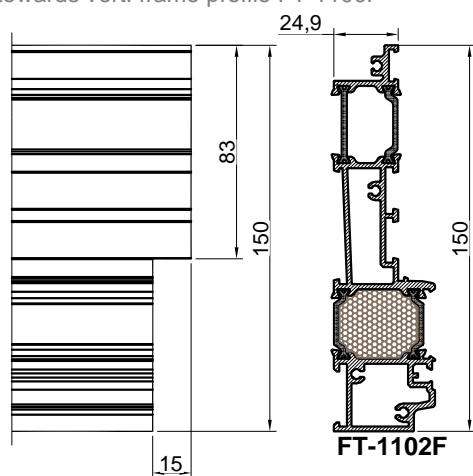


433.033
(vijci 4.2x32 DIN 7981)
(screws 4.2x32 DIN 7981)
433.035
(vijci 4.2x38 DIN 7981)
(screws 4.2x38 DIN 7981)

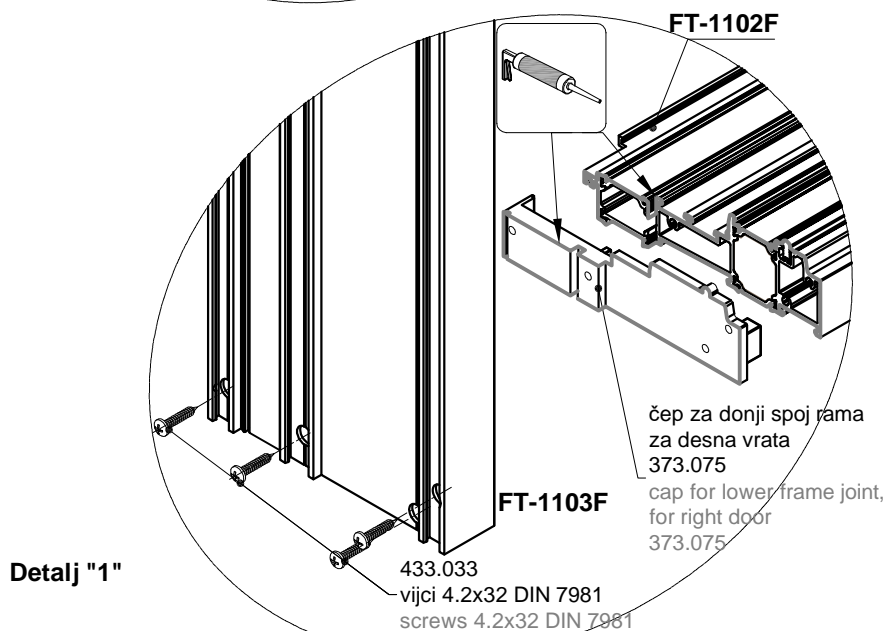
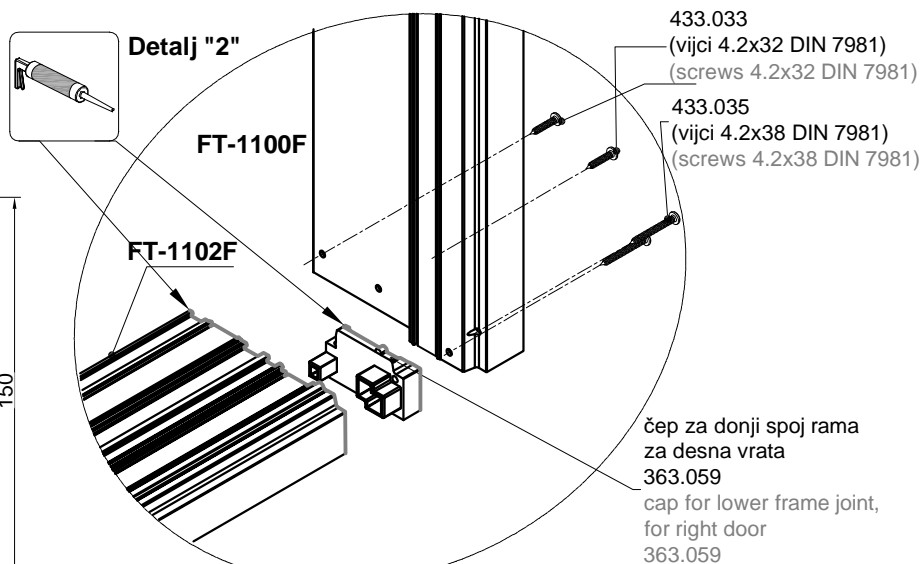


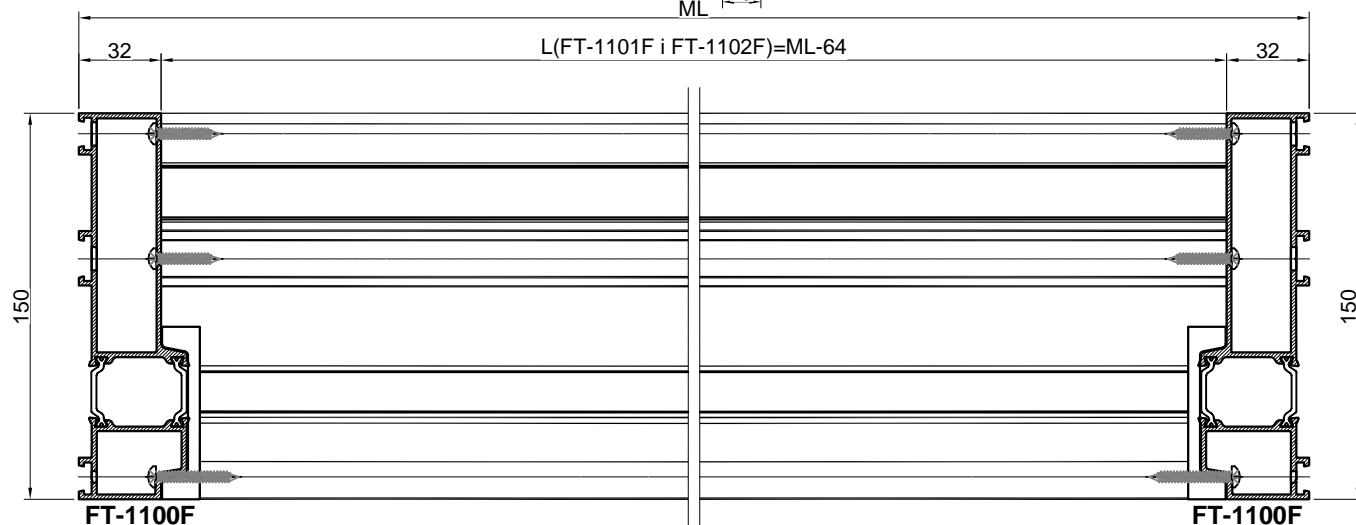
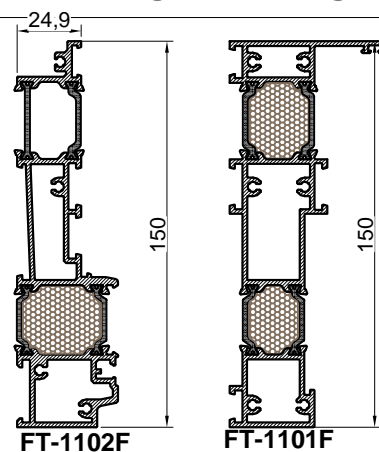
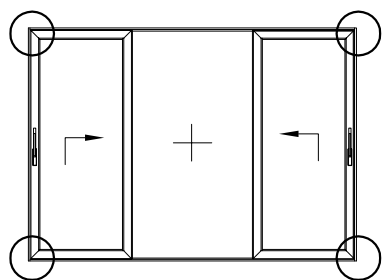


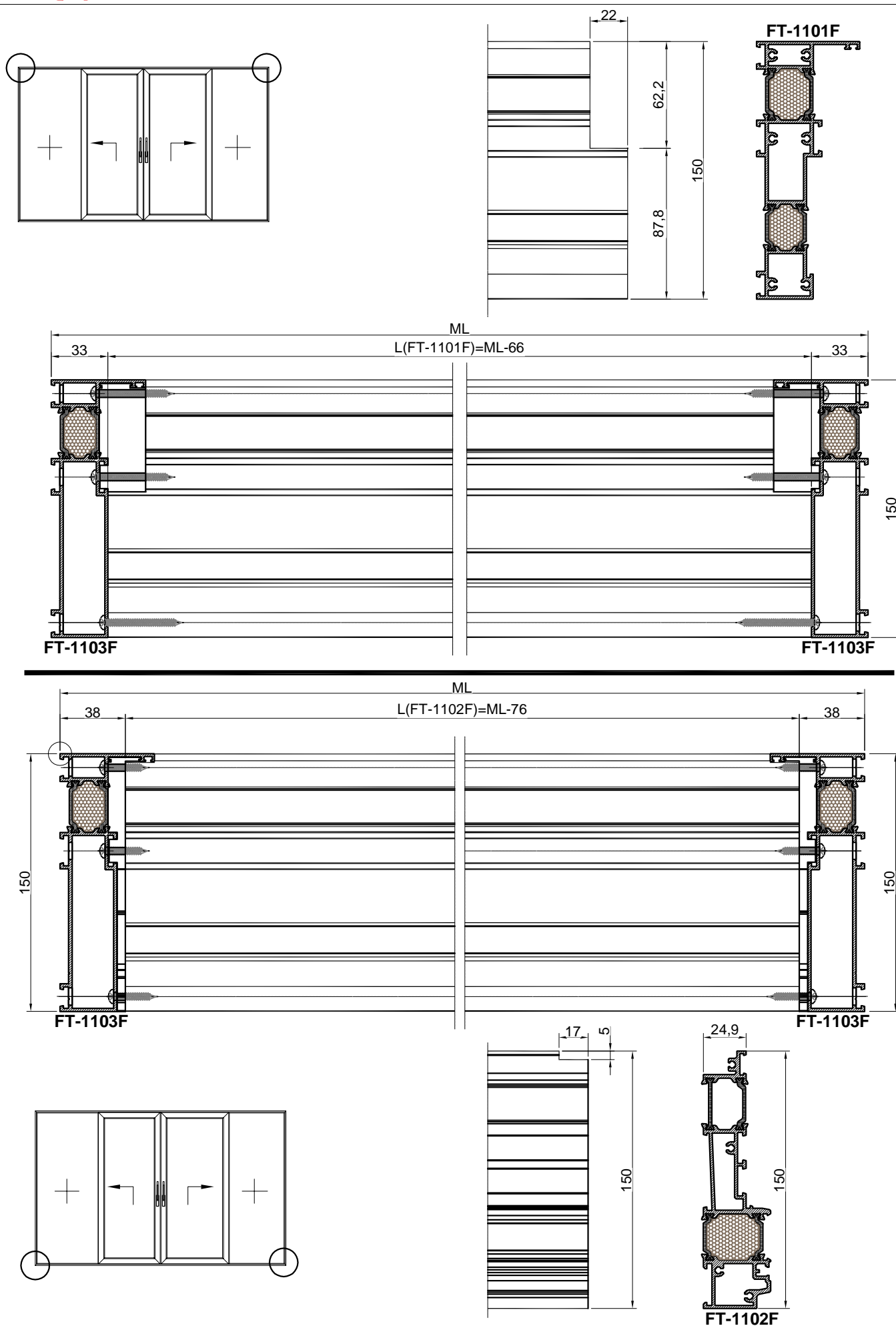
Obrada profila FT-1102F
prema vertikalnom profilu rama FT-1100F
Processing profile FT-1102F
towards vert. frame profile FT-1100F



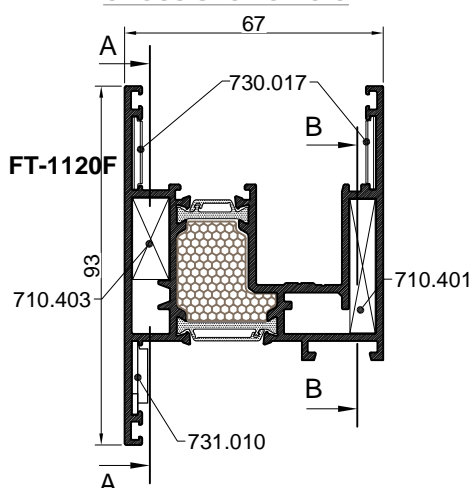
Obrada profila FT-1102F
prema vertikalnom profilu rama FT-1103F
Processing profile FT-1102F
towards vert. frame profile FT-1103F





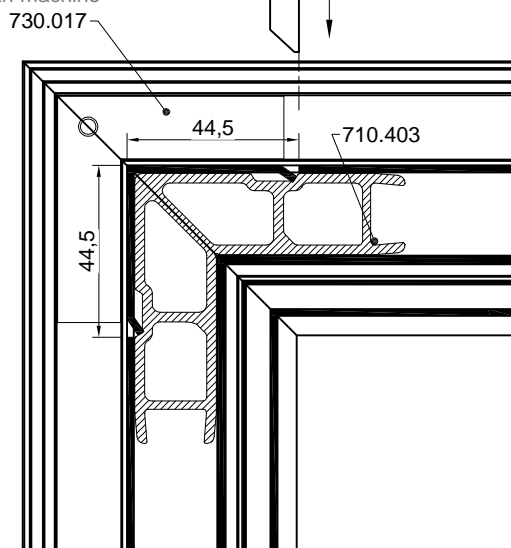


PRESJEK C-C
CROSS SECTION C-C

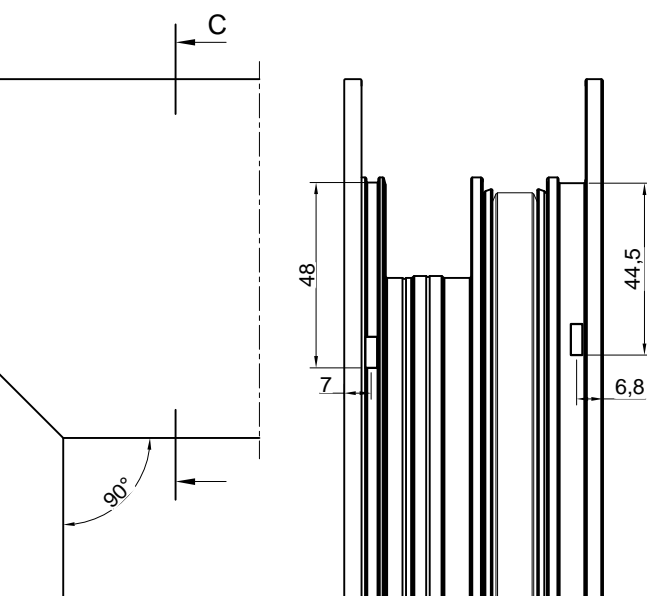


SPAJANJE PROFILA FT-1120F KUTNICIMA
CONNECTION PROFILE FT-1120F WITH CORNER BRACKETS

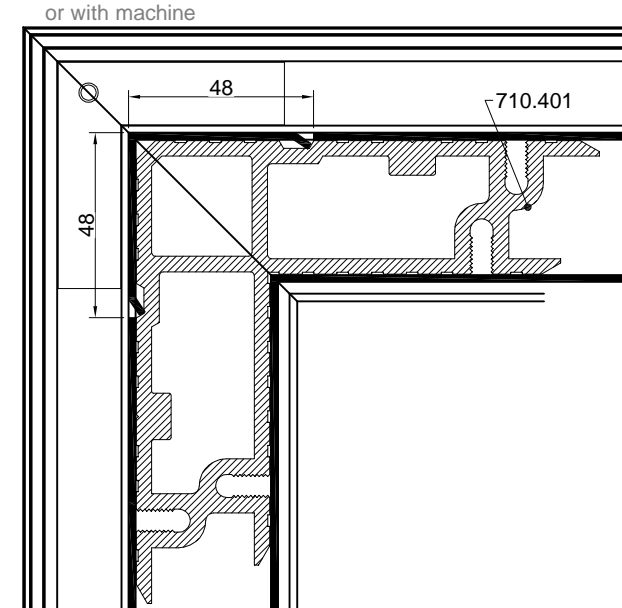
- Spajanje kutnikom **710.403** uprešavanjem stijenke profila u kutnik
- Uprešavanje izvesti kliještima art.240.001 ili strojno
- Corner bracket connection **710.403** aluminium profile corner crimping
- Corner crimping perform with pliers art.240.001 or with machine



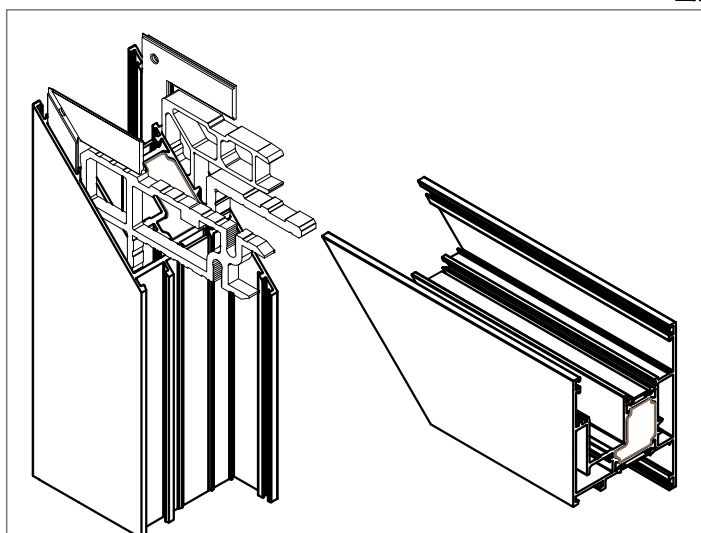
PRESJEK A-A
CROSS SECTION A-A



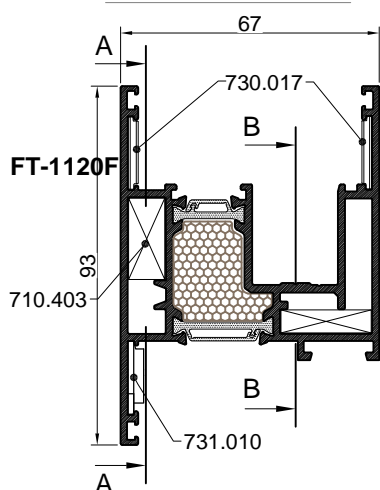
- Spajanje kutnikom **710.401** uprešavanjem stijenke profila u kutnik
- Uprešavanje izvesti kliještima art.240.001 ili strojno
- Corner bracket connection **710.401** aluminium profile corner crimping
- Corner crimping perform with pliers art.240.001 or with machine



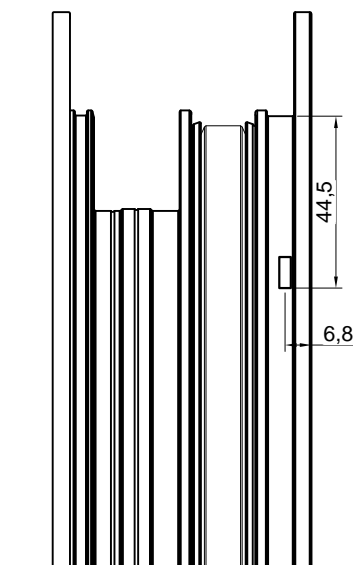
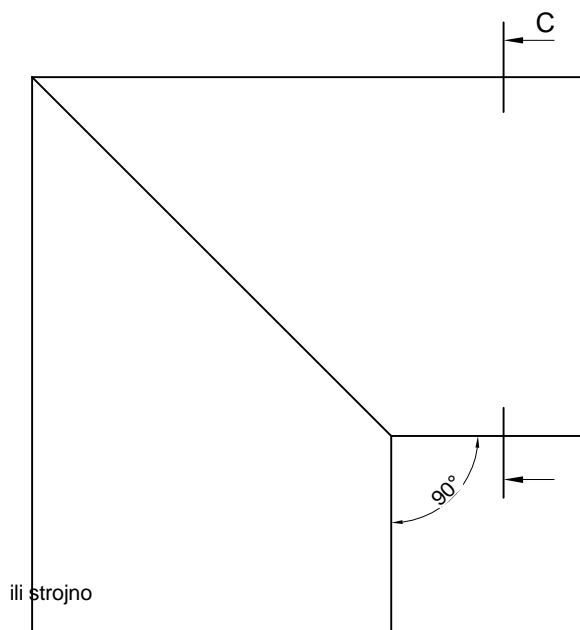
PRESJEK B-B
CROSS SECTION B-B



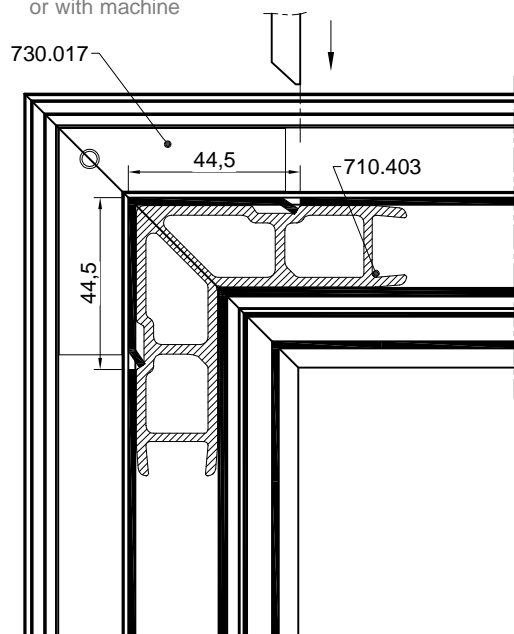
PRESJEK C-C
CROSS SECTION C-C



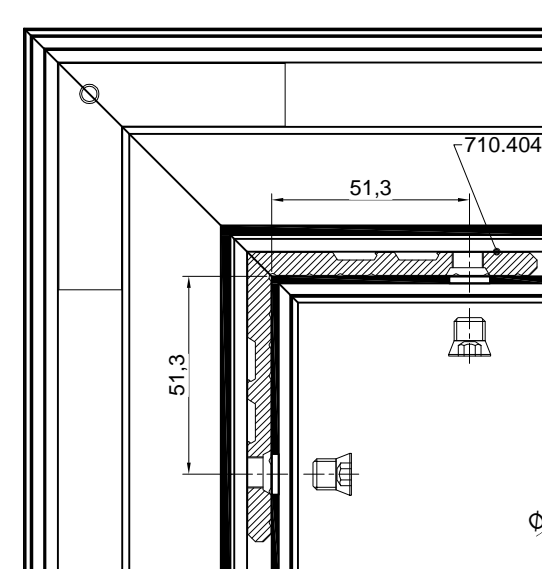
SPAJANJE PROFILA FT-1120F KUTNICIMA
CONNECTION PROFILE FT-1120F WITH CORNER BRACKETS



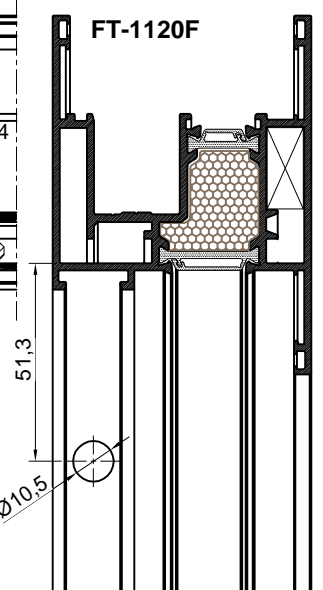
- Spajanje kutnikom **710.403** uprešavanjem stijenke profila u kutnik
- Uprešavanje izvesti kliještima art.240.001 ili strojno
- Corner bracket connection **710.403** aluminium profile corner crimping
- Corner crimping perform with pliers art.240.001 or with machine



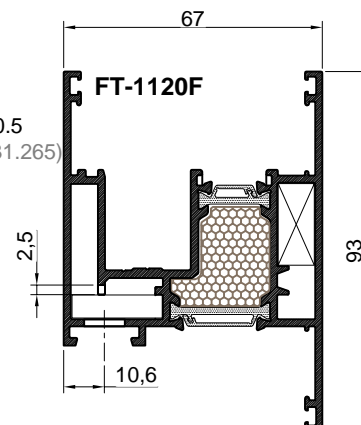
PRESJEK A-A
CROSS SECTION A-A

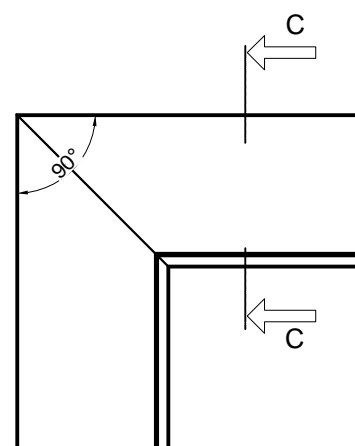
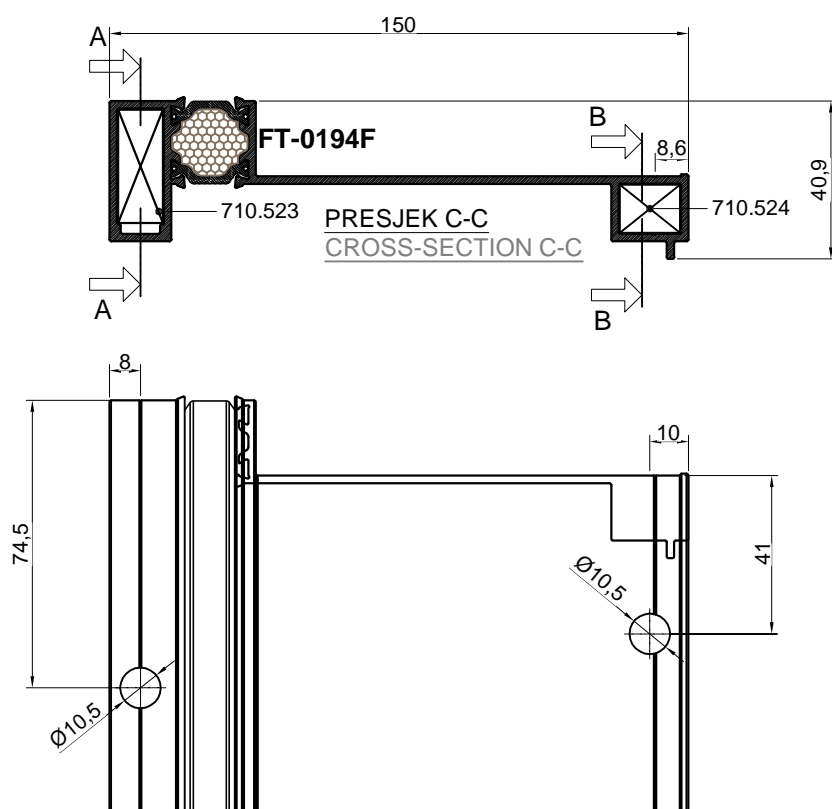


PRESJEK B-B
CROSS SECTION B-B

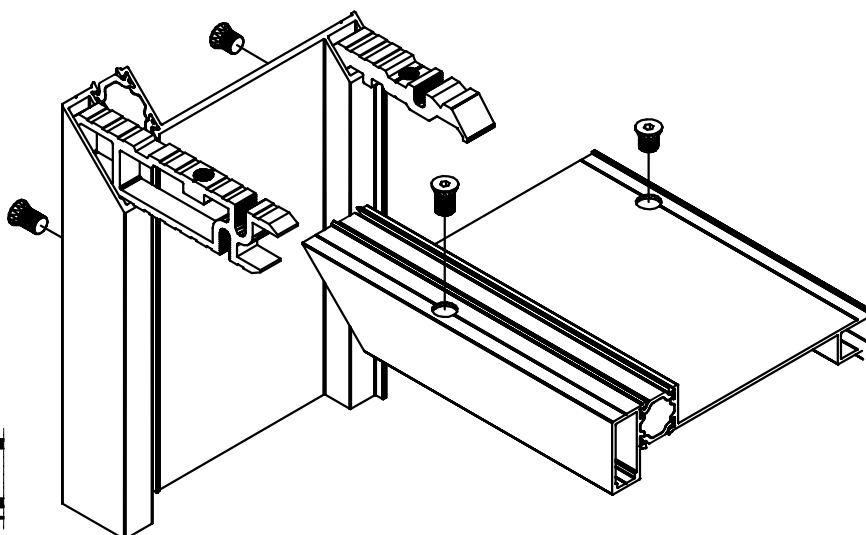
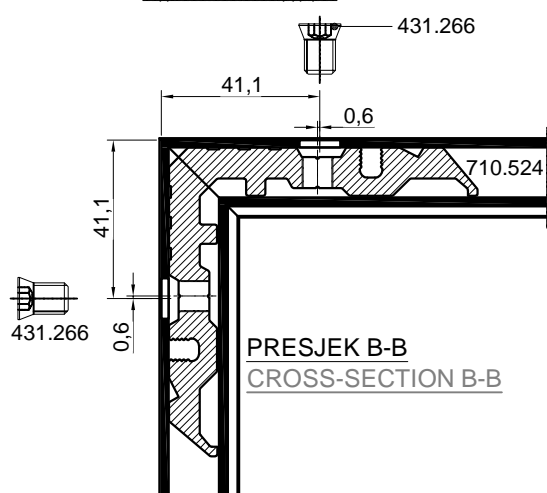
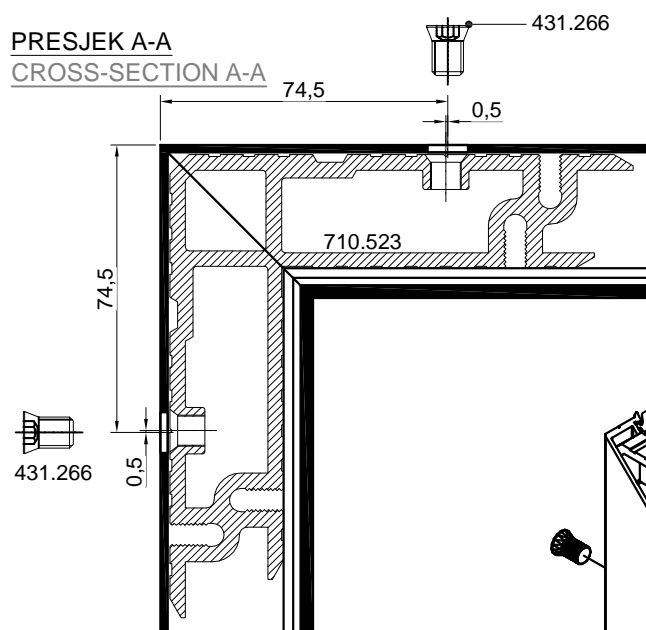


- Spajanje kutnikom **710.404** vijcima M8x10 -tip Feal (431.265)
- Obrada rupe na glodalici (bušilici) vretenastim glodalom (svrdlom) Ø10.5
- Connection with corner bracket **710.404**, screws M8x10 -type Feal (431.265)
- Processing holes on milling machine with end mill Ø10.5

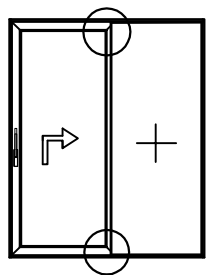




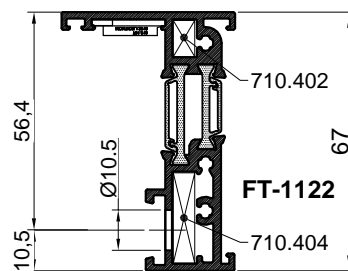
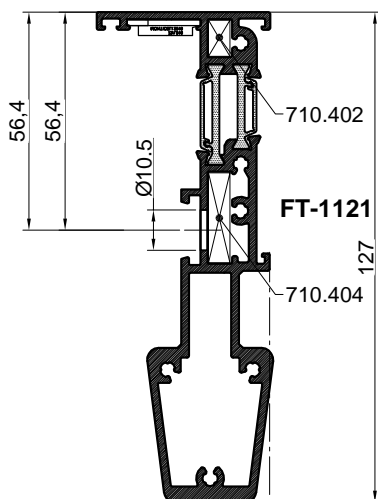
PRESJEK A-A
CROSS-SECTION A-A



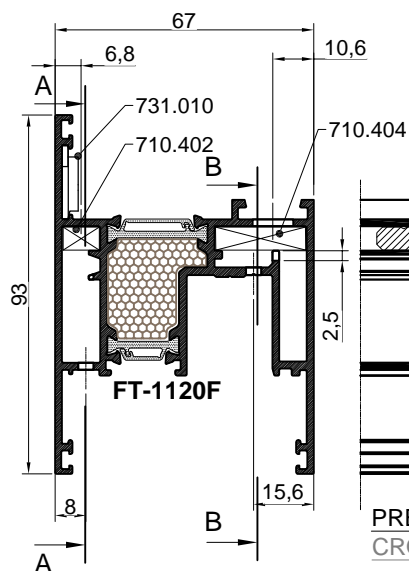
SPAJANJE PROFILA FT-0194F KUTNICIMA
CONNECTION PROFILE FT-0194F WITH CORNER BRACKETS



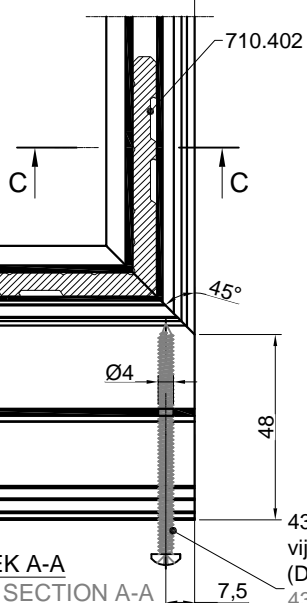
PRESJEK C-C
CROSS SECTION C-C



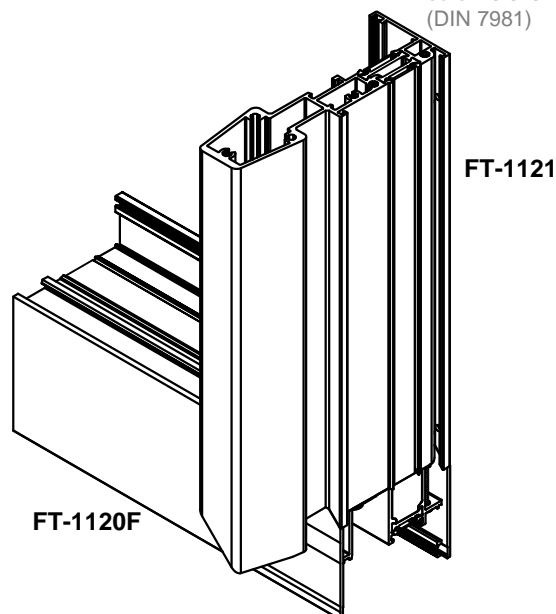
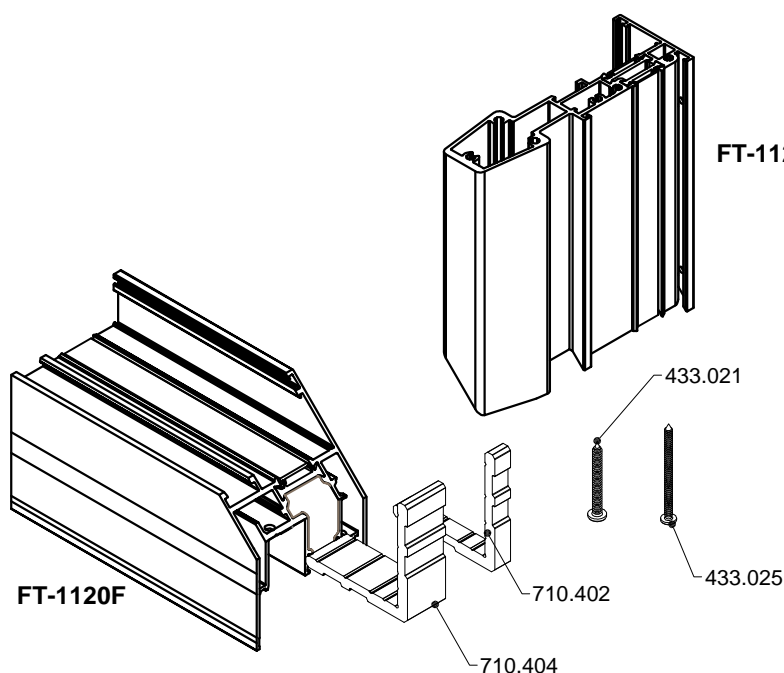
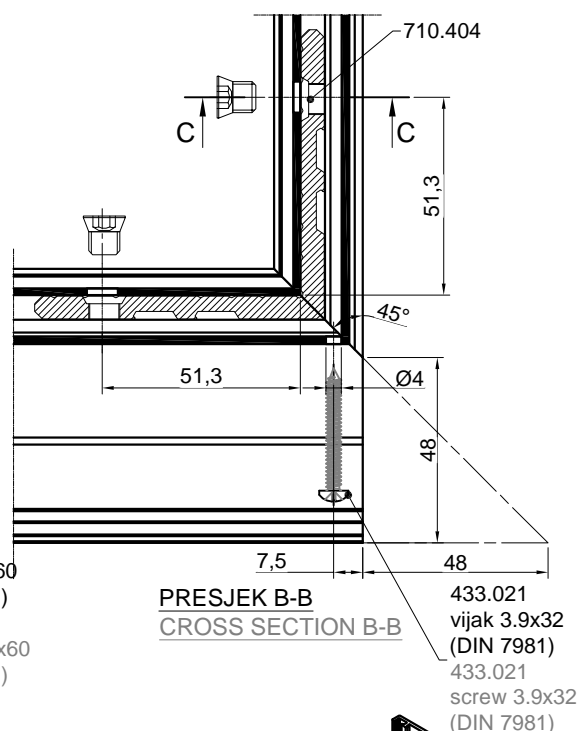
SPAJANJE PROFILA FT-1120F SA PROFILIMA KRILA
FT-1121 I FT-1122 KUTNICIMA
PROFILES CONNECTION FT-1120F WITH SASH
PROFILES FT-1121 AND FT-1122 WITH CORNER
BRACKETS



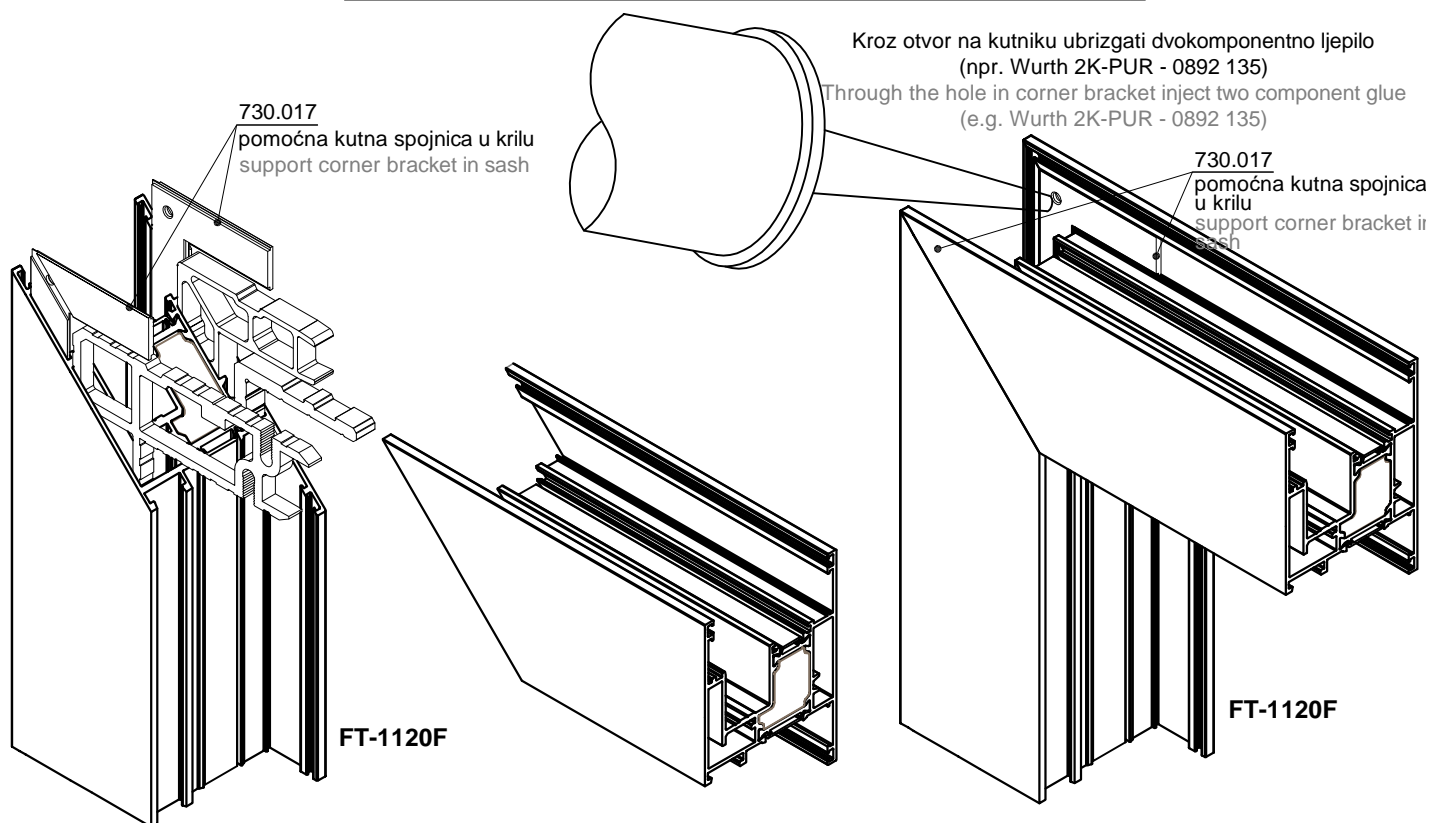
PRESJEK A-A
CROSS SECTION A-A



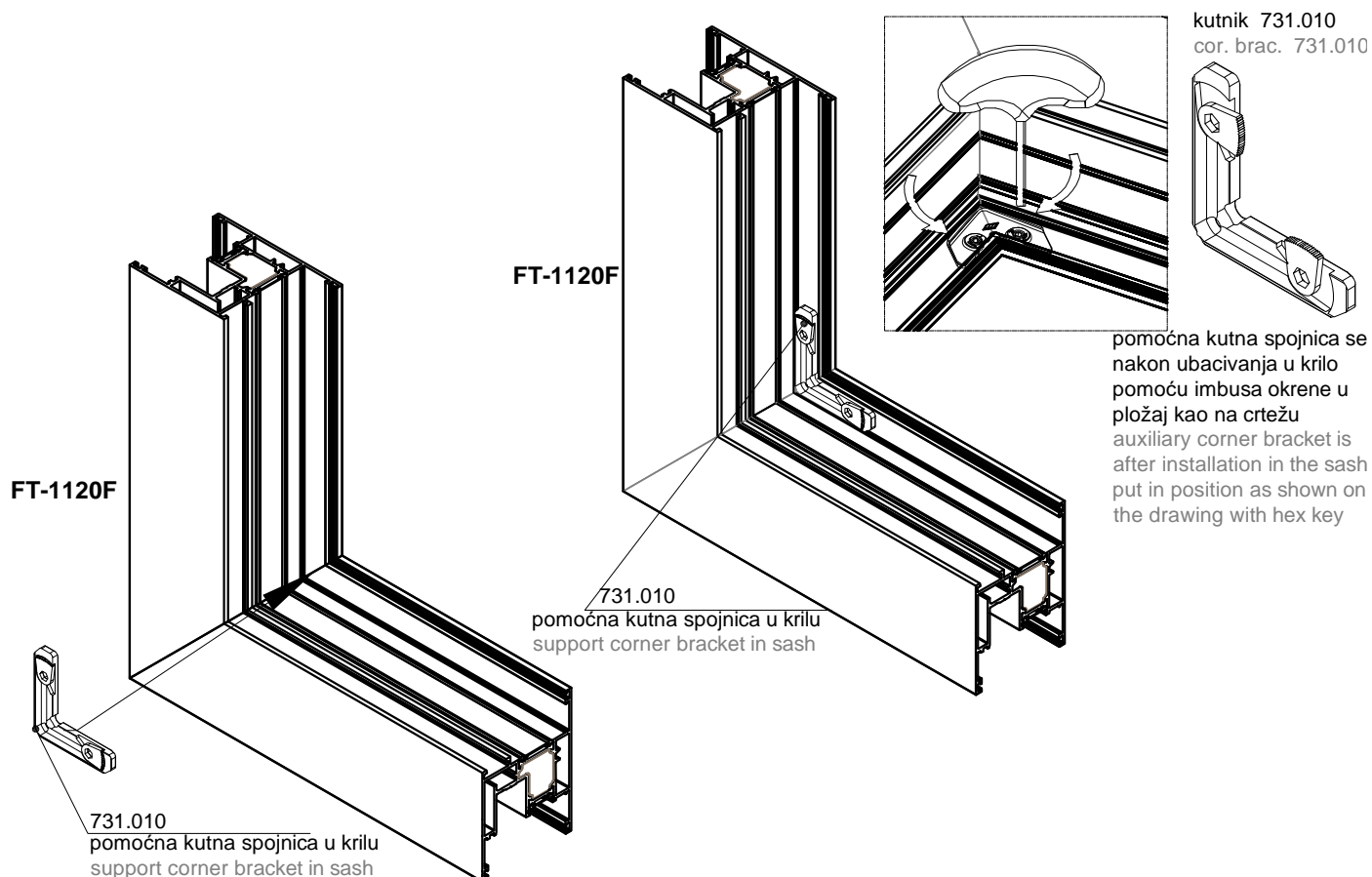
PRESJEK B-B
CROSS SECTION B-B

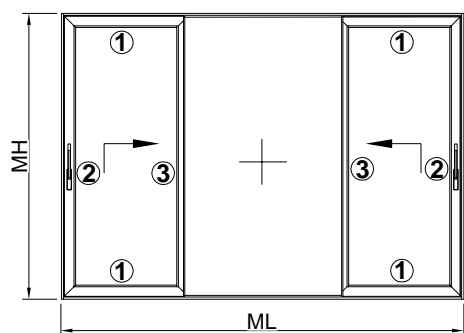
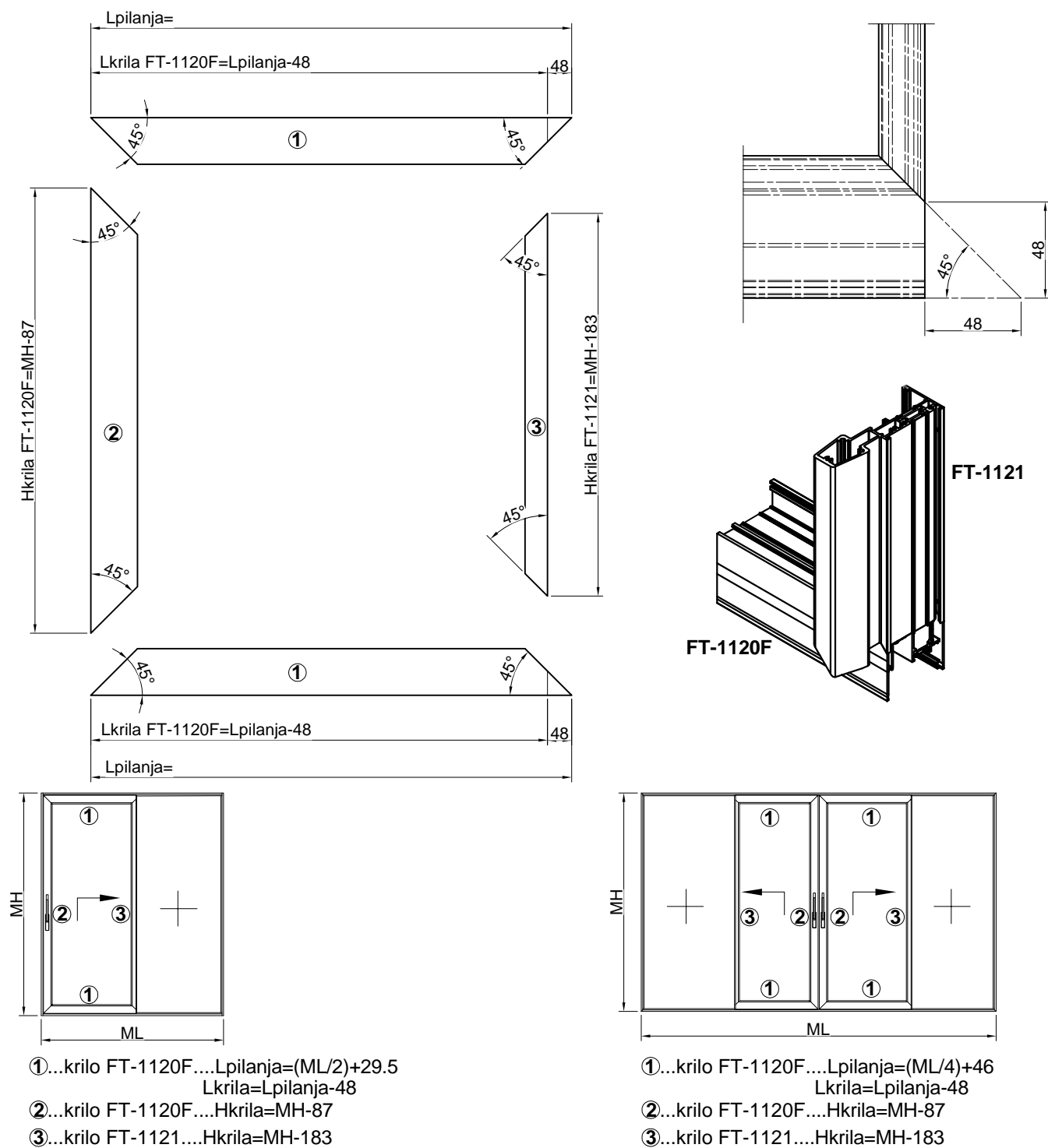


UGRADNJA POMOĆNE KUTNE 730.017 U KRILO FT-1120F
MOUNTING SUPPORT CORNER BRACKET 730.017 IN SASH FT-1120F

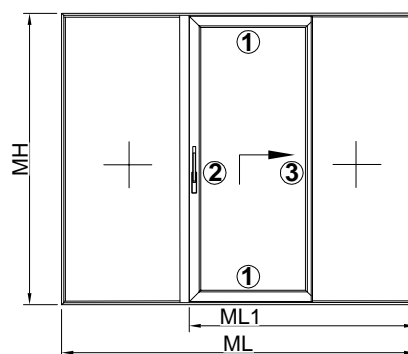


UGRADNJA POMOĆNE KUTNE 731.010 U KRILO FT-1120F
MOUNTING SUPPORT CORNER BRACKET 731.010 IN SASH FT-1120F

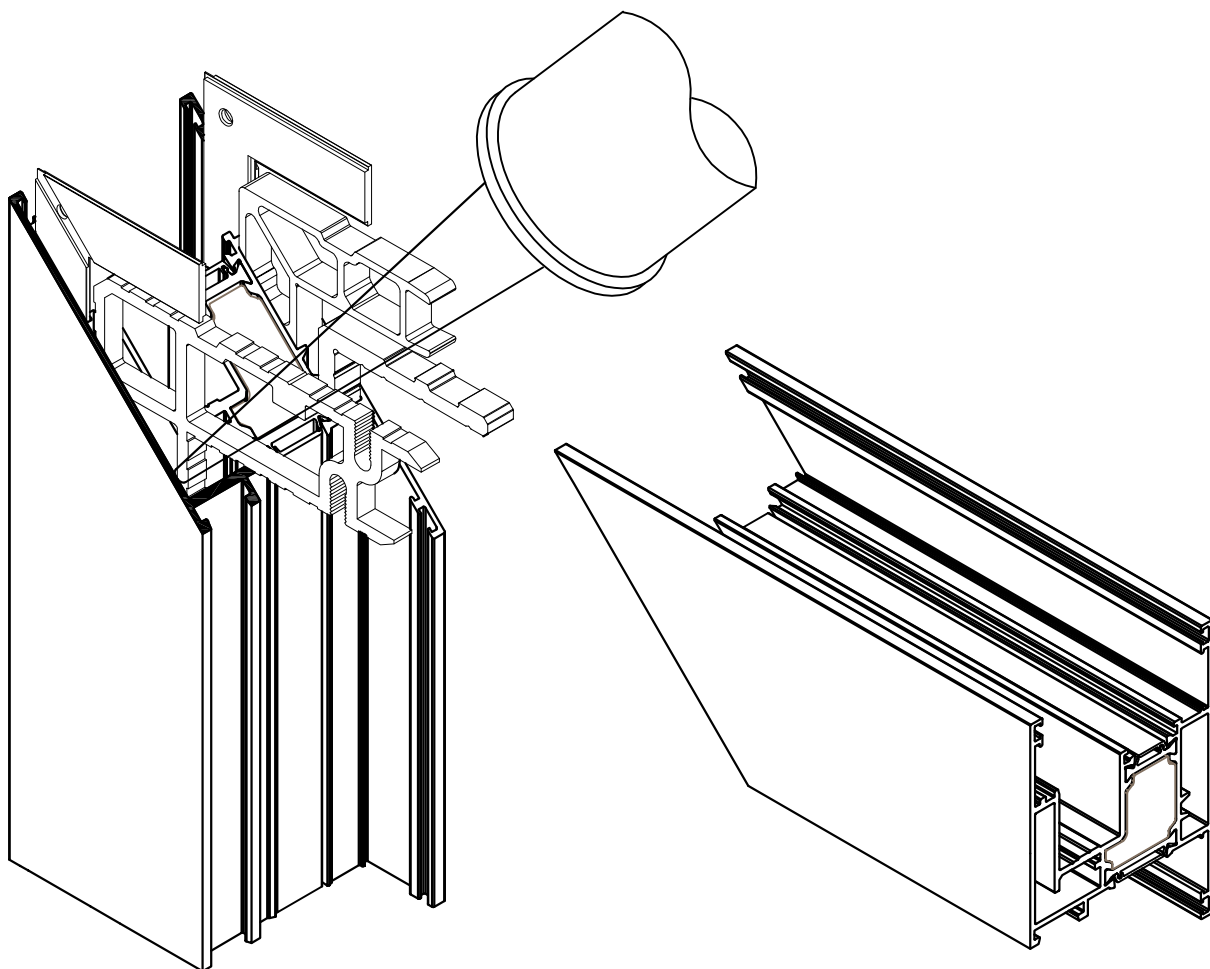




- ①...krilo FT-1120F....Lpilanja=(ML/4)+46
Lkrila=Lpilanja-48
- ②...krilo FT-1120F....Hkrila=MH-87
- ③...krilo FT-1121....Hkrila=MH-183



- ①...krilo FT-1120F....Lpilanja=(ML1/2)+32.5
Lkrila=Lpilanja-48
- ②...krilo FT-1120F....Hkrila=MH-87
- ③...krilo FT-1121....Hkrila=MH-183

SPAJANJE PROFILA KUTNICIMA POD KUTEM OD 90°
PROFILES CONNECTION WITH CORNER BRACKET UNDER 90°

POSTUPAK SPAJANJA PROFILA:

1. Površine koje se spajaju-rezove očistiti i odmastiti prikladnim sredstvom
/npr. Sika Remover 208; Wurth-kat.br.:892 130 30/.
2. Premazati površine koje se spajaju ljepilom za metal
/npr. Sika Force 7851; Wurth-kat.br.:892 130 010/.
3. Ljepilo za metal ušpricati u komore za kutnik (po opsegu komore)
4. Profile s kutnicima izravnati i spojiti
5. Dio ljepila koji iscuri između rezova očistiti sredstvom za čišćenje i odmašćivanje
/npr. Sika Remover 208; Wurth-kat.br.:892 130 30/.

NAPOMENA:

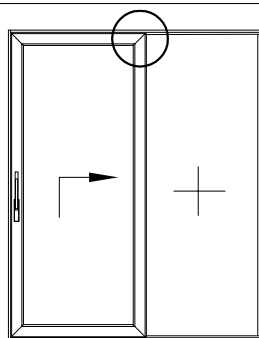
Ovaj postupak spajanja profila primjenjiv je za sve Feal-ove kutnike i njima odgovarajuće komore. Lijepljenjem rezova i kutnika ljepilima za metal osigurava se potrebna zrako- i vodonepropusnosti spoja kao i dodatna mehanička čvrstoća spoja.

PROFILE CONNECTION PROCEDURE:

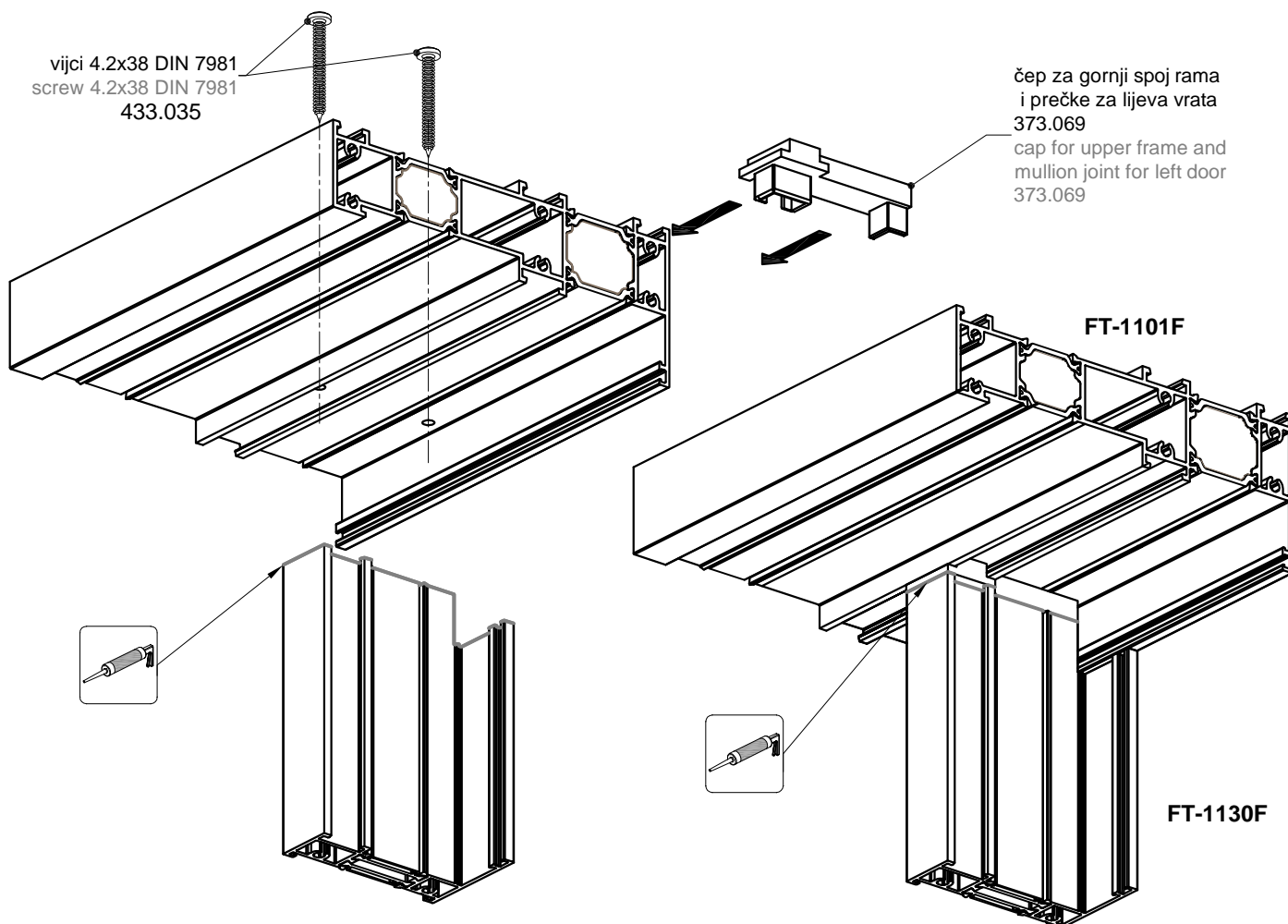
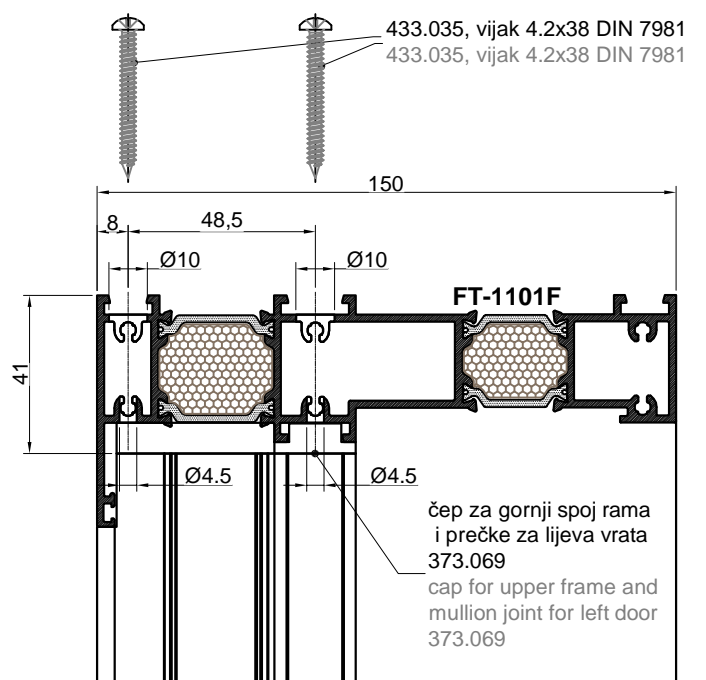
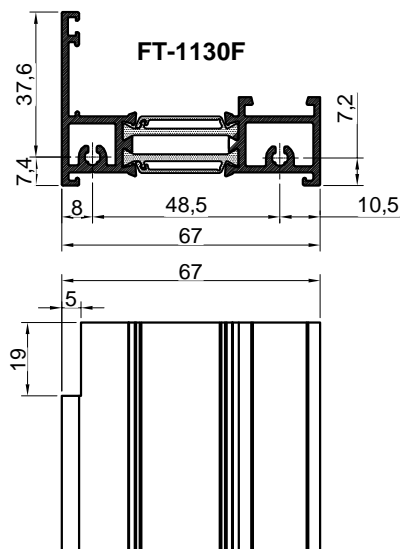
1. Surfaces that are connecting - clean and degrease the cut with suitable products
/e.g. Sika Remover 208; Wurth-kat. no.:892 130 30/.
2. Smear surfaces that are connecting with metal glue
/e.g. Sika Force 7851; Wurth-kat.no.:892 130 010/.
3. Spurt metal glue into chambers for the corner bracket (on chamber circumference)
4. Level profiles with corner brackets and connect
5. Leaking glue that comes from the joints remove with cleaning and degrease product
/e.g. Sika Remover 208; Wurth-kat.no.:892 130 30/.

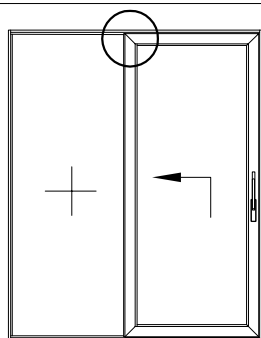
REMARK:

This profile connection procedure is applicable for all Feal corner brackets and their appropriate chambers. Gluing cuts and corners with metal glues provides necessary air and water tightness of the joint and additional mechanical properties.

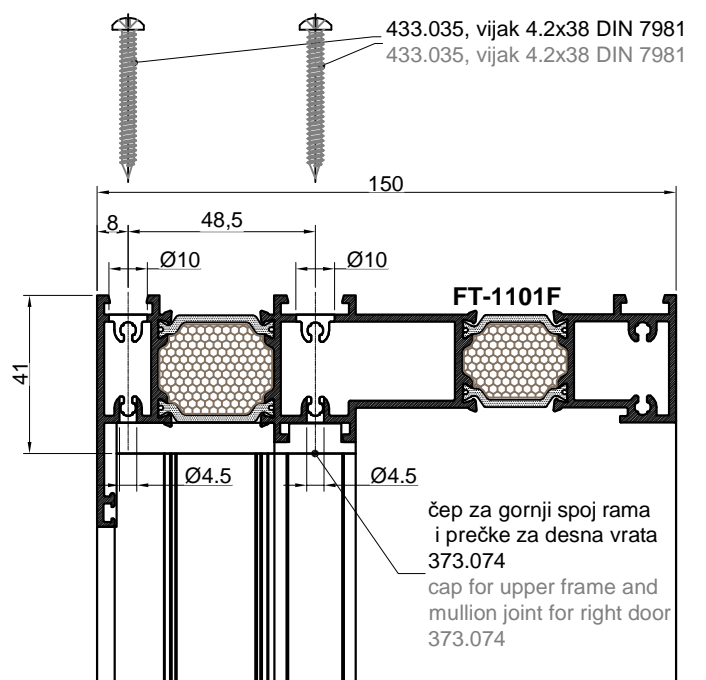
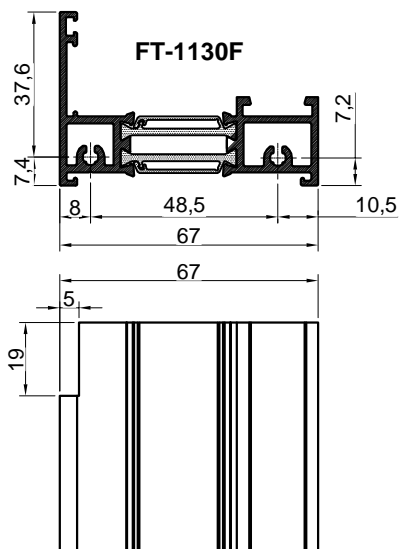


- Obrada al profila prečke FT-1130F prema profilu rama FT-1101F (spajanje vijcima 4.2x38 DIN 7981)
- Processing of al mullion profile FT-1130F towards frame profile FT-1101F (connection with screws 4.2x38 DIN 7981)



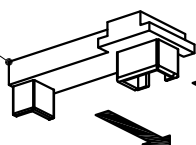


- Obrada al profila prečke FT-1130F prema profilu rama FT-1101F (spajanje vijcima 4.2x38 DIN 7981)
- Processing of al mullion profile FT-1130F towards frame profile FT-1101F (connection with screws 4.2x38 DIN 7981)

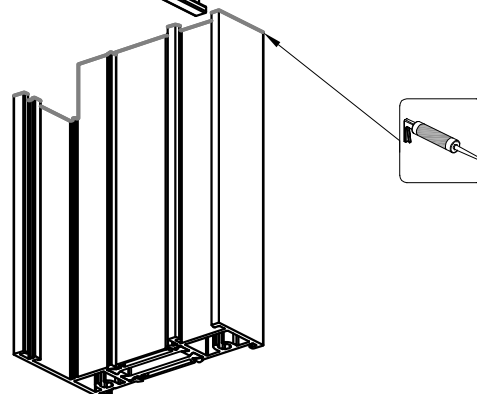
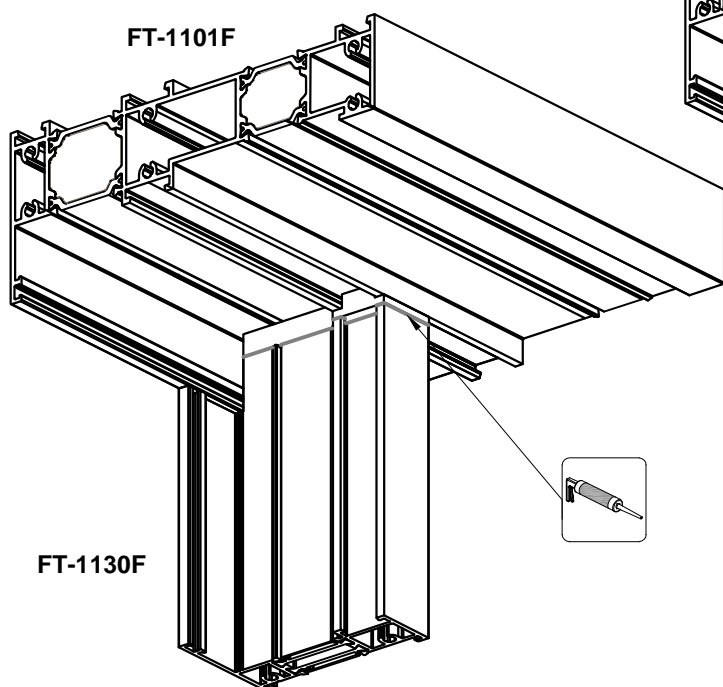


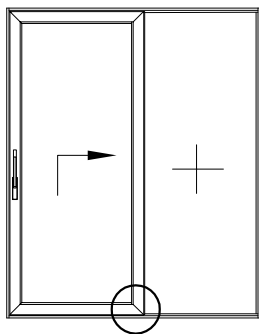
čep za gornji spoj rama
i prečke za desna vrata
373.074

cap for upper frame
and
mullion joint for right
door
373.074

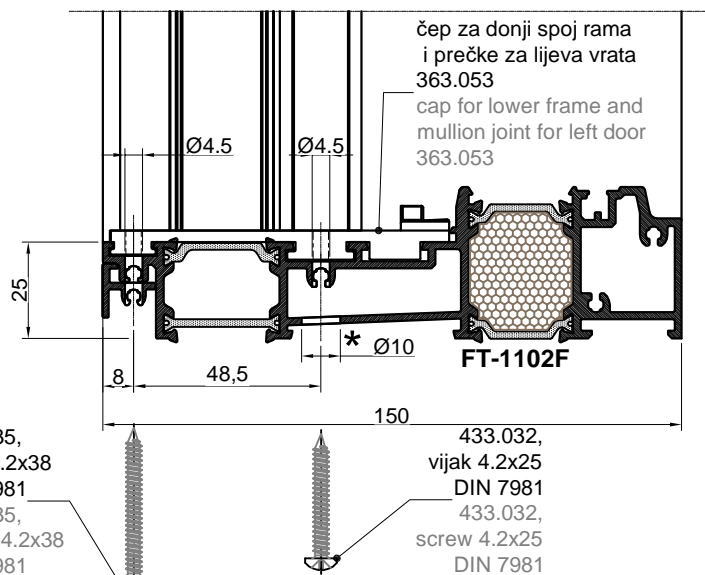
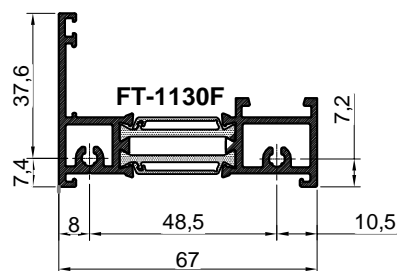
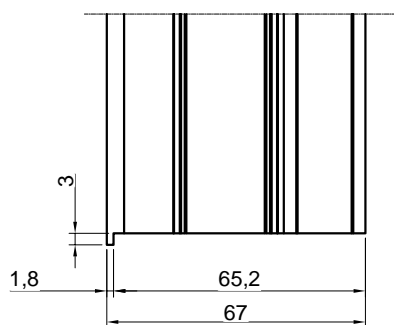


vijci 4.2x38 DIN 7981
screw 4.2x38 DIN 7981
433.035



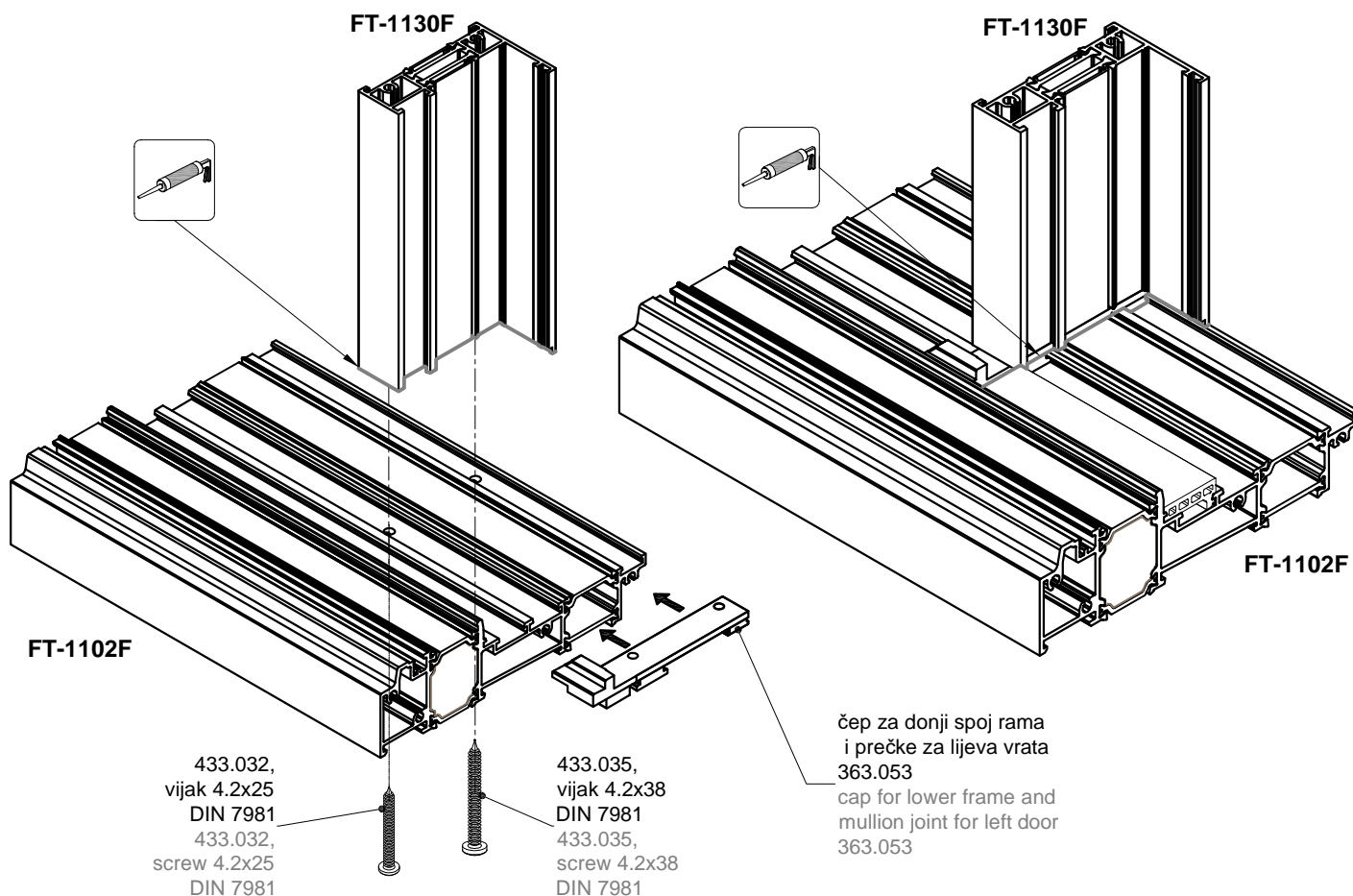


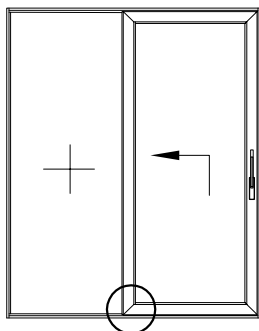
- Obrada al profila prečke FT-1130F prema profilu rama FT-1102F (spajanje vijcima 4.2x38 DIN 7981, 4.2x25 DIN 7981)
- Processing of al mullion profile FT-1130F towards frame profile FT-1102F (connection with screws 4.2x38 DIN 7981, 4.2x25 DIN 7981)



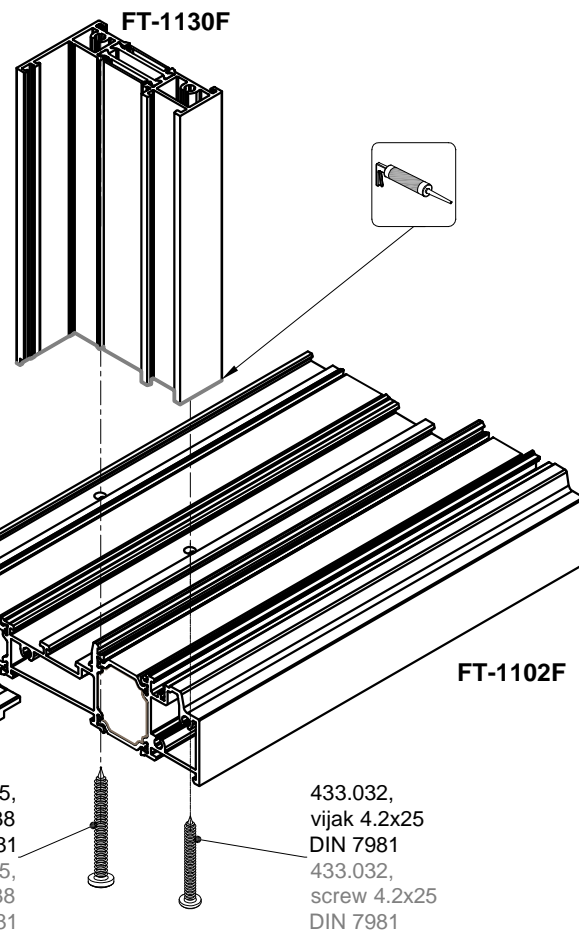
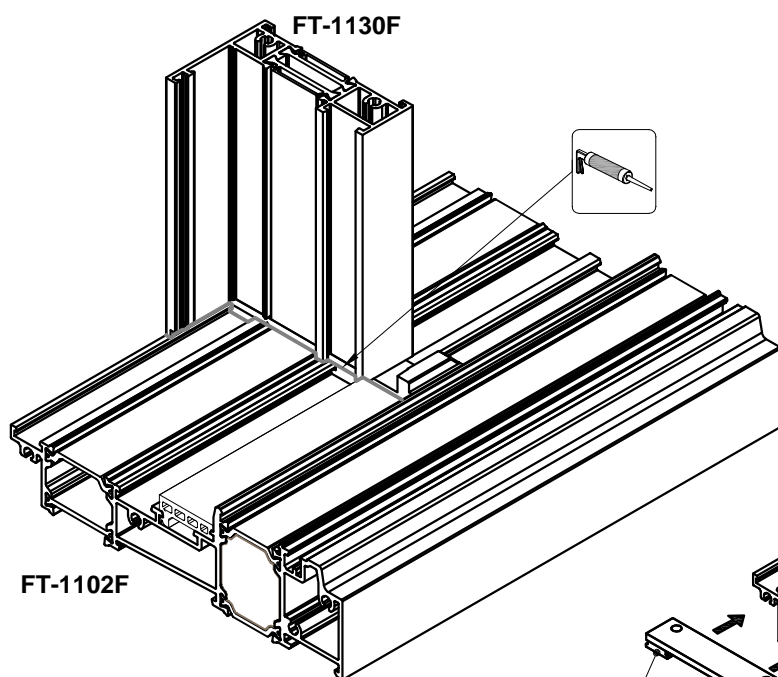
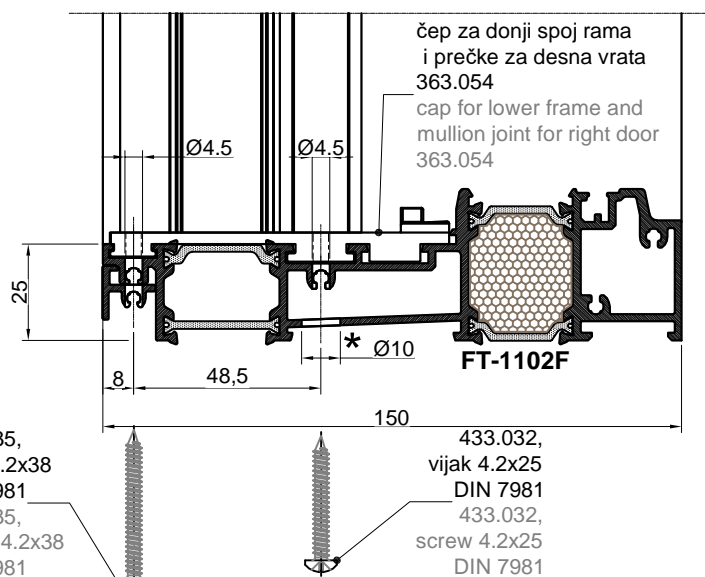
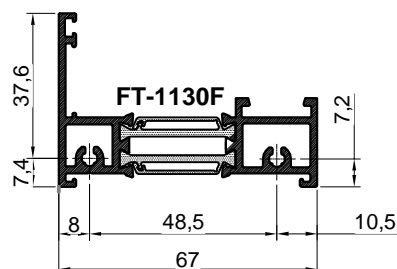
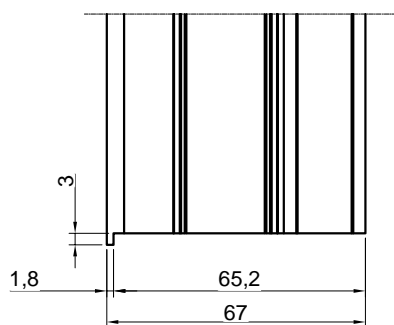
433.035,
vijak 4.2x38
DIN 7981
433.035,
screw 4.2x38
DIN 7981

433.032,
vijak 4.2x25
DIN 7981
433.032,
screw 4.2x25
DIN 7981





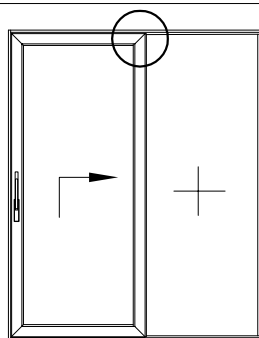
- Obrada al profila prečke FT-1130F prema profilu rama FT-1102F (spajanje vijcima 4.2x38 DIN 7981, 4.2x25 DIN 7981)
- Processing of al mullion profile FT-1130F towards frame profile FT-1102F (connection with screws 4.2x38 DIN 7981, 4.2x25 DIN 7981)



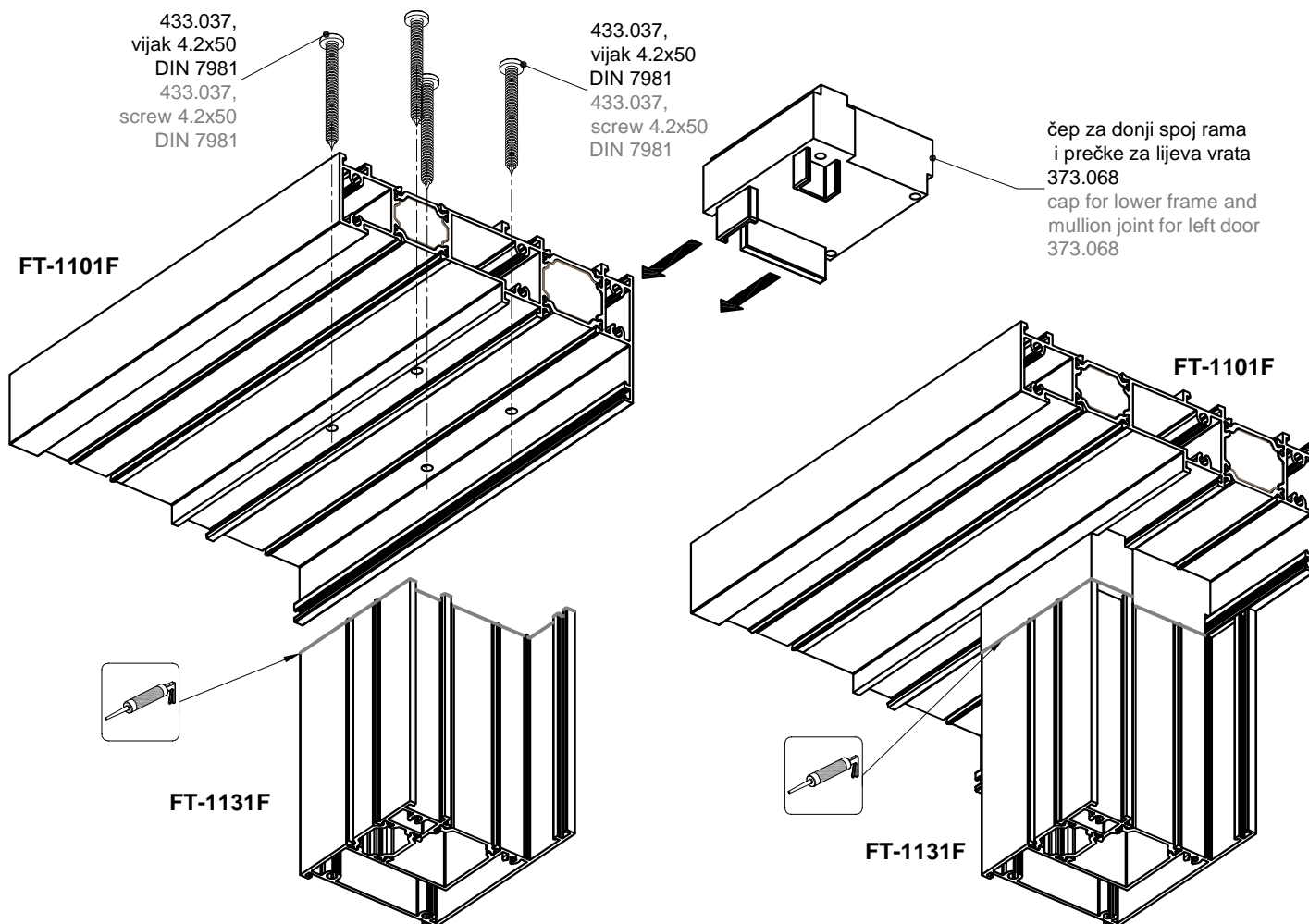
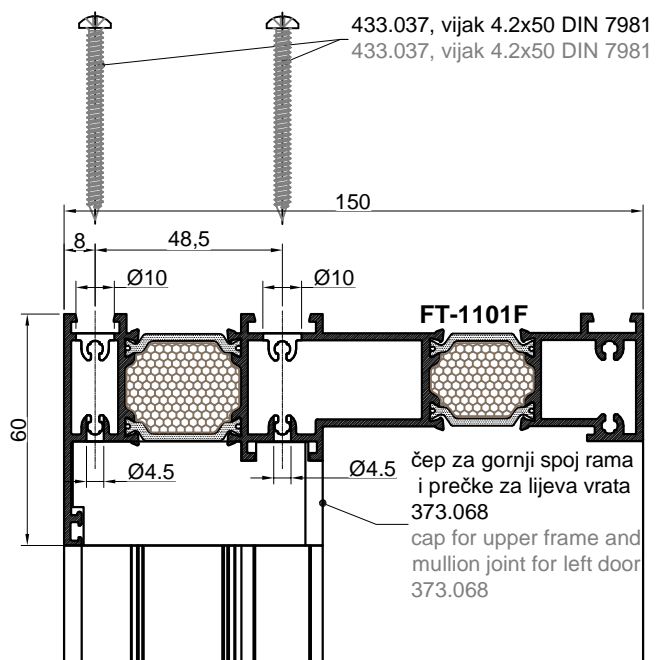
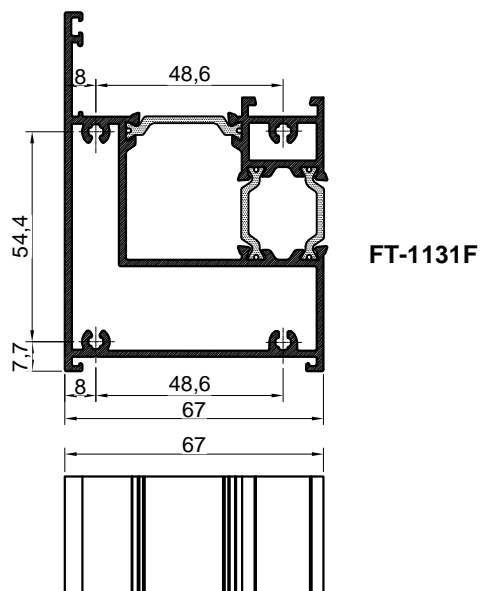
čep za donji spoj rama
i prečke za desna vrata
363.054
cap for lower frame and
mullion joint for right
door
363.054

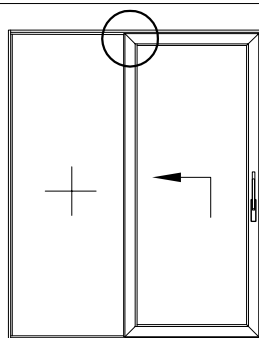
433.035,
vijak 4.2x38
DIN 7981
433.035,
screw 4.2x38
DIN 7981

433.032,
vijak 4.2x25
DIN 7981
433.032,
screw 4.2x25
DIN 7981

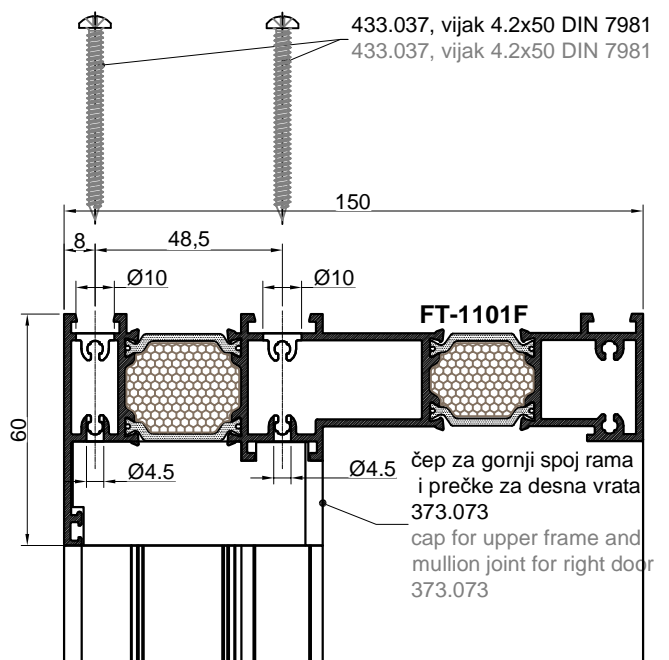
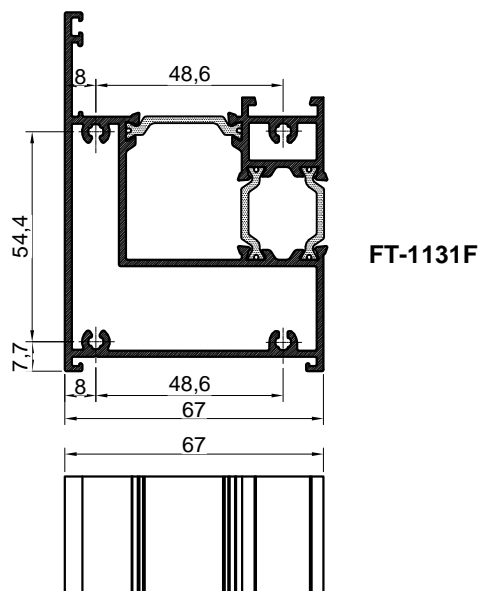


- Obrada al profila prečke FT-1131F prema profilu rama FT-1101F (spajanje vijcima 4.2x50 DIN 7981)
- Processing of al mullion profile FT-1131F towards frame profile FT-1101F (connection with screws 4.2x50 DIN 7981)





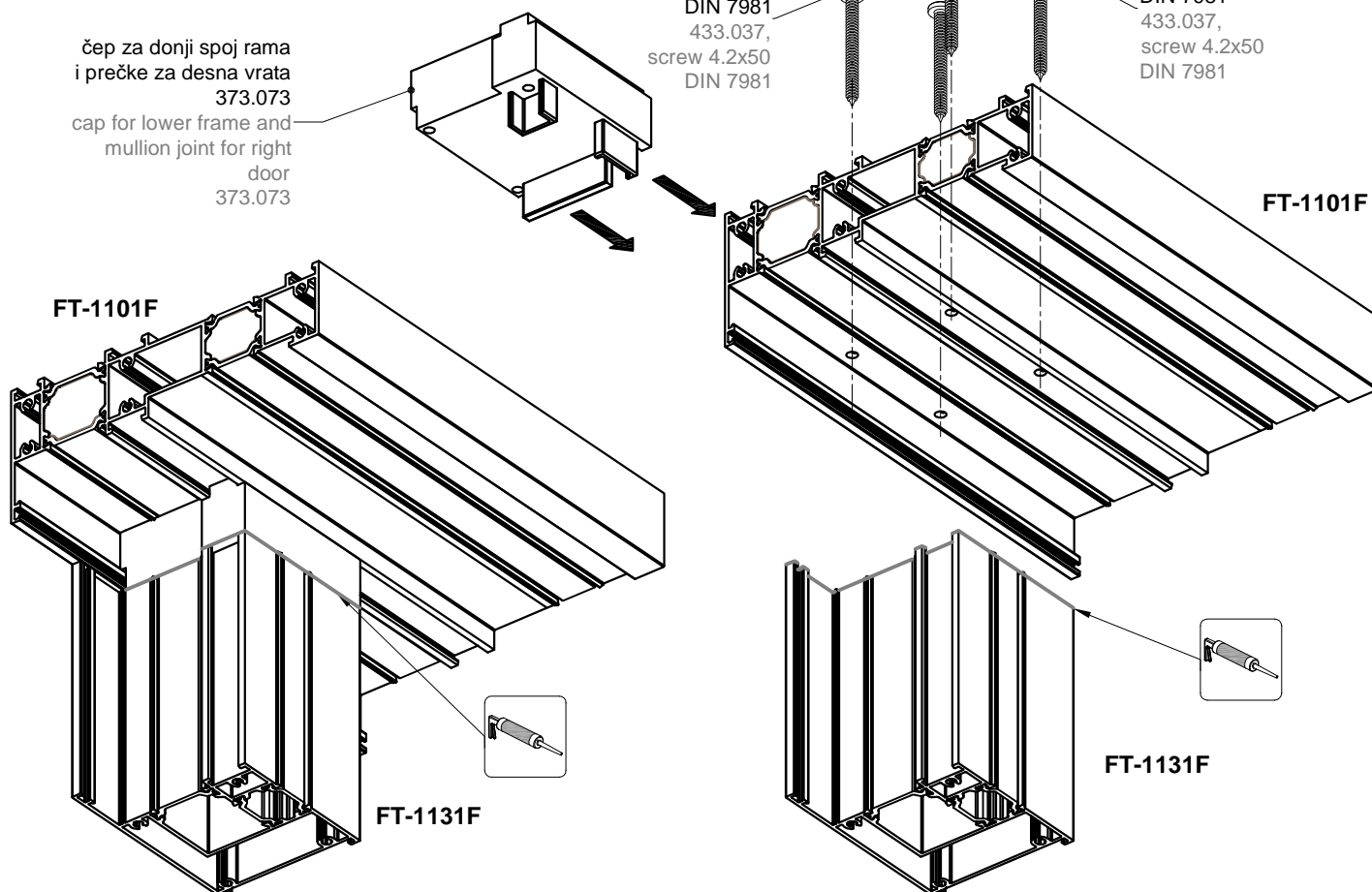
- Obrada al profila prečke FT-1131F prema profilu rama FT-1101F (spajanje vijcima 4.2x50 DIN 7981)
- Processing of al mullion profile FT-1131F towards frame profile FT-1101F (connection with screws 4.2x50 DIN 7981)

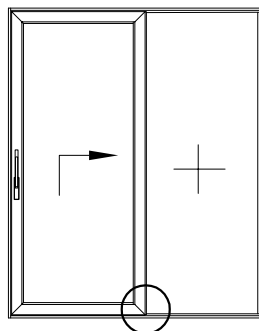


čep za donji spoj rama
i prečke za desna vrata
373.073
cap for lower frame and
mullion joint for right
door
373.073

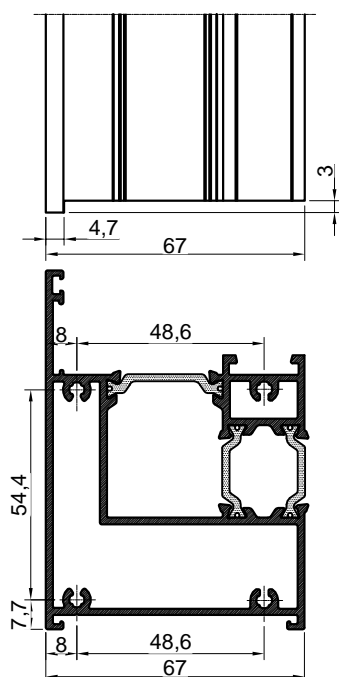
433.037,
vijak 4.2x50
DIN 7981
433.037,
screw 4.2x50
DIN 7981

433.037,
vijak 4.2x50
DIN 7981
433.037,
screw 4.2x50
DIN 7981

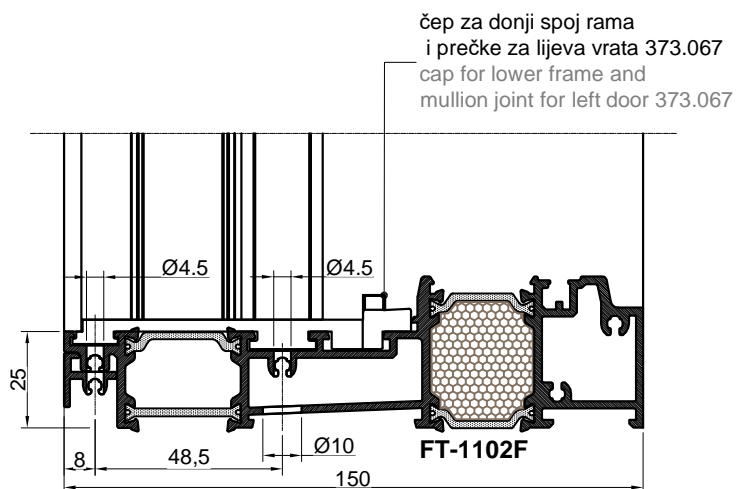




- Obrada al profila prečke FT-1131F prema profilu rama FT-1102F (spajanje vijcima 4.2x38 DIN 7981, 4.2x32 DIN 7981)
- Processing of al mullion profile FT-1131F towards frame profile FT-1102F (connection with screws 4.2x38 DIN 7981, 4.2x32 DIN 7981)



FT-1131F

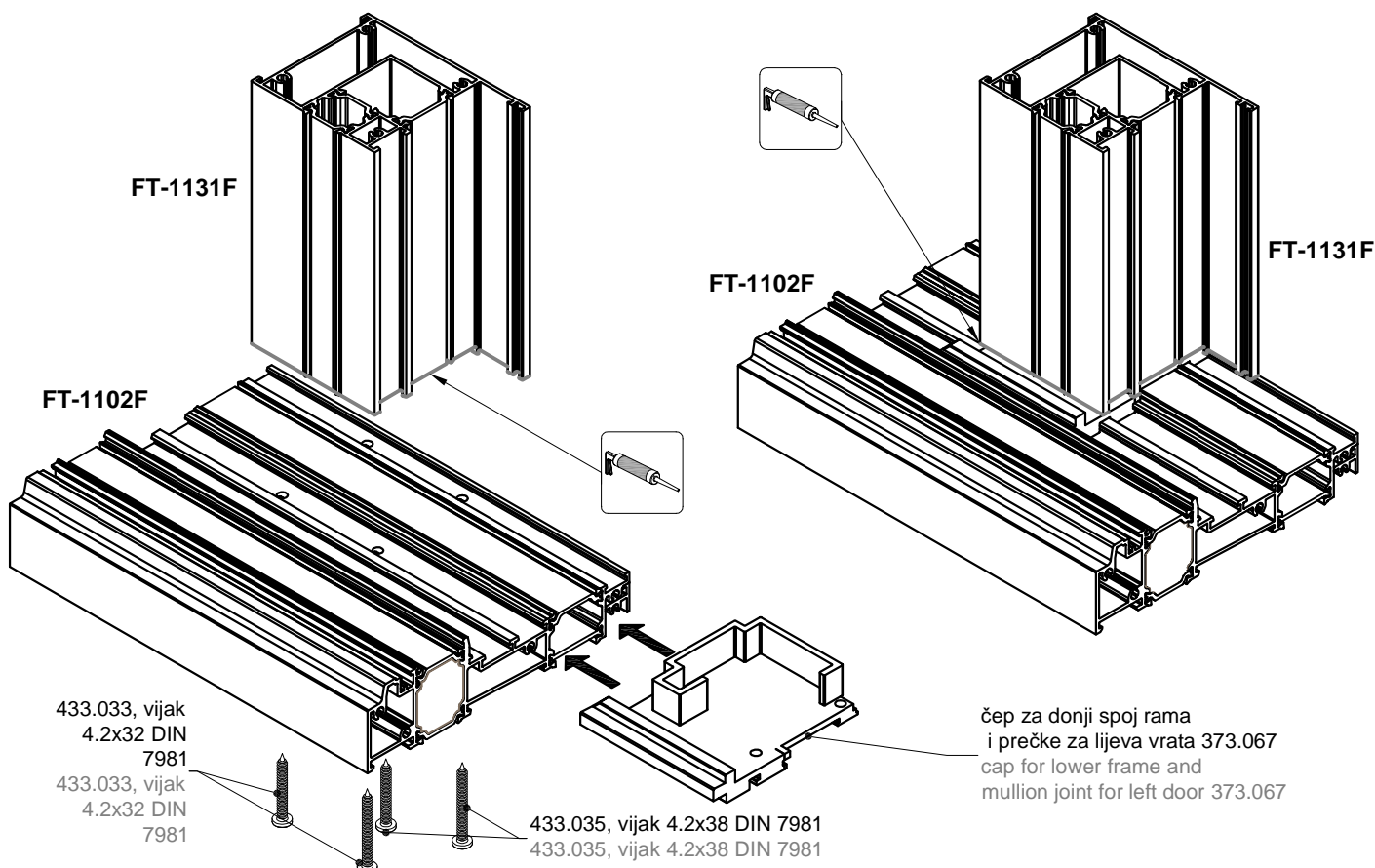


čep za donji spoj rama
i prečke za lijeva vrata 373.067
cap for lower frame and
mullion joint for left door 373.067

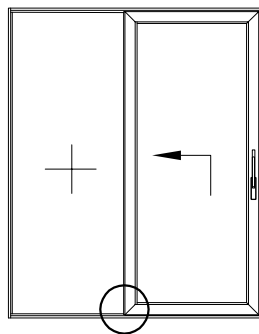


433.033, vijak 4.2x32 DIN 7981
433.033, vijak 4.2x32 DIN 7981

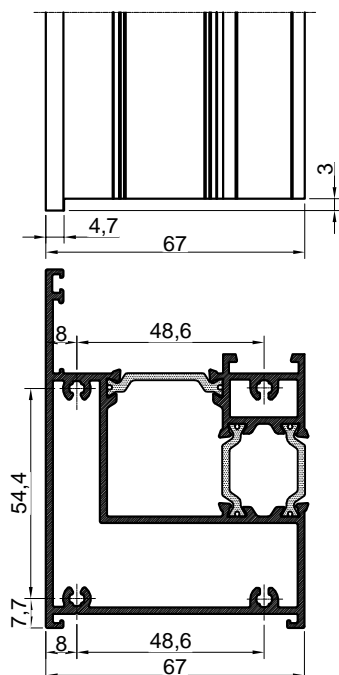
433.035, vijak 4.2x38 DIN 7981
433.035, vijak 4.2x38 DIN 7981



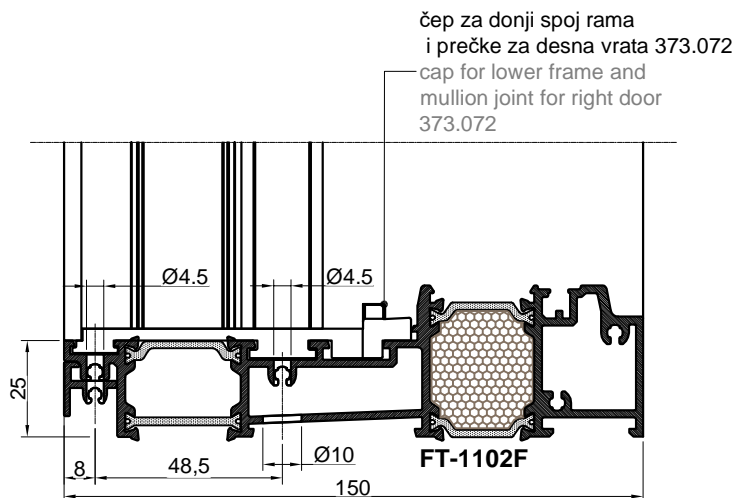
čep za donji spoj rama
i prečke za lijeva vrata 373.067
cap for lower frame and
mullion joint for left door 373.067



- Obrada al profila prečke FT-1131F prema profilu rama FT-1102F (spajanje vijcima 4.2x38 DIN 7981, 4.2x32 DIN 7981)
- Processing of al mullion profile FT-1131F towards frame profile FT-1102F (connection with screws 4.2x38 DIN 7981, 4.2x32 DIN 7981)

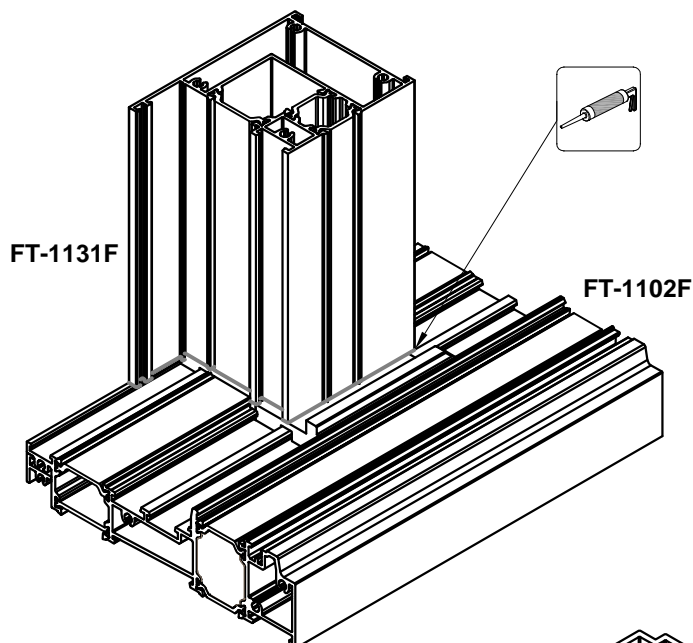


FT-1131F



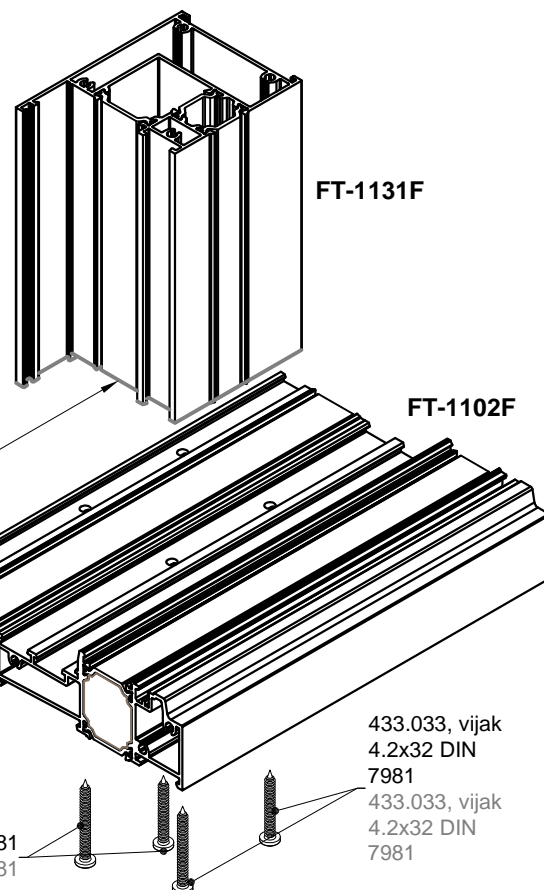
433.033, vijak 4.2x32 DIN 7981
433.033, vijak 4.2x32 DIN 7981

433.035, vijak 4.2x38 DIN 7981
433.035, vijak 4.2x38 DIN 7981



FT-1131F

FT-1102F



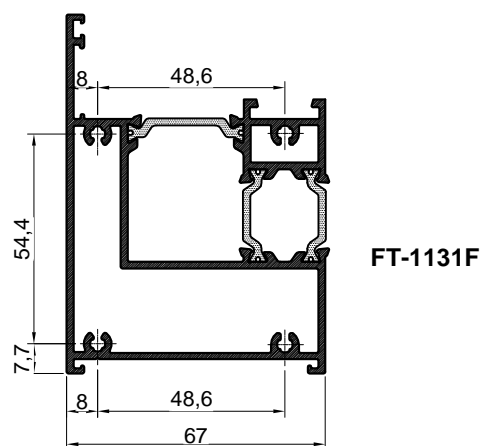
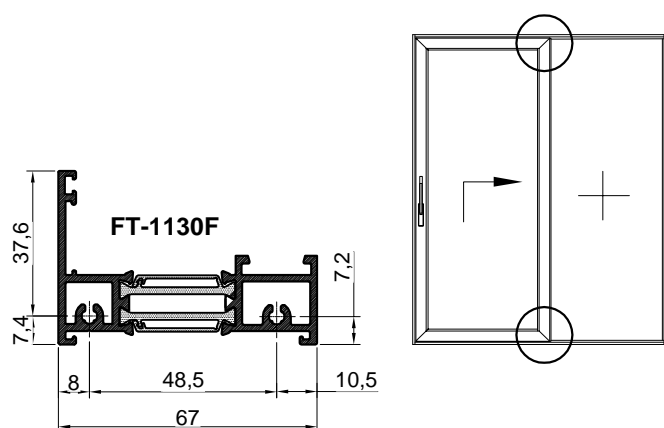
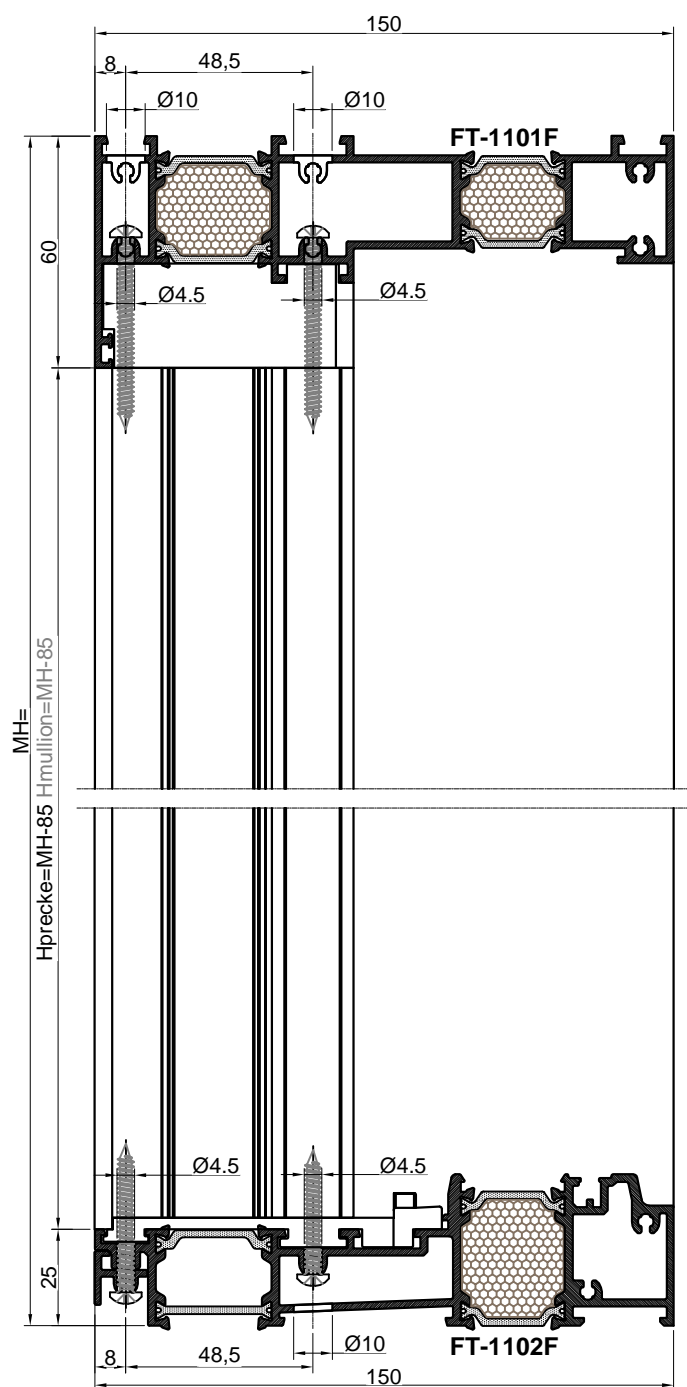
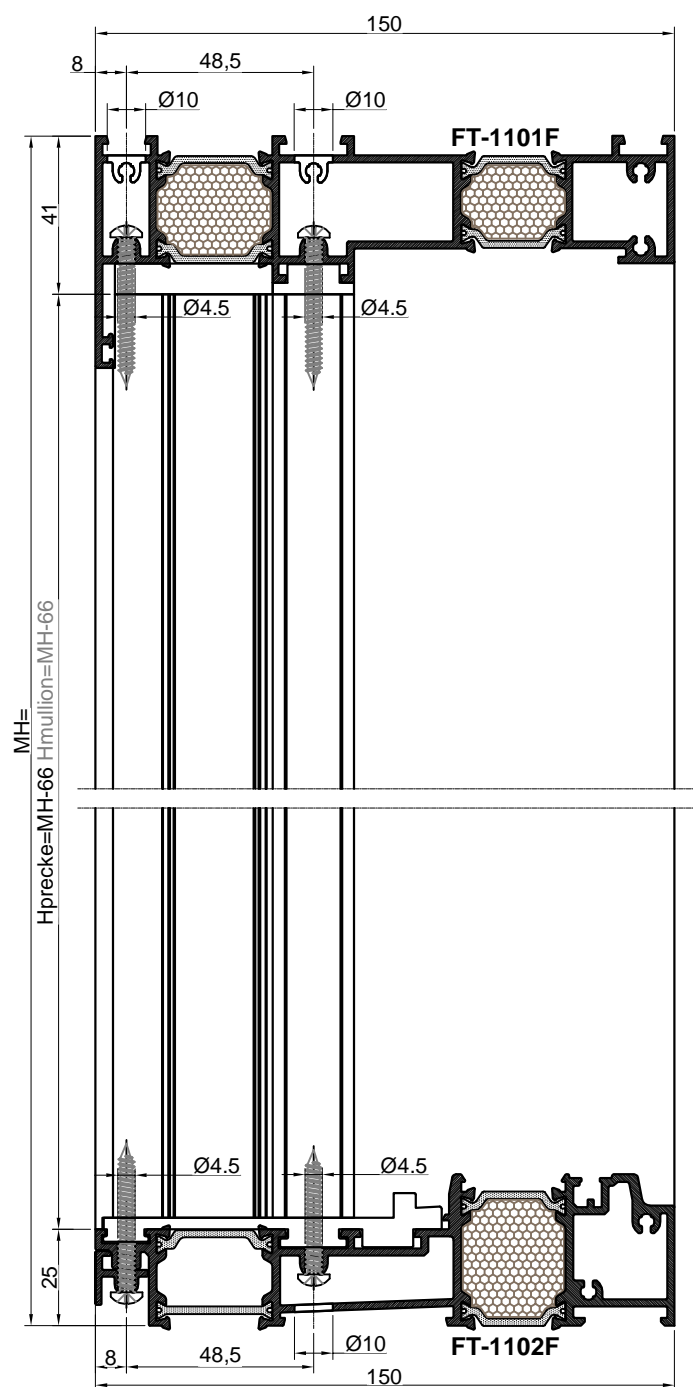
FT-1131F

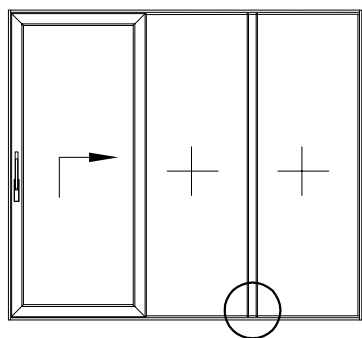
FT-1102F

čep za donji spoj rama
i prečke za desna vrata 373.072
cap for lower frame and
mullion joint for right door
373.072

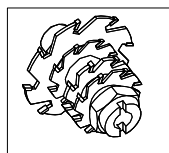
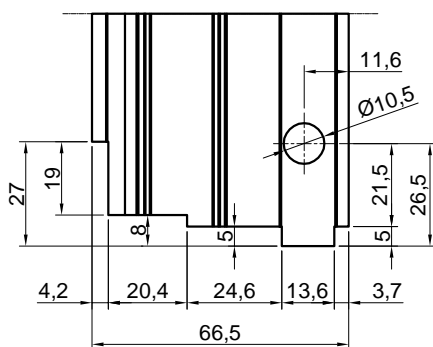
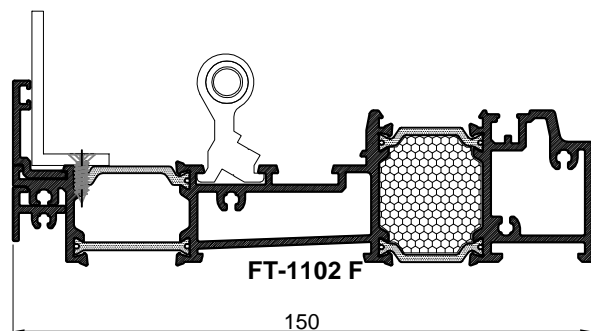
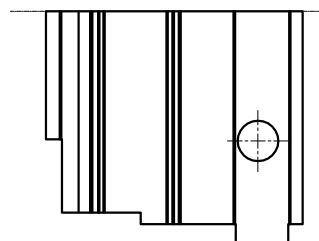
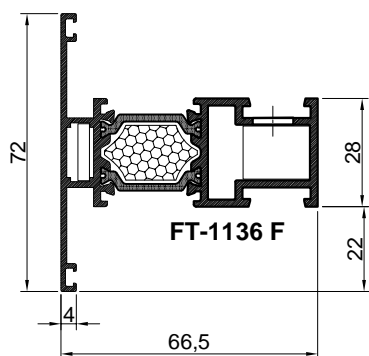
433.035, vijak 4.2x38 DIN 7981
433.035, vijak 4.2x38 DIN 7981

433.033, vijak
4.2x32 DIN
7981
433.033, vijak
4.2x32 DIN
7981

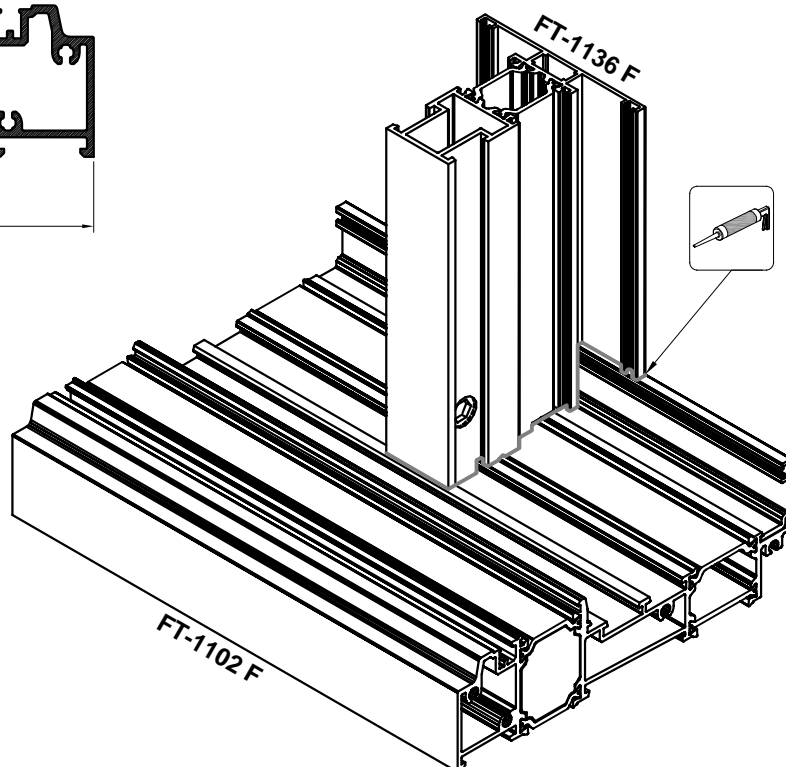
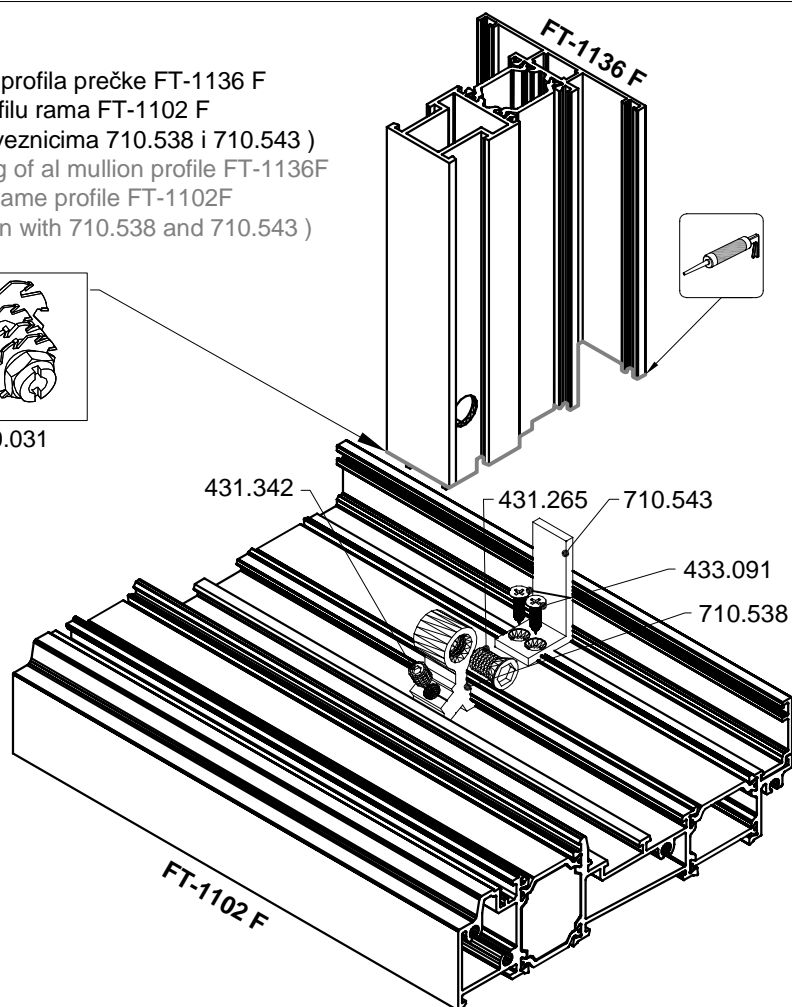


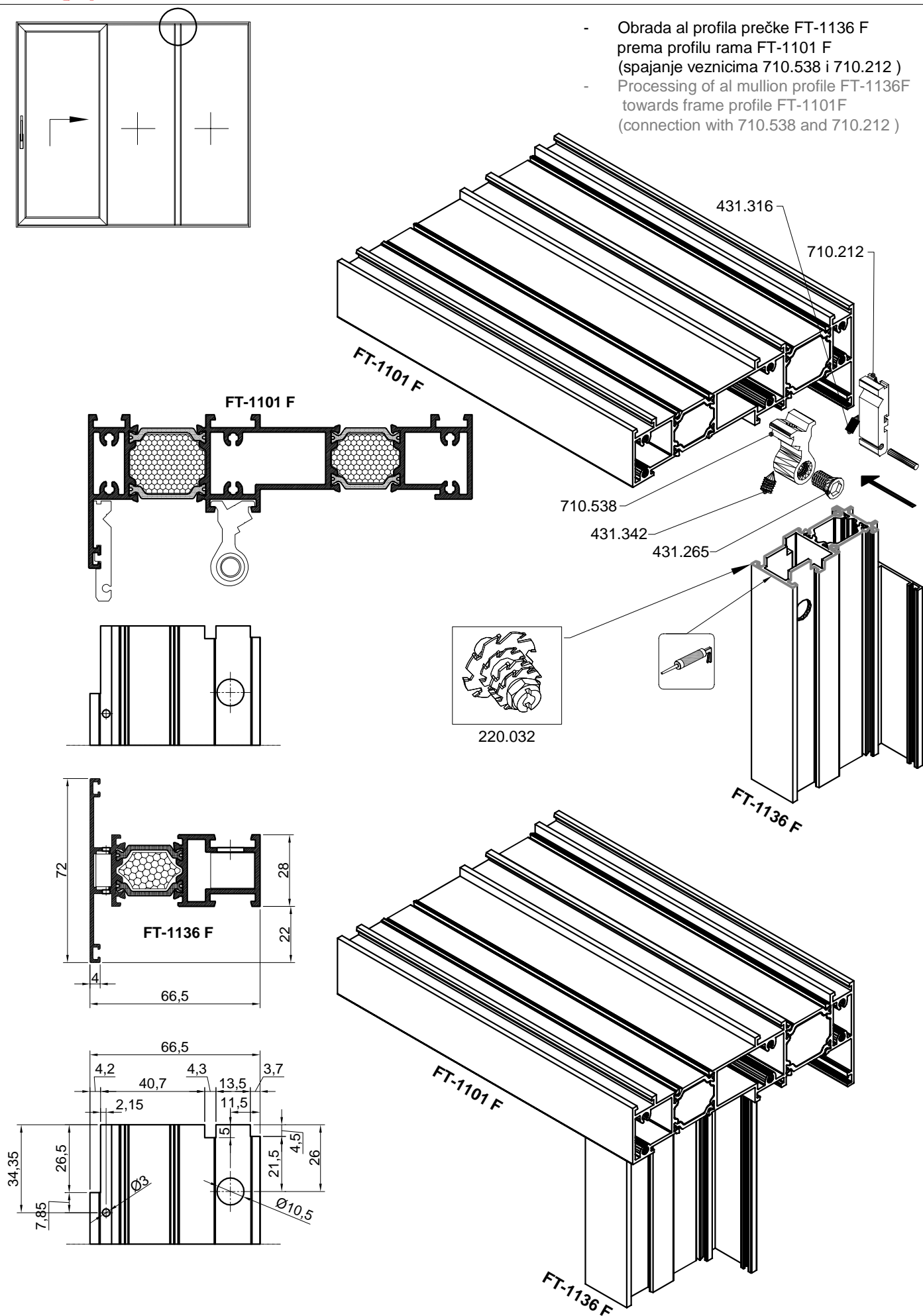


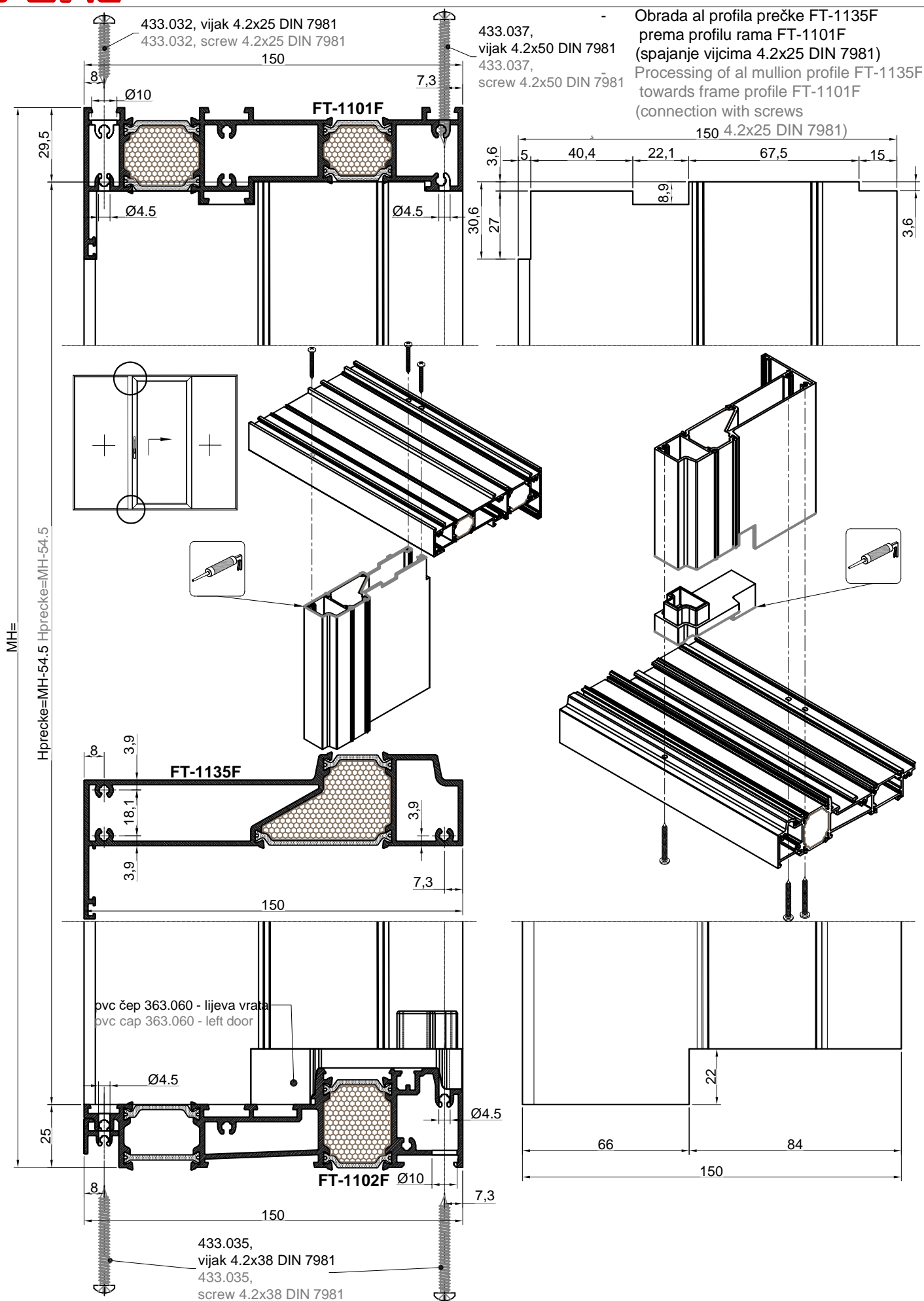
- Obrada al profila prečke FT-1136 F prema profilu rama FT-1102 F (spajanje veznicima 710.538 i 710.543)
- Processing of al mullion profile FT-1136F towards frame profile FT-1102F (connection with 710.538 and 710.543)

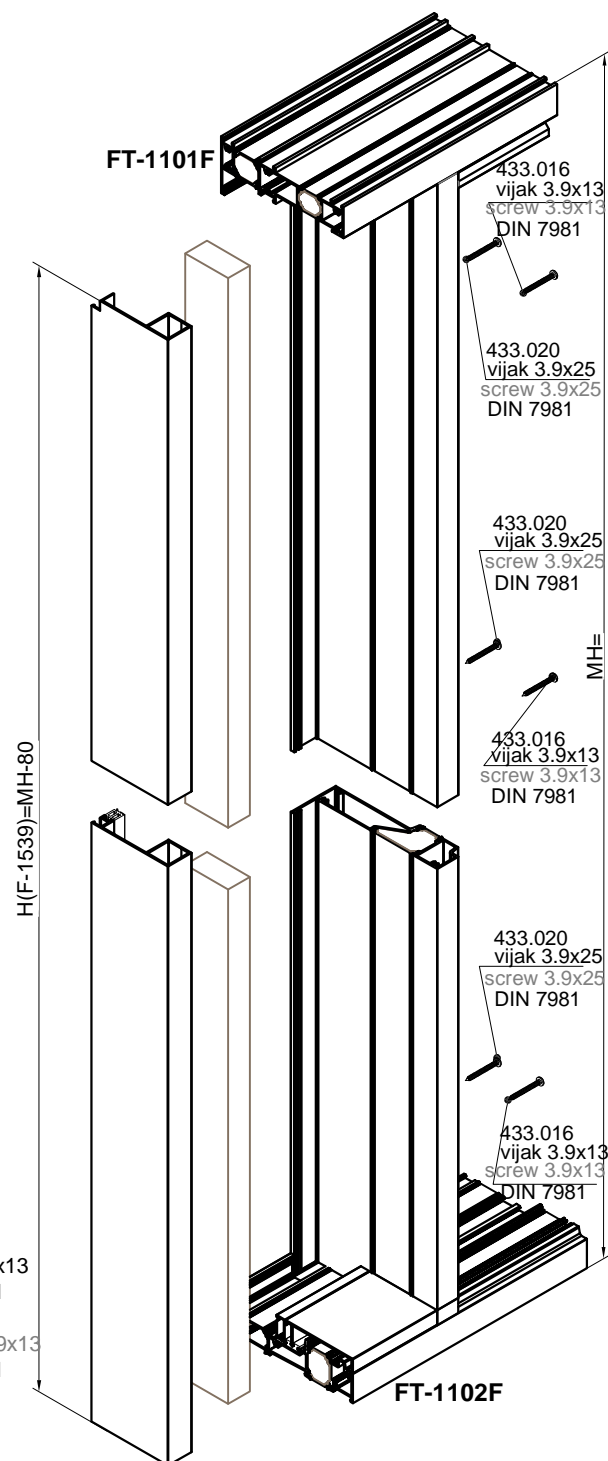
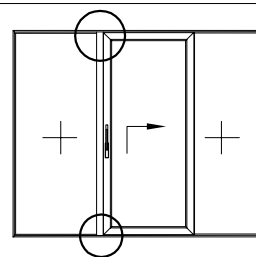
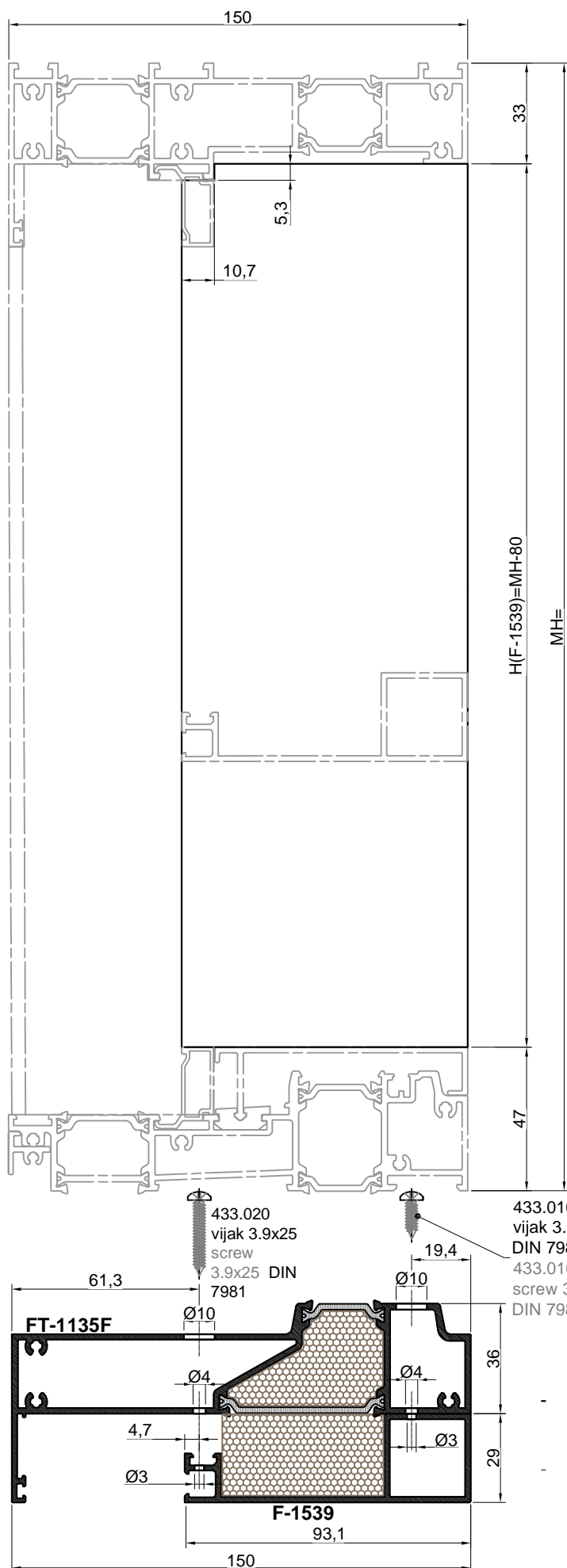


220.031

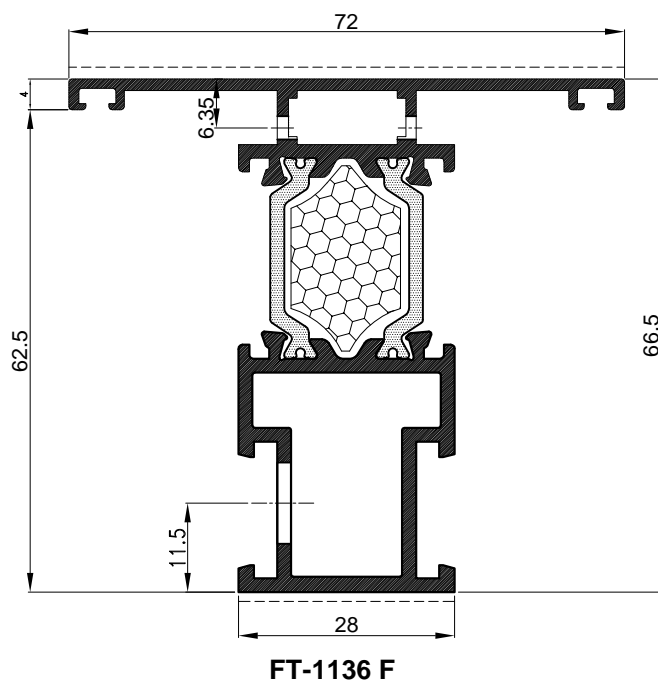


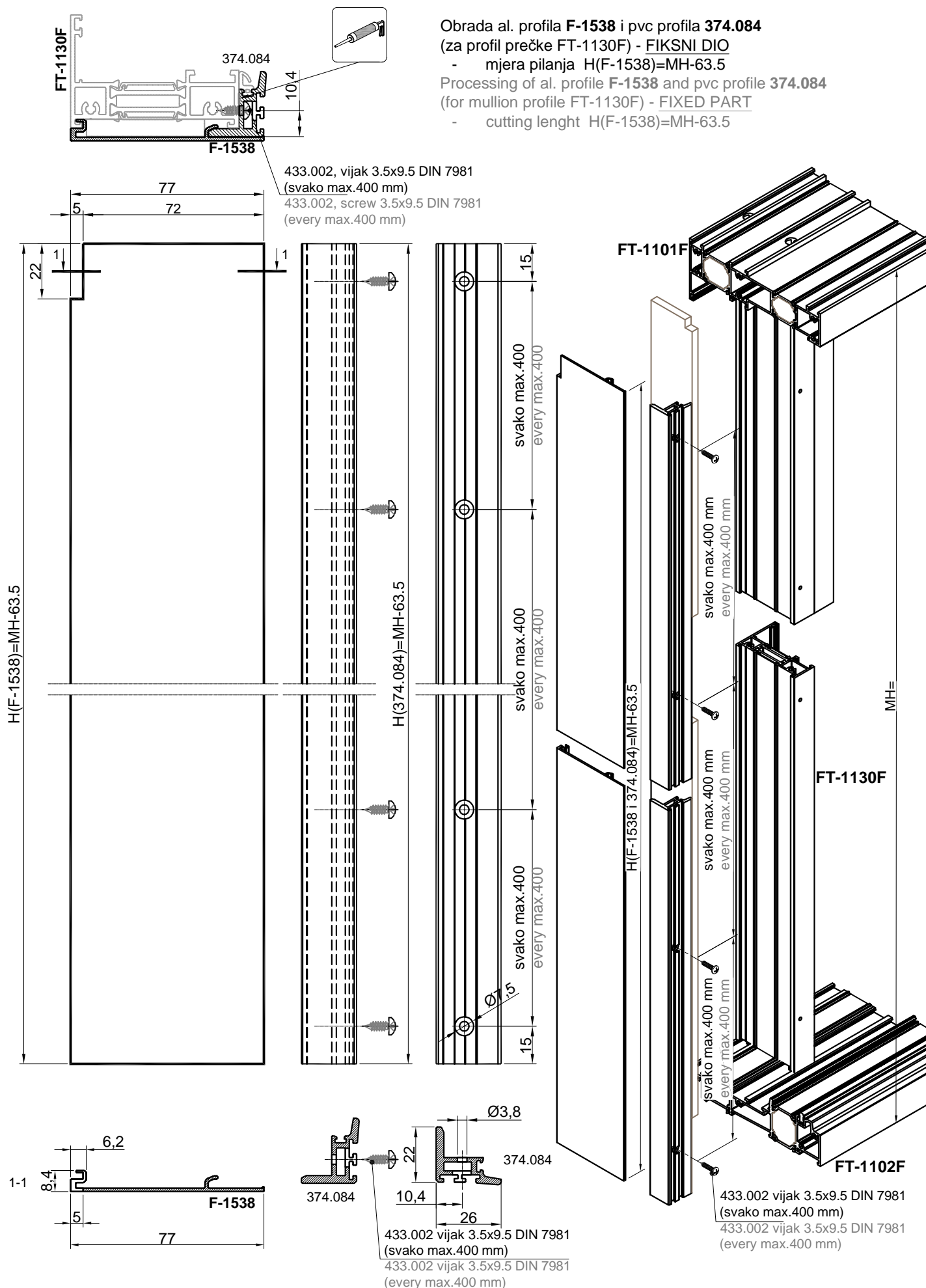






- Obrada al profila F-1539
prema profilu rama FT-1135F
(spajanje vijcima 3.9x13 (25) DIN 7981-svako 300 mm)
- Processing of al profile F-1539
towards frame profile FT-1135F
(connection with screws 3.9x13 (25)
DIN 7981-every 300 mm)





Obrada al. profila **F-1538** i pvc profila **374.083**

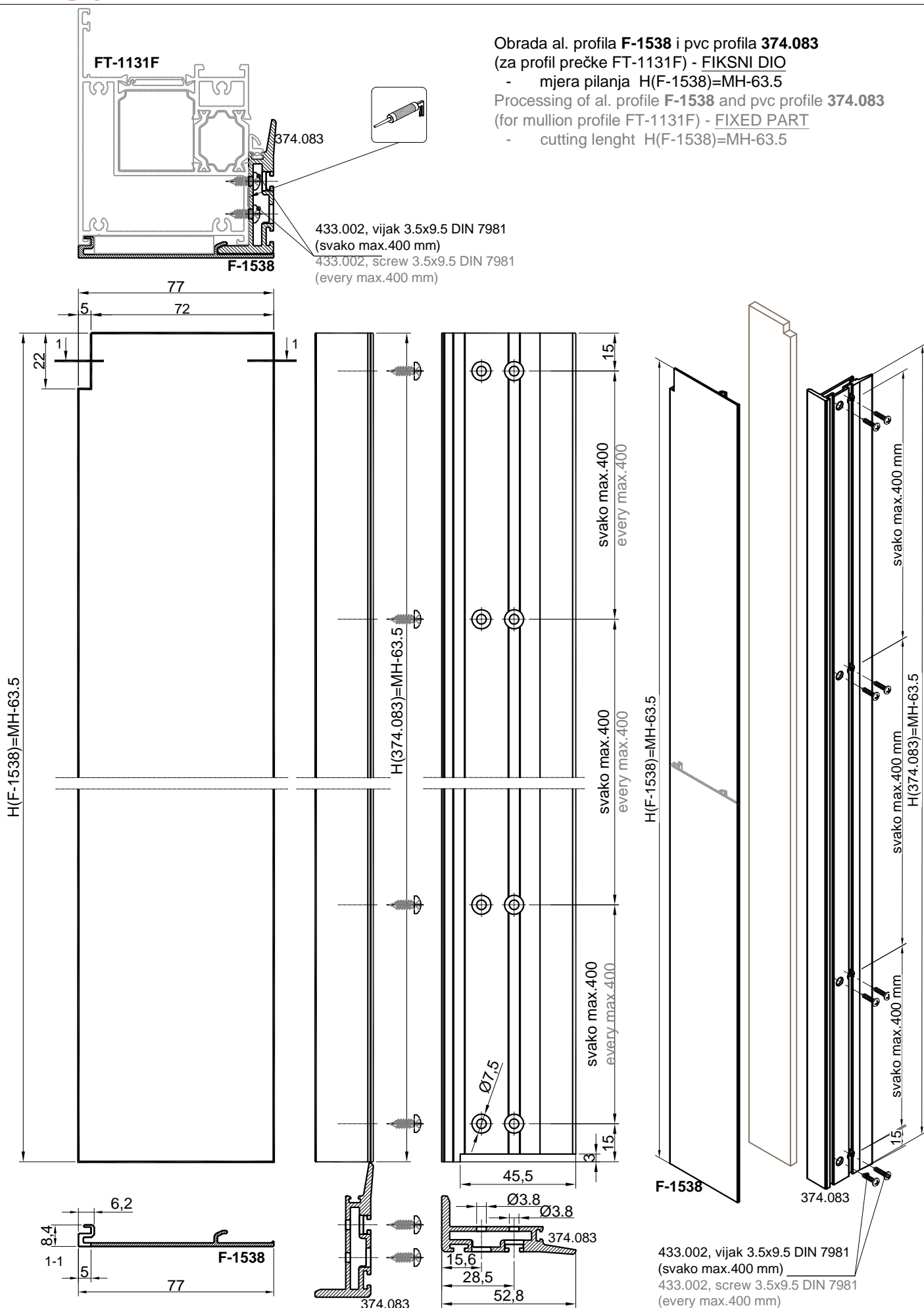
(za profil prečke FT-1131F) - FIKSNI DIO

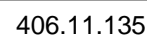
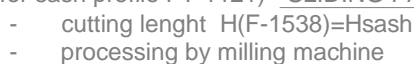
- mjera pilanja $H(F-1538)=MH-63.5$

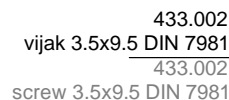
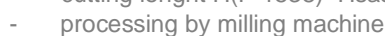
Processing of al. profile **F-1538** and pvc profile **374.083**

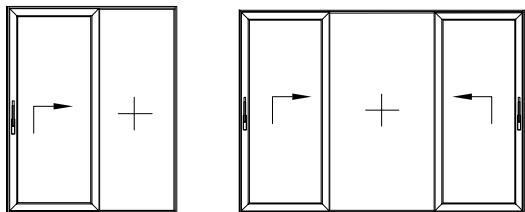
(for mullion profile FT-1131F) - FIXED PART

- cutting lenght $H(F-1538)=MH-63.5$

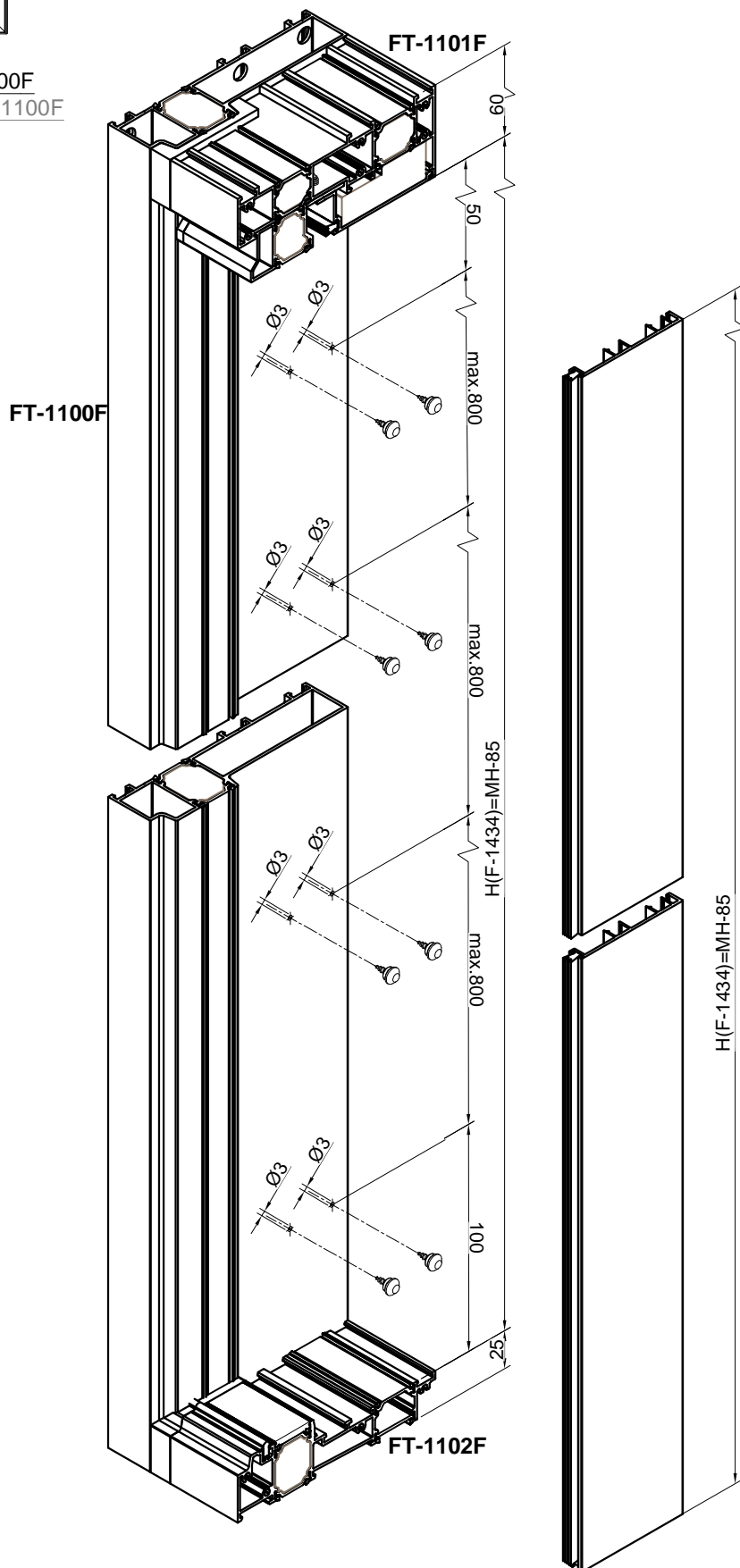
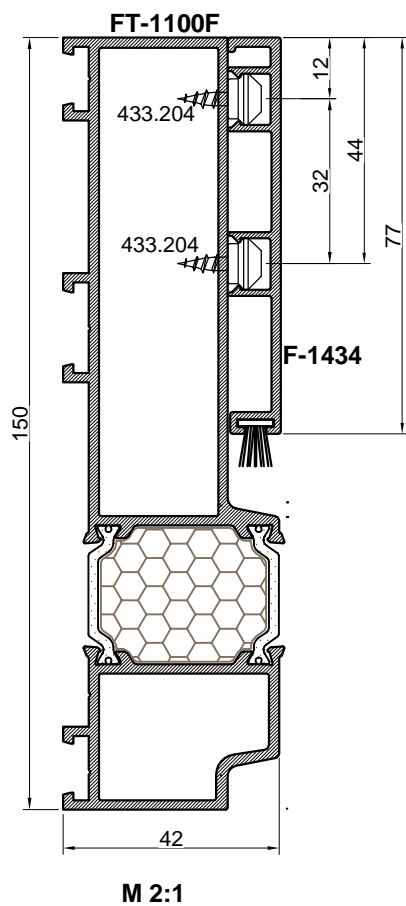


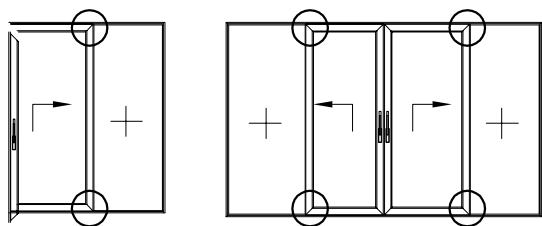






UGRADNJA PROFILA F-1434 NA RAM FT-1100F
MOUNTING PROFILE F-1434 ON FRAME FT-1100F





UGRADNJA UBLAŽIVAČA UDARA KRILA **345.010**

-koristi se kod jednokrlnog i dvokrlnog

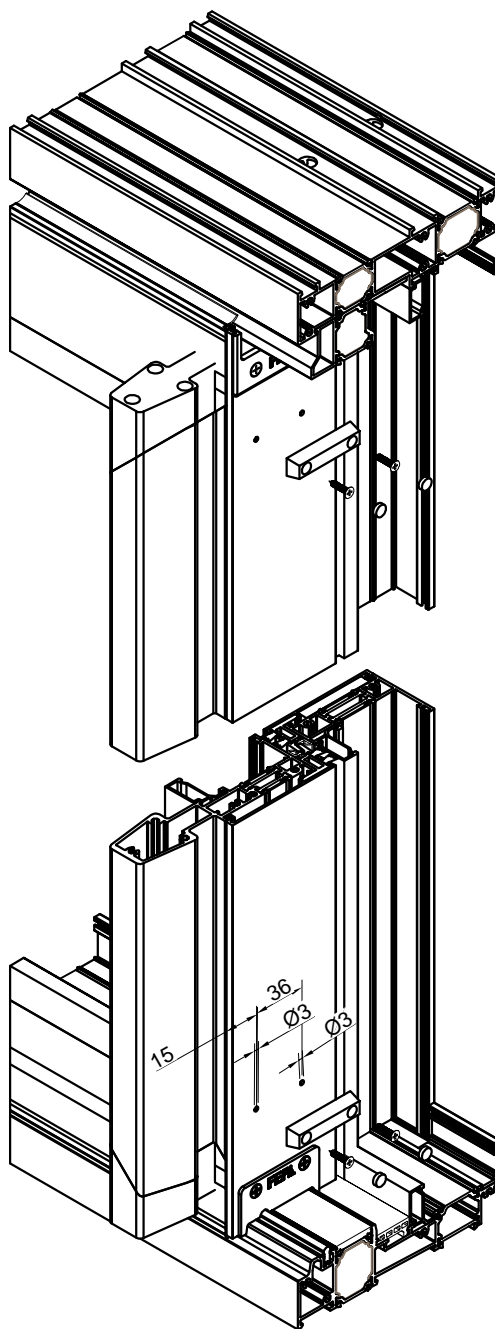
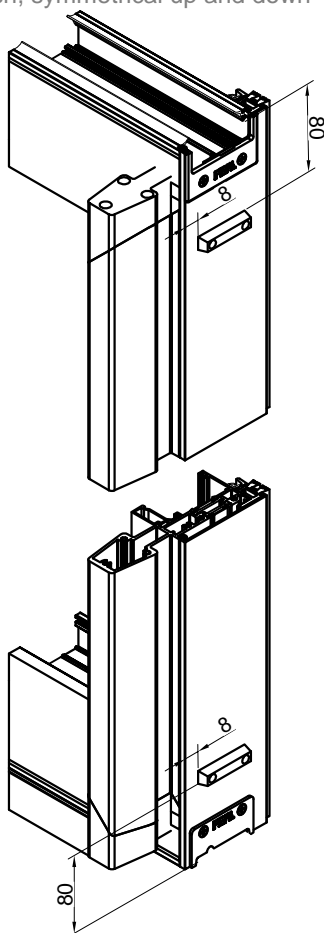
podizno-kliznog s fiksnim dijelom

-ugrađuje se na krilo, simetrično gore i dolje

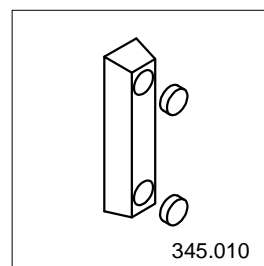
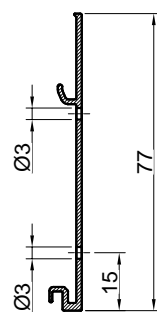
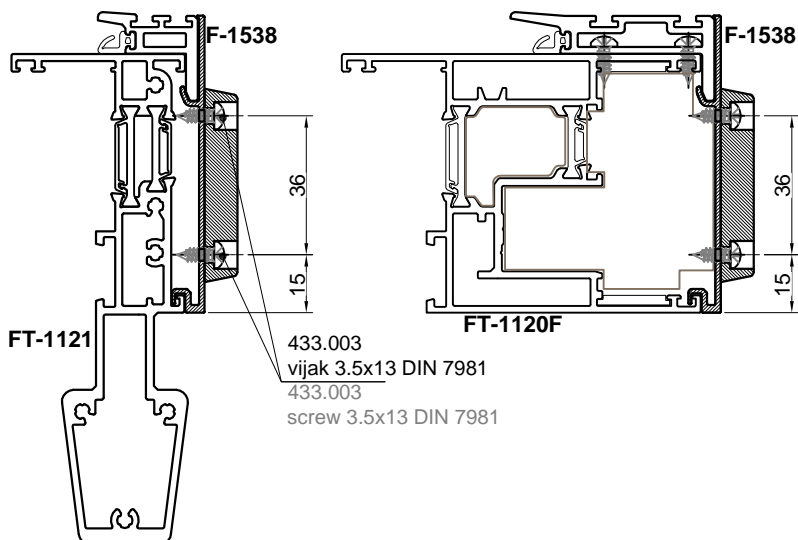
SASH BUMPER MOUNTAGE 345.010


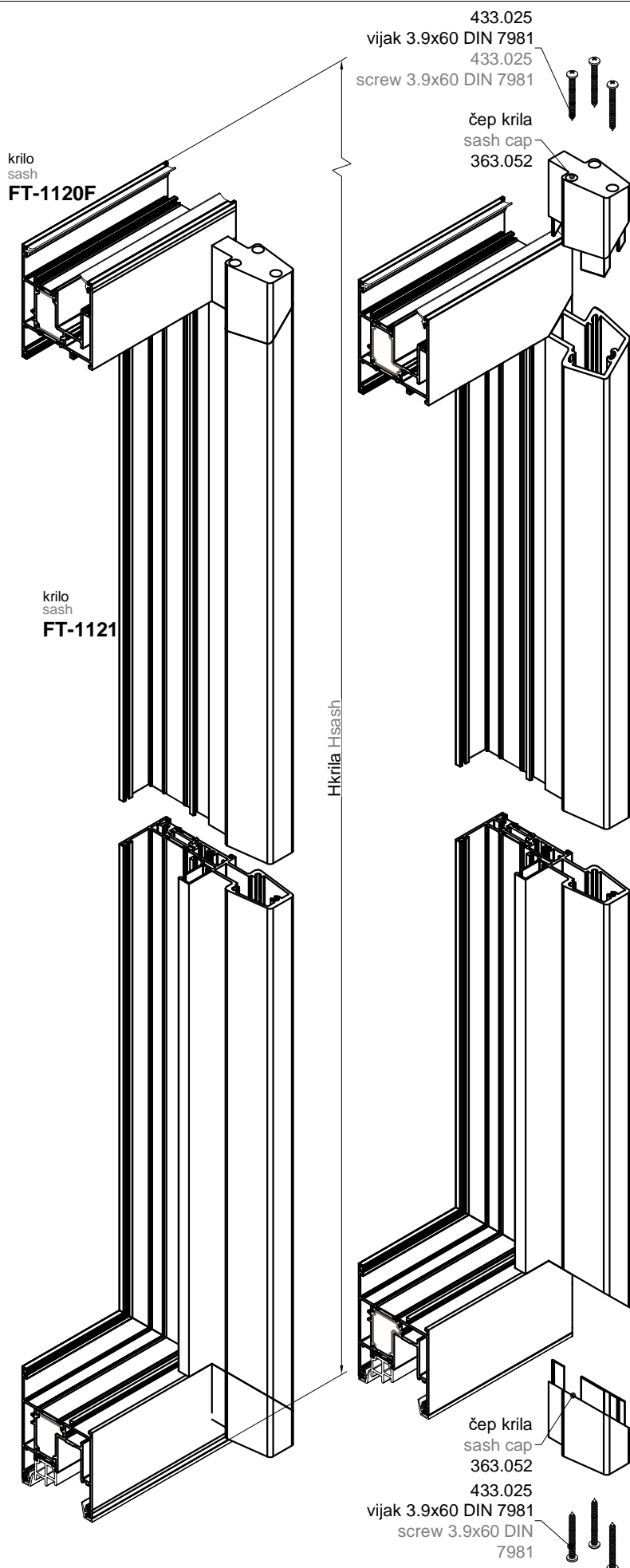
-is used at single and double lift and slide sash with fixed part

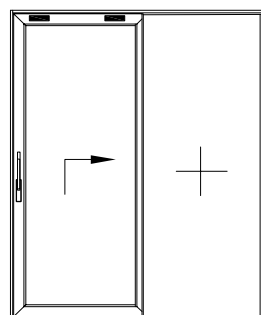
-it is mounted on the sash, symmetrical up and down



Obrada profila F-1538 Processing profile F-1538







UGRADNJA USMJERIVAČA KRILA 371.024
(2 kom. po krilu)
SASH GUIDE MOUNTING 371.024
(2 pcs. per sash)

433.106
vijak 3.9x19(DIN 7982)
screw 3.9x19(DIN 7982)

433.110
vijak 3.9x38(DIN 7982)
screw 3.9x38(DIN 7982)

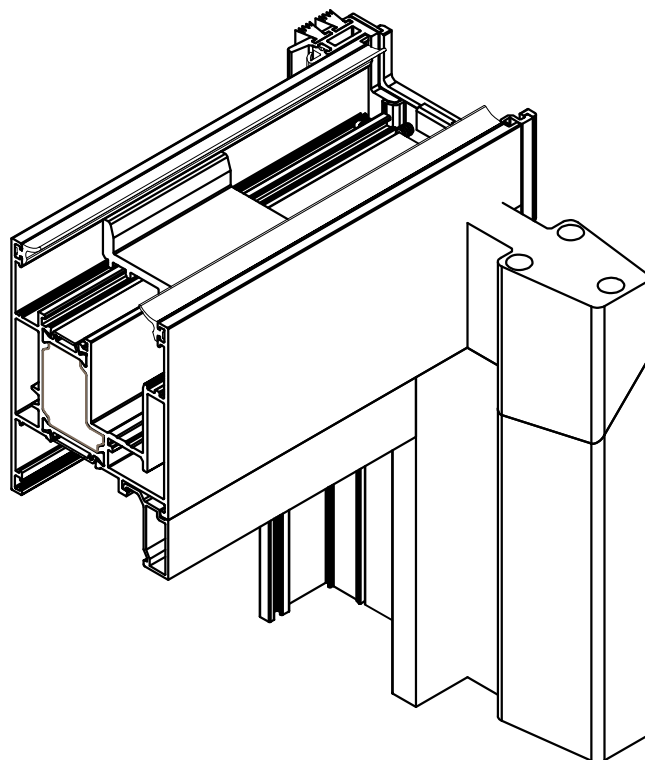
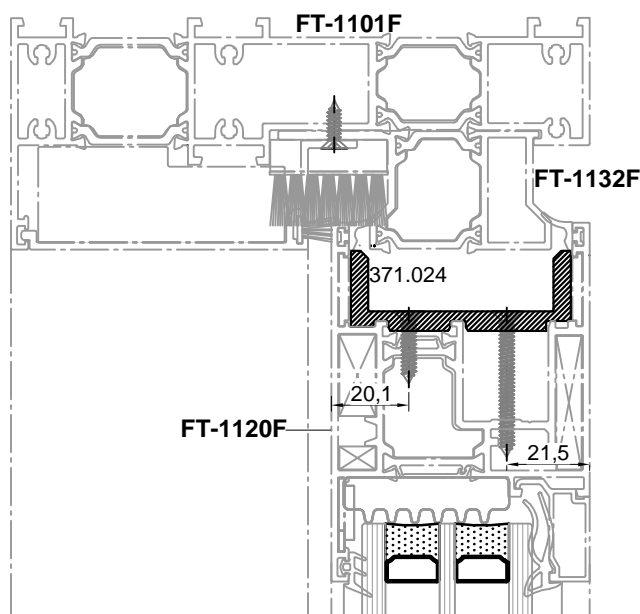
usmjerivač krila
sash guide
371.024

433.106
vijak 3.9x19(DIN 7982)
screw 3.9x19(DIN 7982)

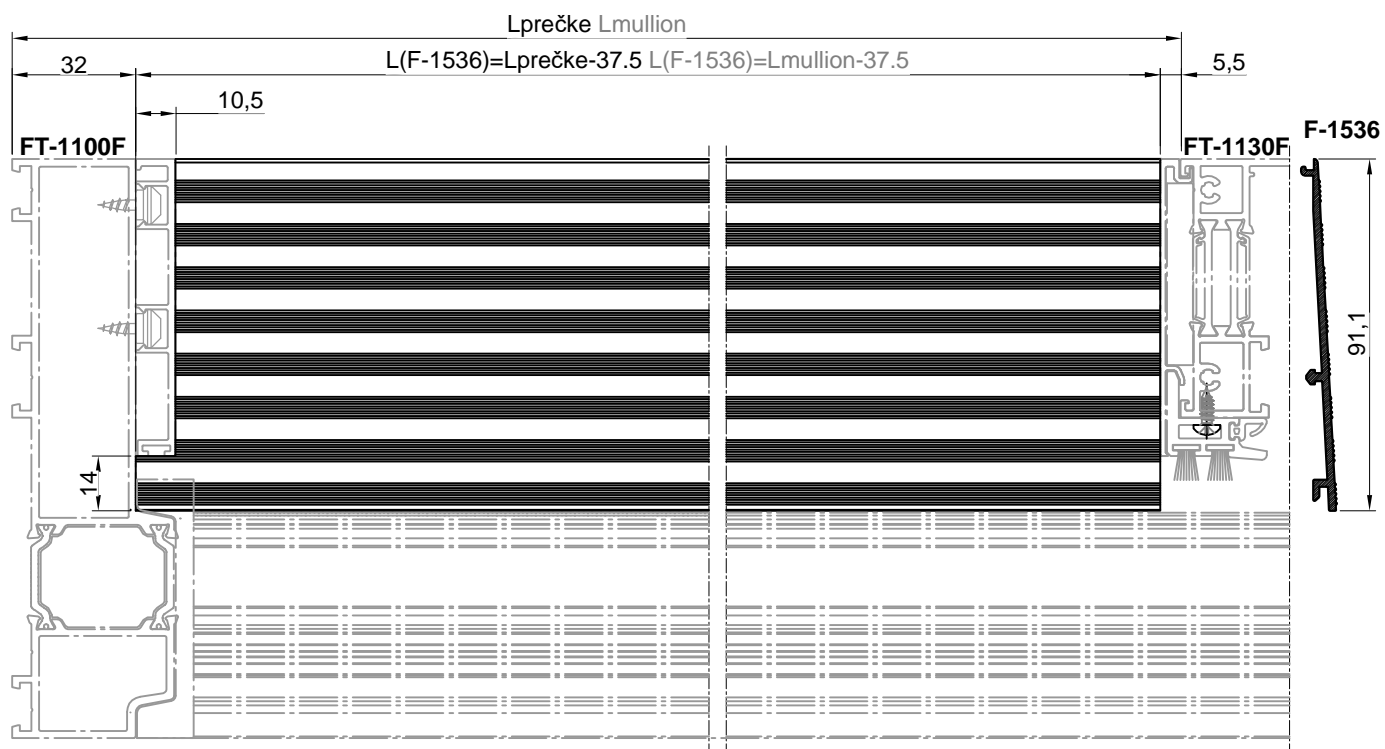
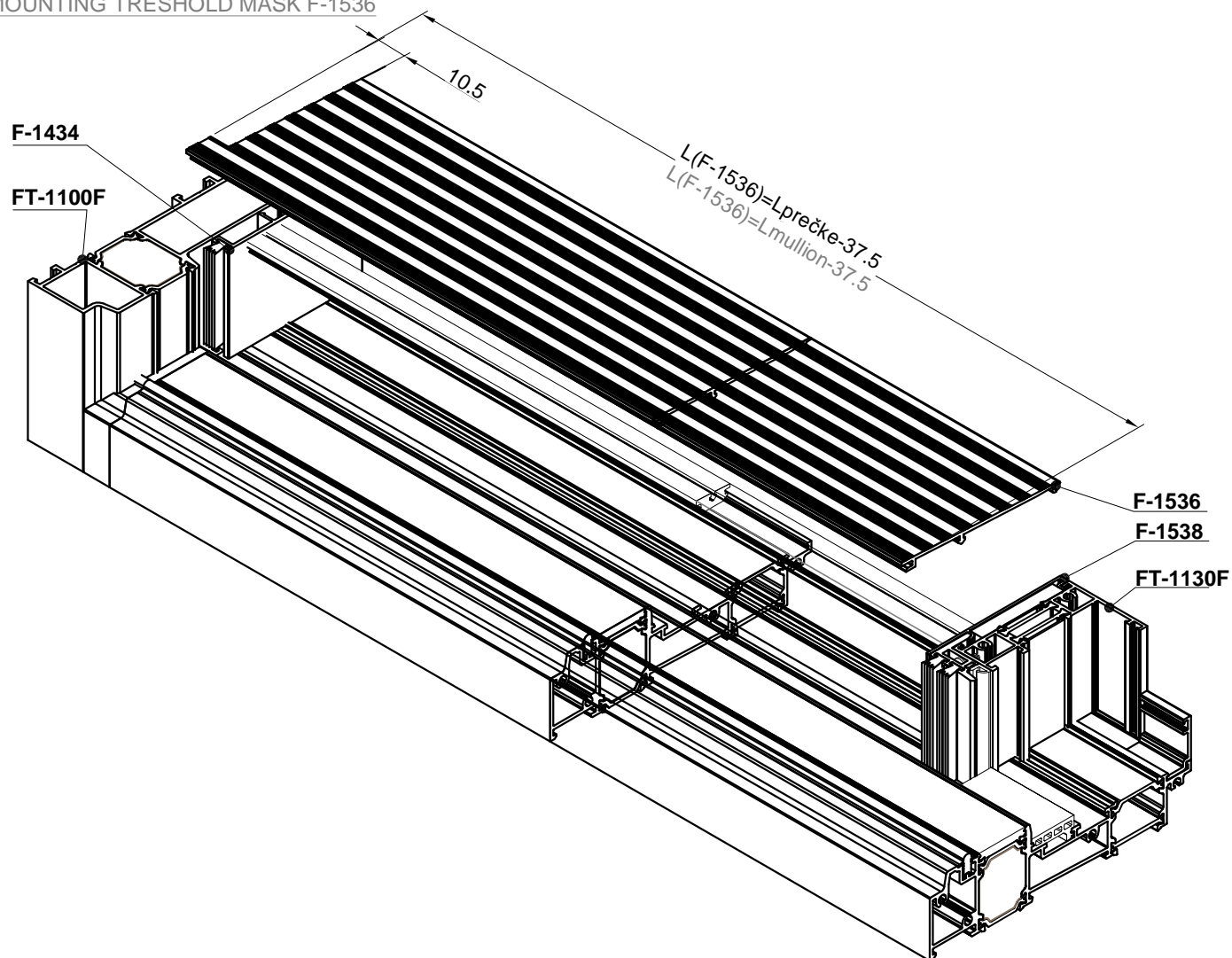
433.110
vijak 3.9x38(DIN 7982)
screw 3.9x38(DIN 7982)

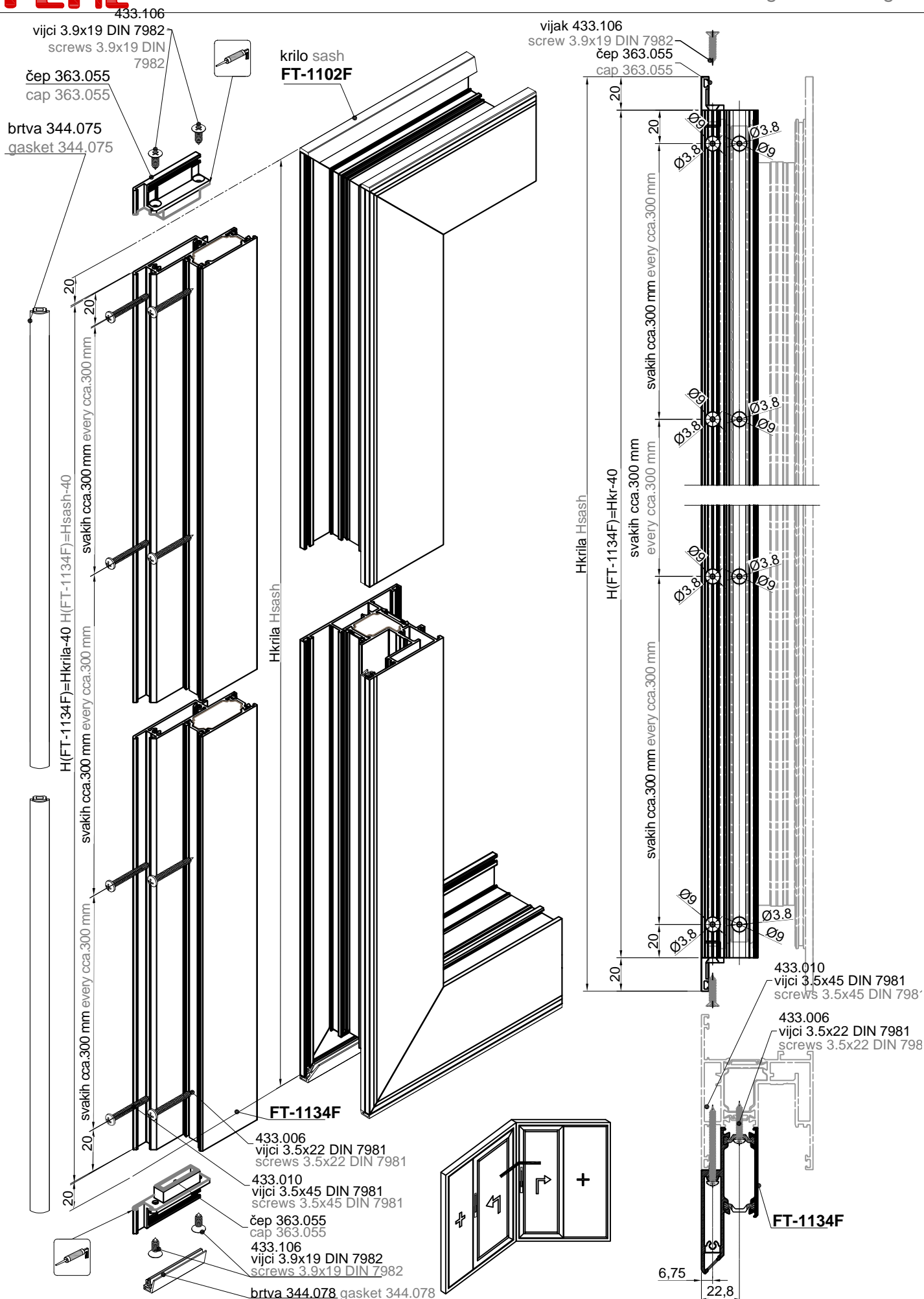
usmjerivač krila
sash guide
371.024

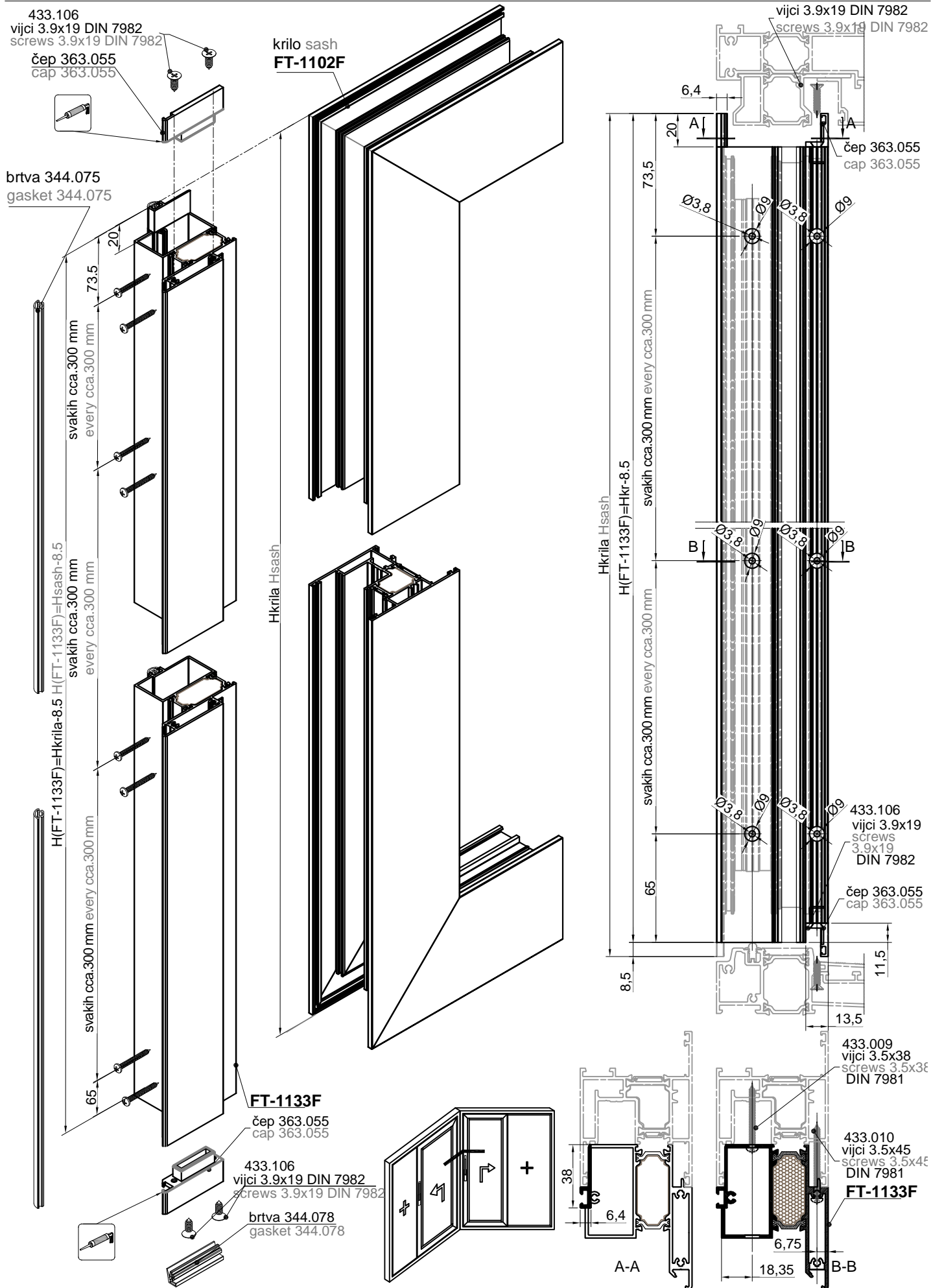
krilo FT-1120F
sash FT-1120F

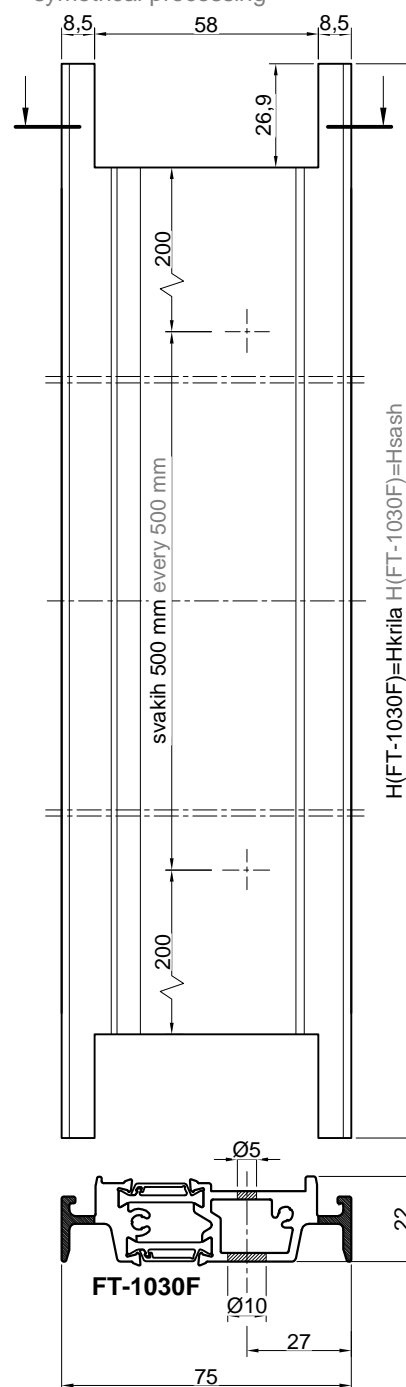
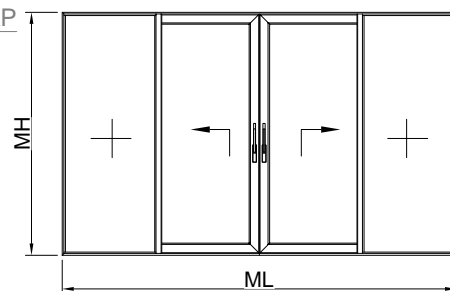
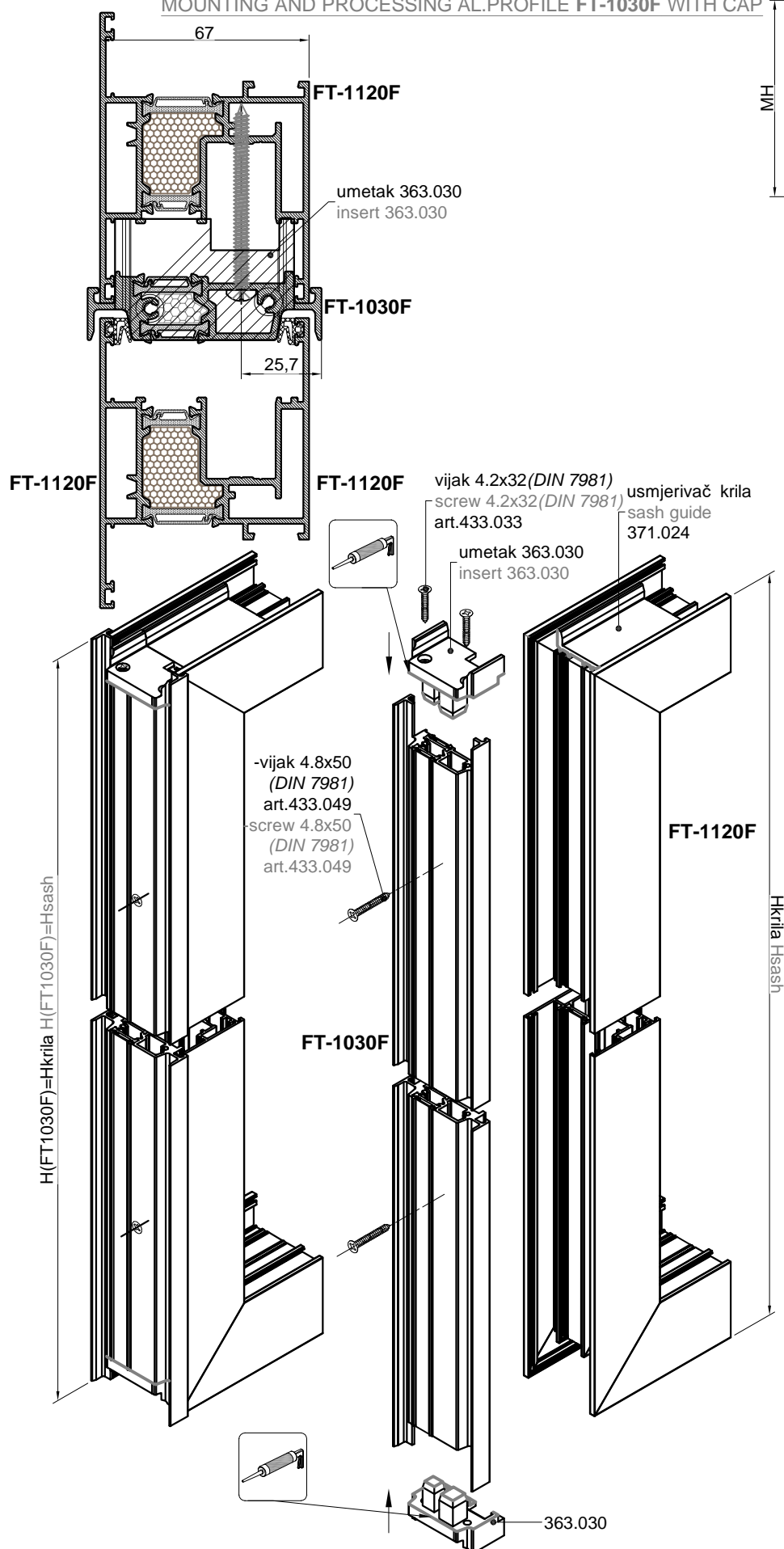


UGRADNJA MASKE PRAGA F-1536
MOUNTING TRESHOLD MASK F-1536

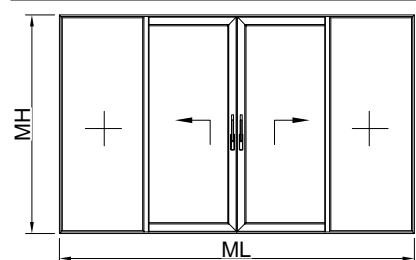






UGRADNJA I OBRADA AL.PROFILA FT-1030F S ČEPOM
MOUNTING AND PROCESSING AL.PROFILE FT-1030F WITH CAP


UGRADNJA I OBRADA AL.PROFILA FT-1030F S ČEPOM KAD IMAMO USPORIVAČ KRILA ATRIUM COMFORT CLOSE MOUNTING AND PROCESSING AL.PROFILE FT-1030F WITH CAP FOR SASH RETARDER ATRIUM COMFORT CLOSE

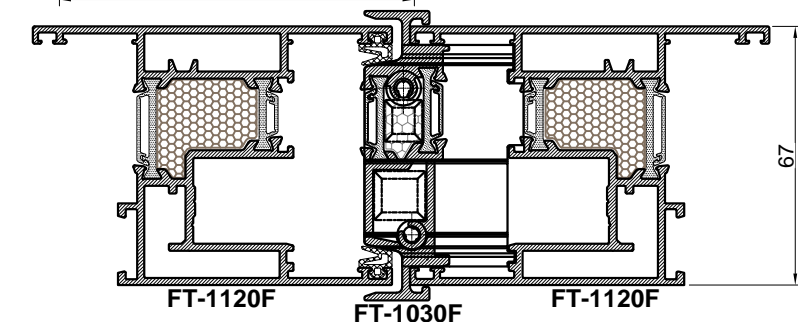


Obrada profila FT-1030F za ugradnju:

- umetka 363.075 u gornjoj zoni (za lijevo krilo) - ATRIUM COMFORT CLOSE
- umetka 363.076 u gornjoj zoni (za desno krilo) - ATRIUM COMFORT CLOSE
- umetka 363.030 u donjoj zoni

Processing profile FT-1030F for mounting:

- insert 363.075 at top (left sash)- ATRIUM COMFORT CLOSE
- insert 363.076 at top (right sash)- ATRIUM COMFORT CLOSE
- insert 363.030 at bottom



Vijak 4.2x32(DIN 7981)
screw 4.2x32(DIN 7981)
art.433.033



363.075 (L)
363.076 (D)

39

8.5

58

usmjerivač krila 371.029
sash guide 371.029

433.105
(vijak 3.5x16 DIN 7982)
(screw 3.5x16 DIN 7982)

433.117
(vijak 4.2x16 DIN 7982)
(screw 4.2x16 DIN 7982)

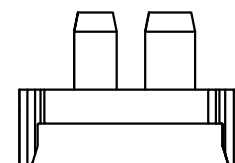
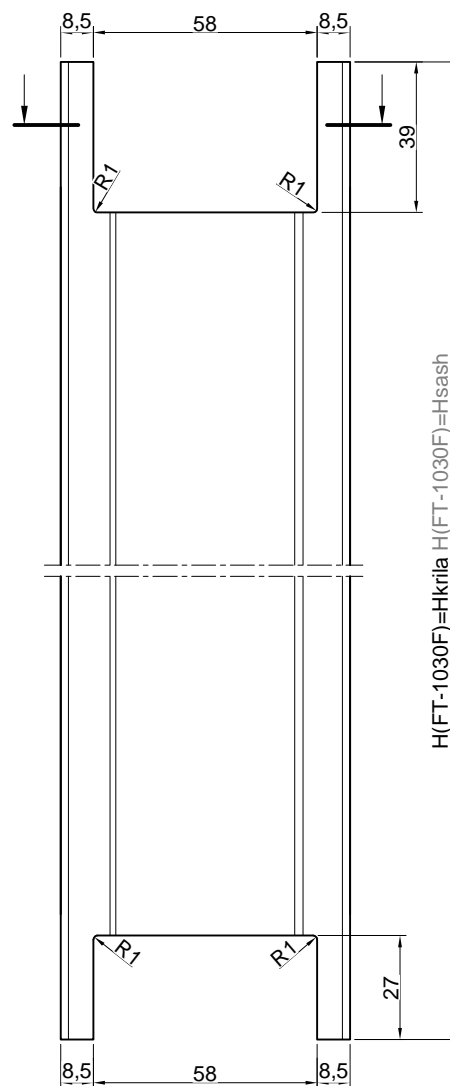
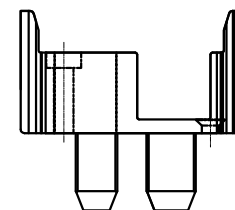
FT-1030F

FT-1120F

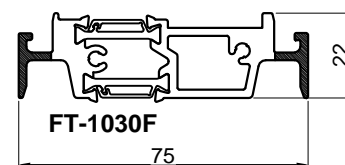
27

363.030

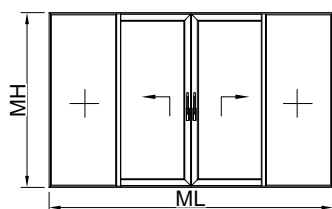
Vijak 4.2x32(DIN 7981)
screw 4.2x32(DIN 7981)
art.433.033



363.030

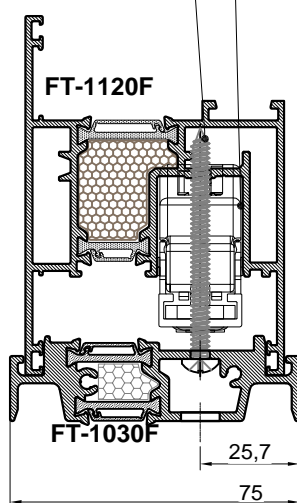


**PRIČVRŠČIVANJE PROFILA FT-1030F
ZA KRILO FT-1120F
(KROZ ZAPINJAČE NA RAMU)
CONNECTING AL.PROFILE FT-1030F
FOR SASH FT-1120F
(THROUGH LOCKING BOLT)**



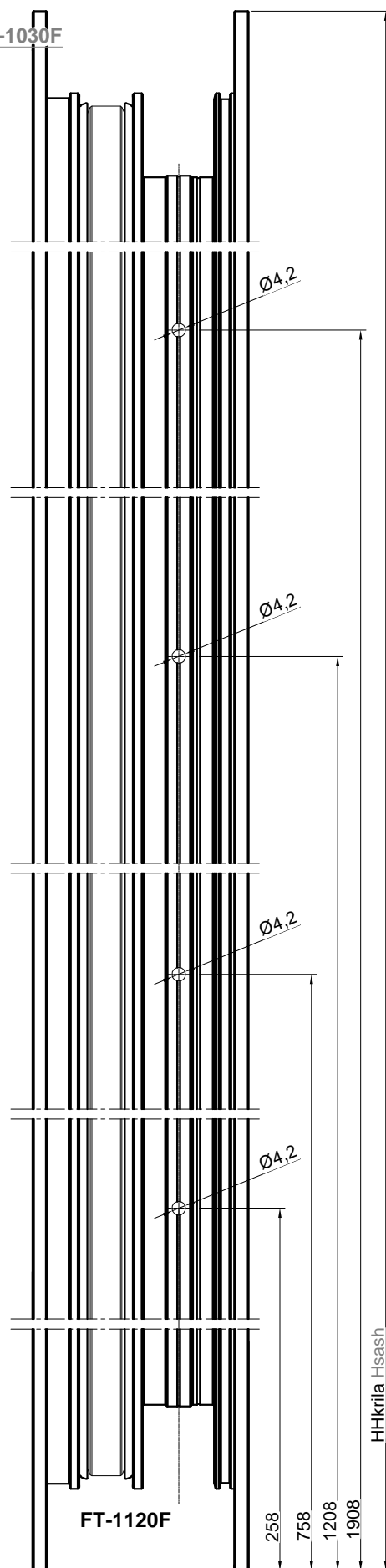
brava podizno kliznog
mekhanizma (h=2400 mm)
esparg (h=2400 mm)

Vijak 4.8x60 (DIN 7981)
screw 4.8x60 (DIN 7981)
art.433.050



zapinjač na ramu
locking bolt

433.129
(vijak 4.8x16 DIN7982)
433.129
(screw 4.8x16 DIN7982)



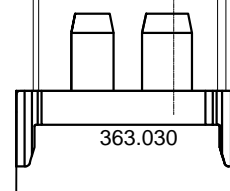
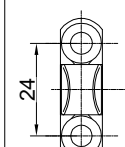
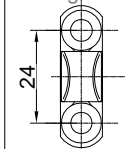
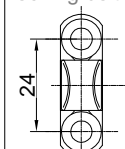
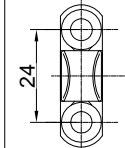
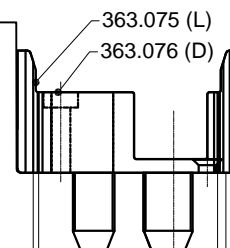
FT-1030

zapinjač na
ramu
locking bolt

zapinjač na
ramu
locking bolt

zapinjač na
ramu
locking bolt

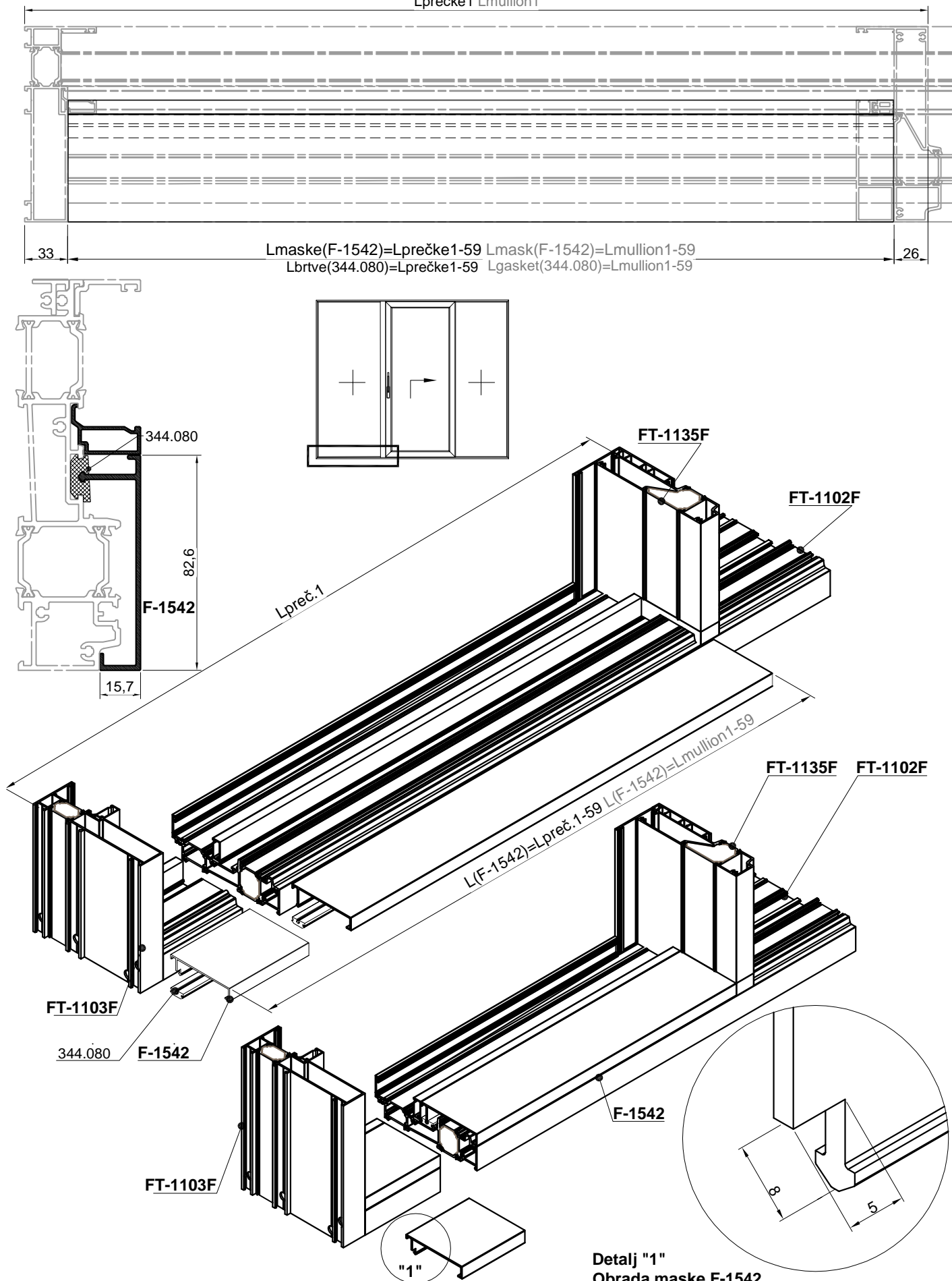
zapinjač na
ramu
locking bolt

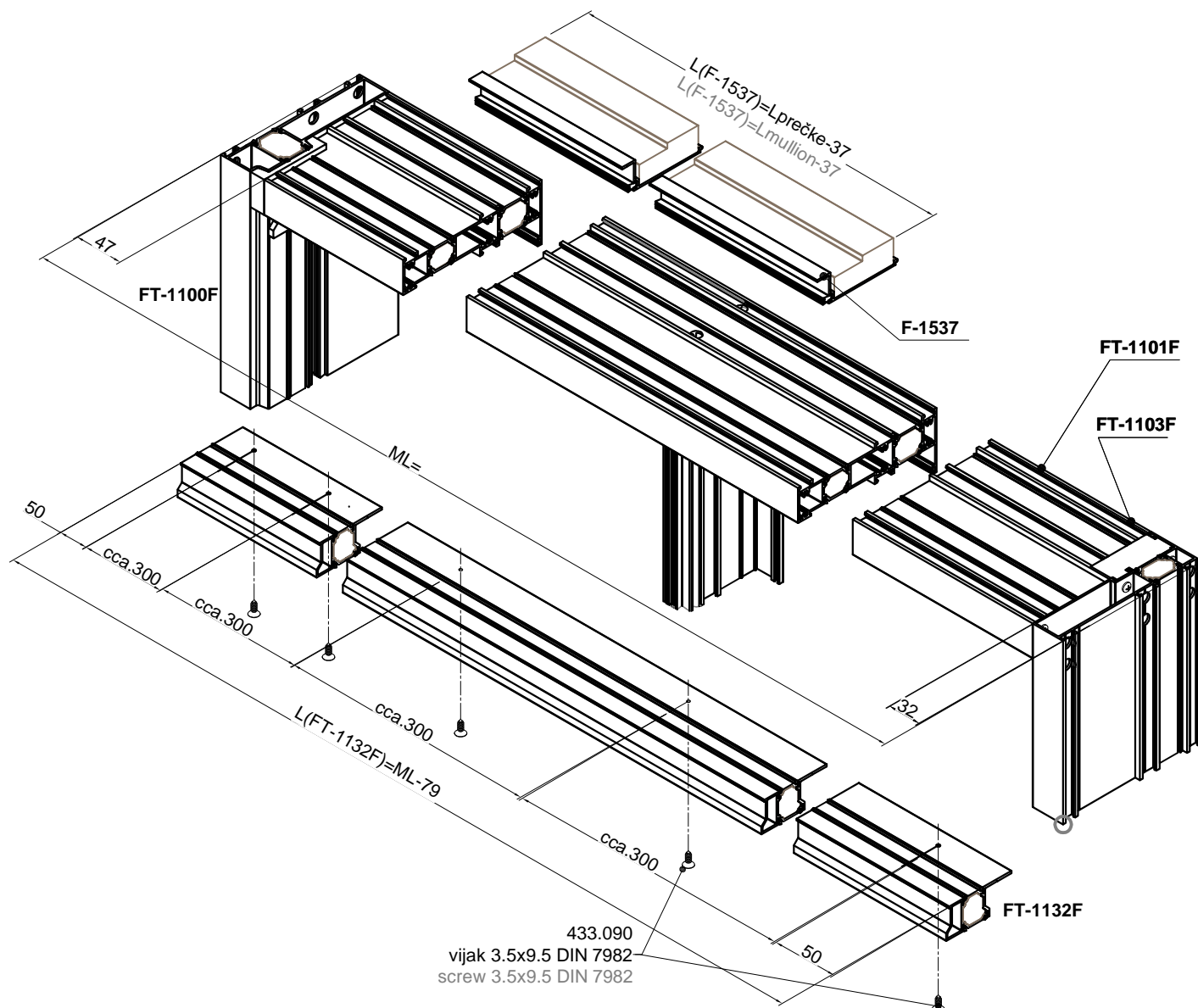


258
758
1208
1908
H(FT-1030F)=Hkriila H(FT-1120F)=Hsash

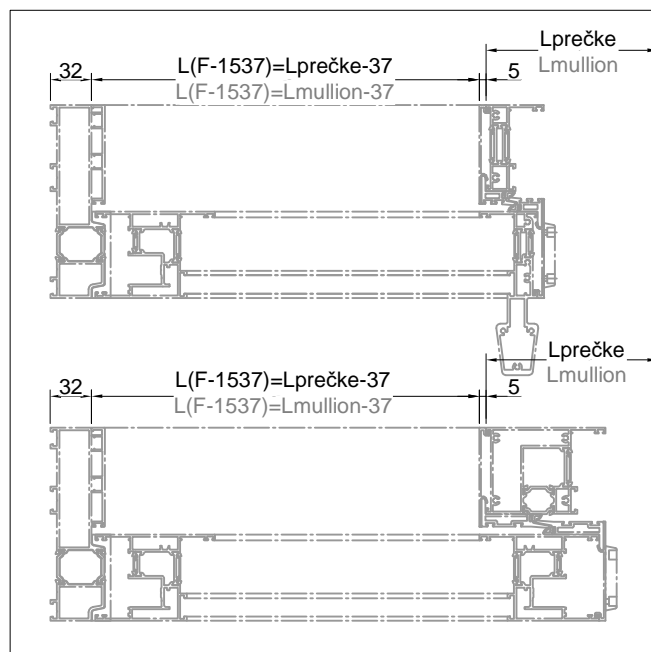
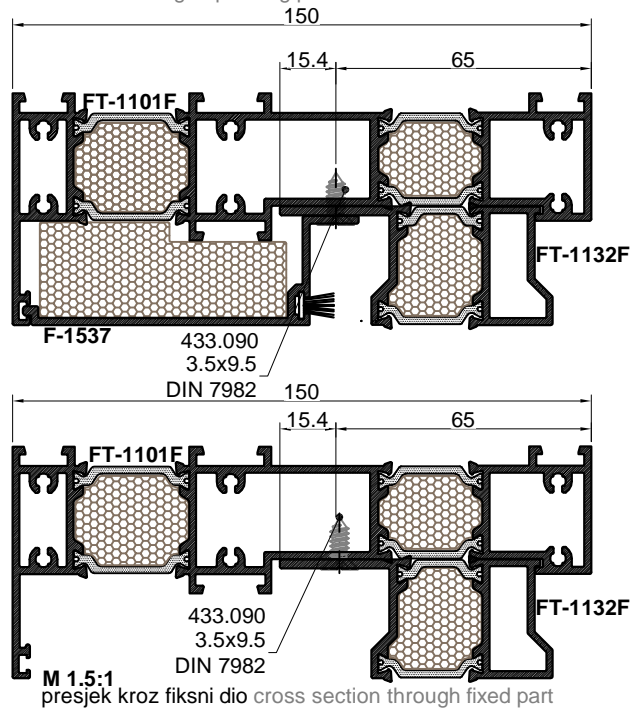
UGRADNJA MASKE F-1542 I BRTVE 344.080 MOUNTING MASK F-1542 AND GASKET 344.080

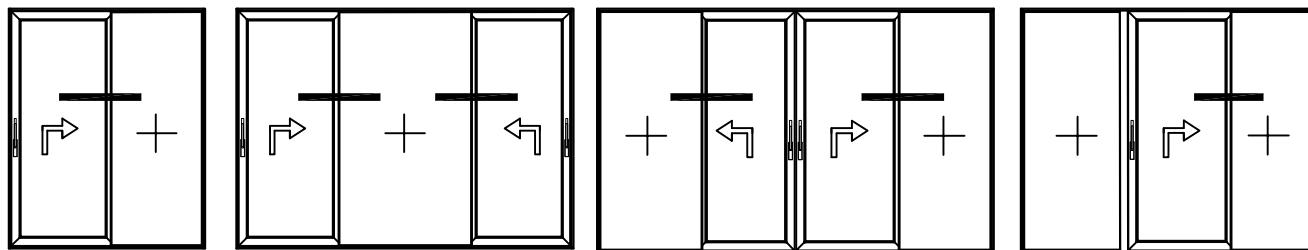
Lprečke1 Lmullion1



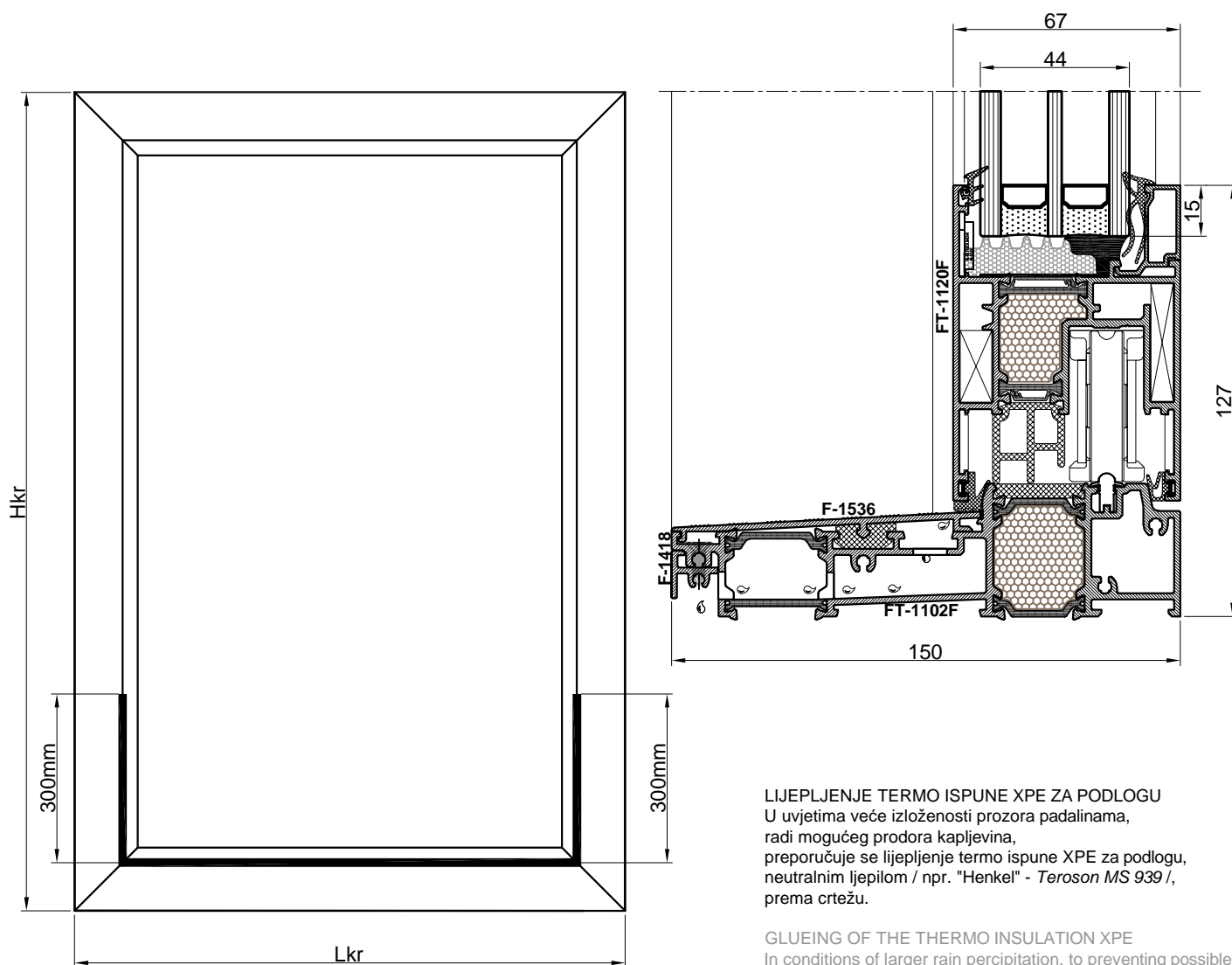


M 1.5:1
presjek kroz otvarajući dio
cross section through opening part



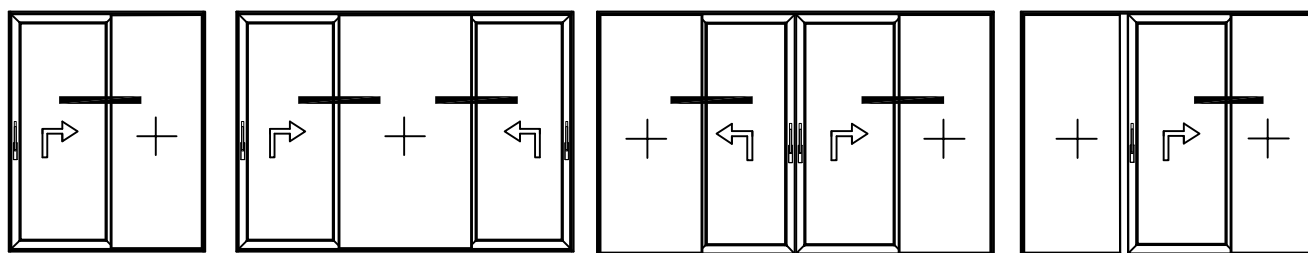


- Ljepljenje stakla za krilo FT-1120
- Gluing glass on sash FT-1120

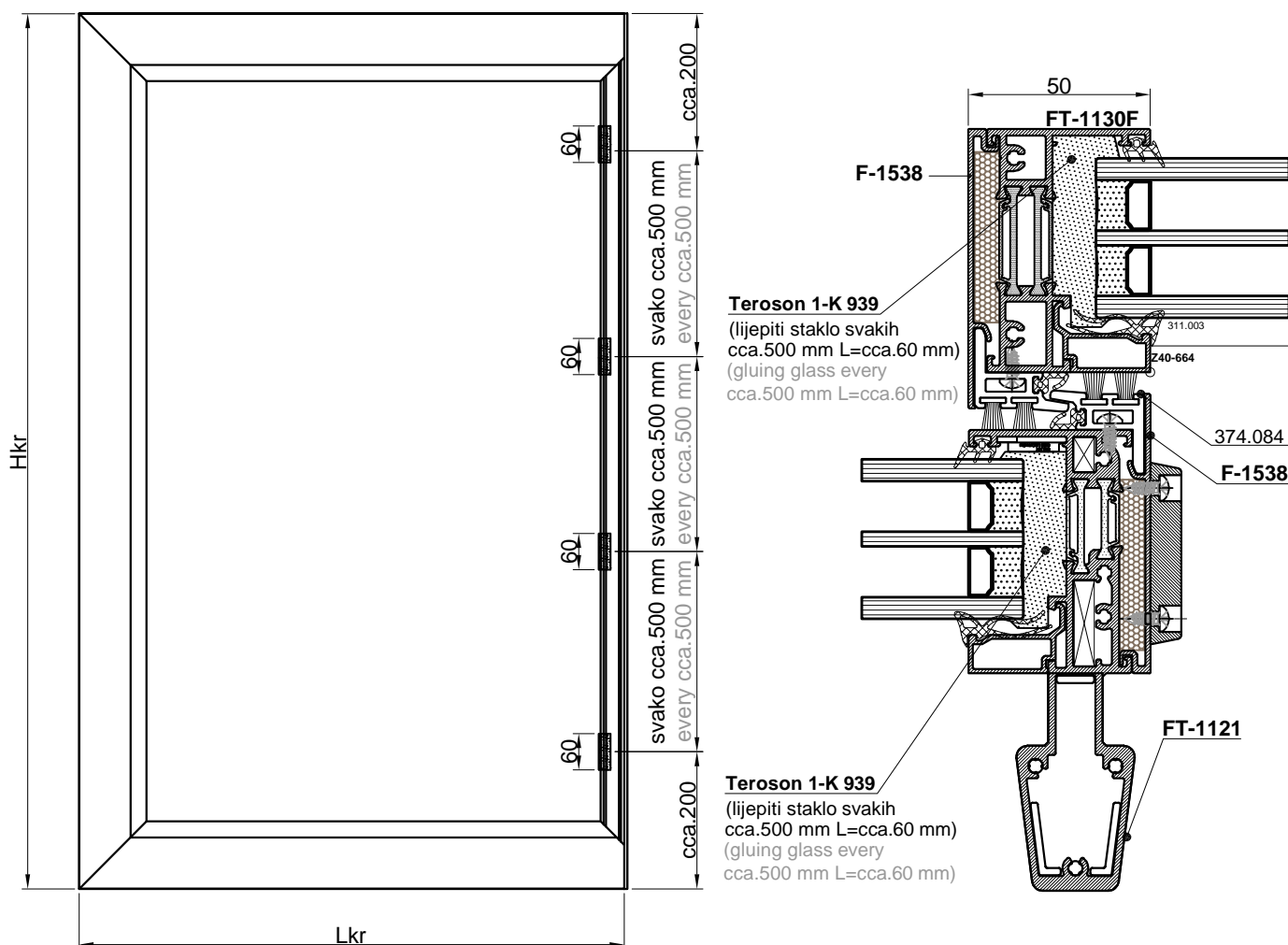


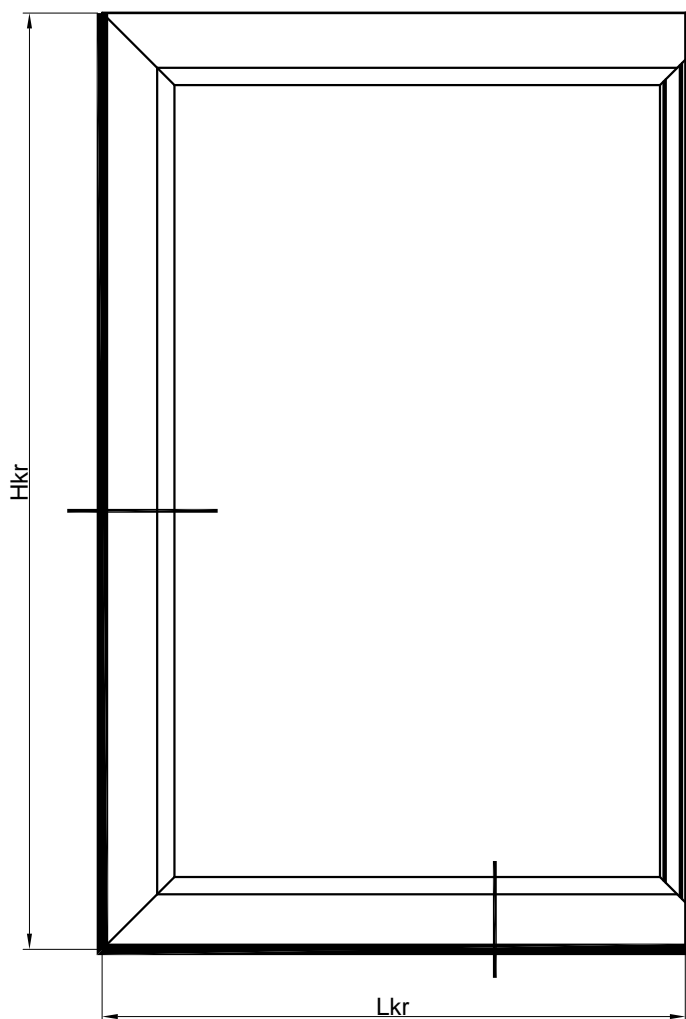
LIJEPLJENJE TERMO ISPUNE XPE ZA PODLOGU
U uvjetima veće izloženosti prozora padalinama, radi mogućeg prodora kapljevina, preporučuje se lijepljenje termo ispune XPE za podlogu, neutralnim ljepilom / npr. "Henkel" - Teroson MS 939 /, prema crtežu.

GLUEING OF THE THERMO INSULATION XPE
In conditions of larger rain percipitation, to preventing possible rain water breach, it is recommended to glue thermo insulation XPE to the profile with neutral glue / e.g. "Henkel" - Teroson MS 939 /, as shown to the drawing.

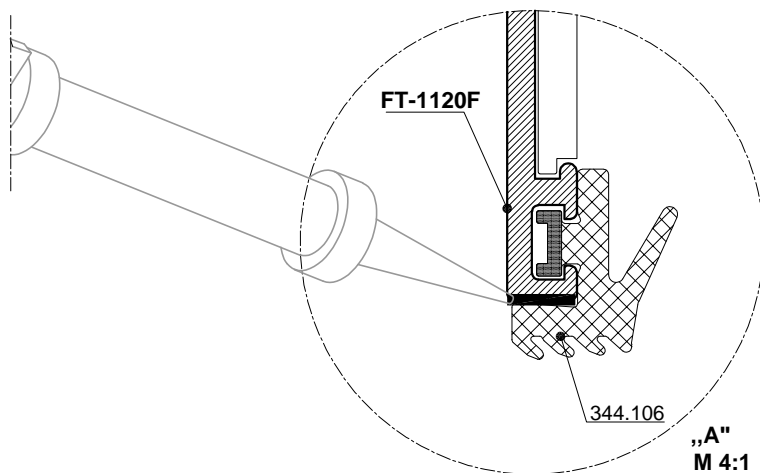
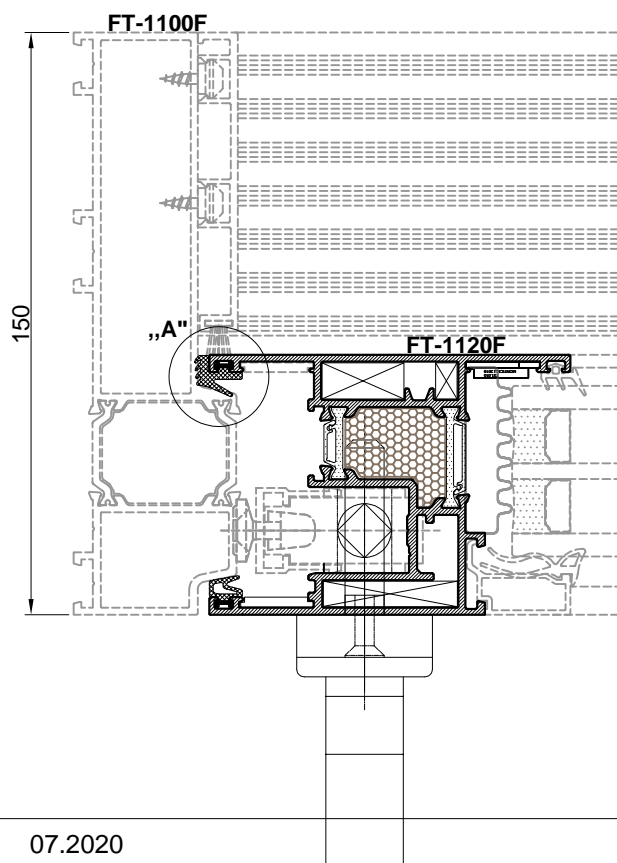
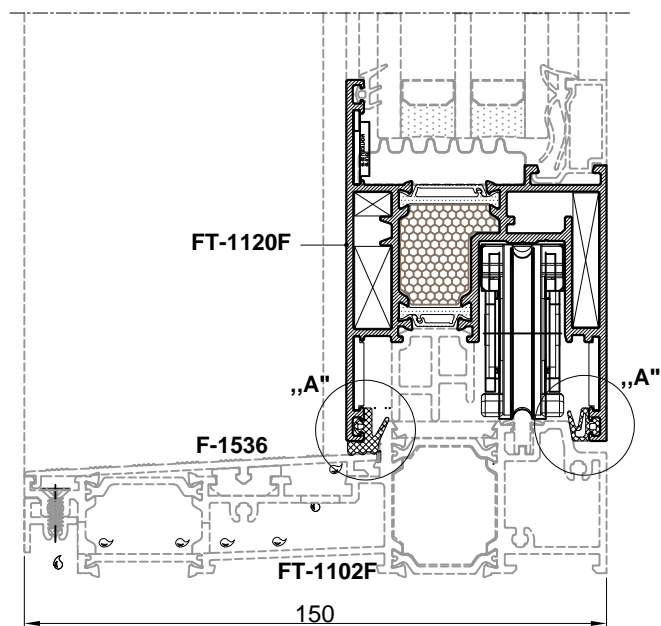


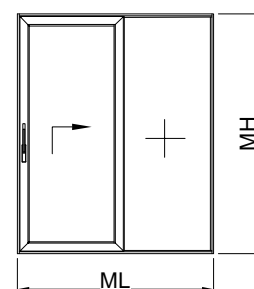
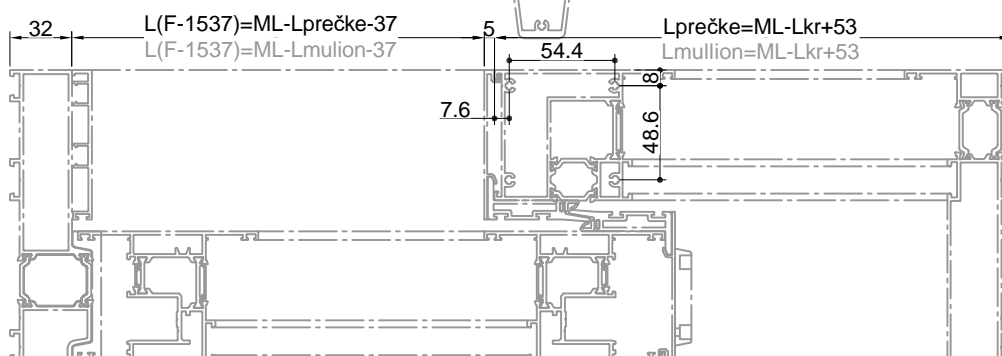
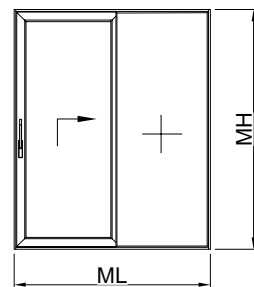
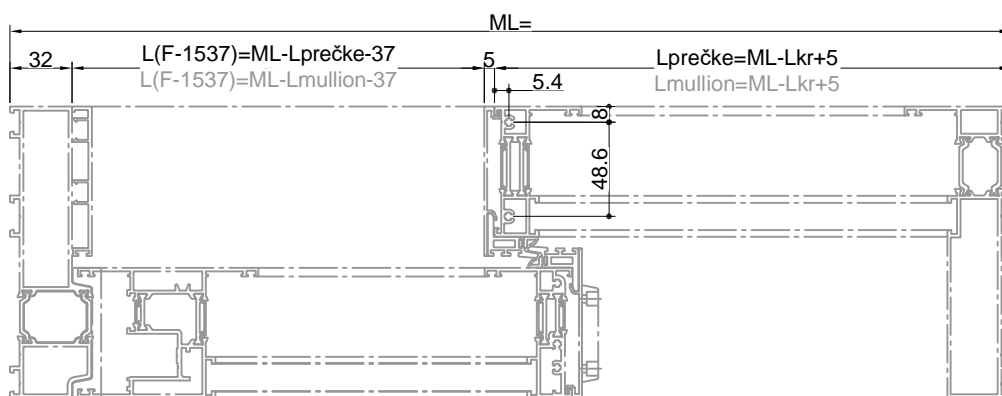
- Ljepljenje stakla za malo krilo FT-1121 i prečku FT-1130F
- Gluing glass on small sash FT-1121 and mullion FT-1130F





- Ljepljenje brtve 321.007 za krilo /Teroson MS 939/
- Gluing gasket 321.007 on sash /Teroson MS 939/





POZICIONIRANJE POLOŽAJA PREČKE ZA SHEMU JEDNO KRILLO PODIZNO KLIZNO+FIKSNO I MASKE F-1537

- prečka FT-1130F....Lprečke=ML-Lkr+5
- prečka FT-1131F....Lprečke=ML-Lkr+53
- maska F-1537.....L(F-1537)=ML-Lpreč-37

POSITIONING LOCATION OF MULLION FOR SCHEME ONE SASH LIFT&SLIDE + FIXED AND MASK F-1537

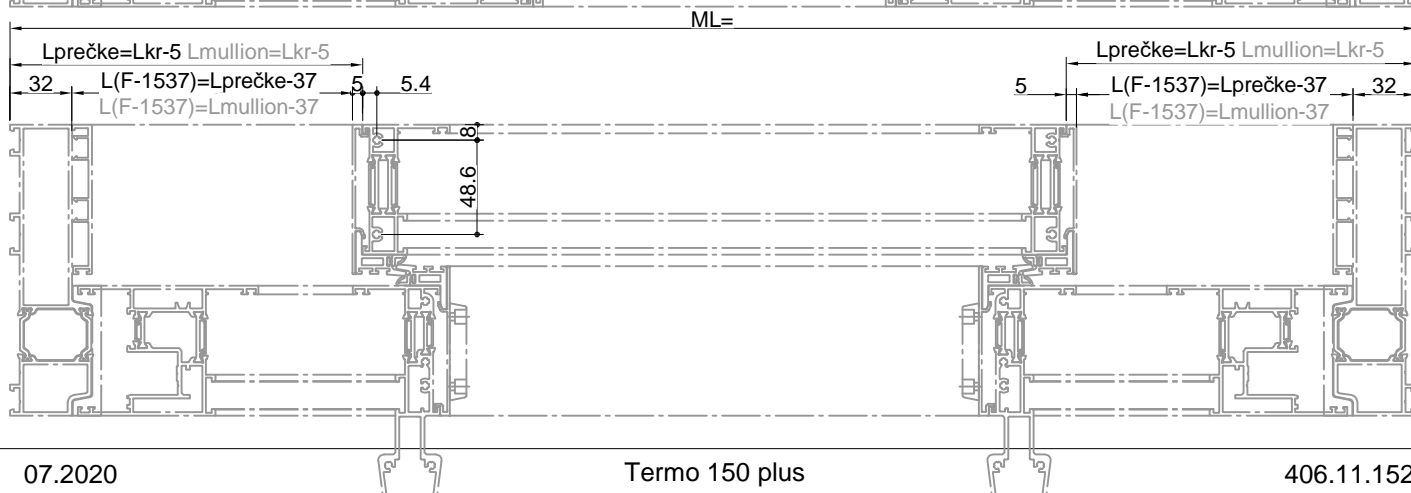
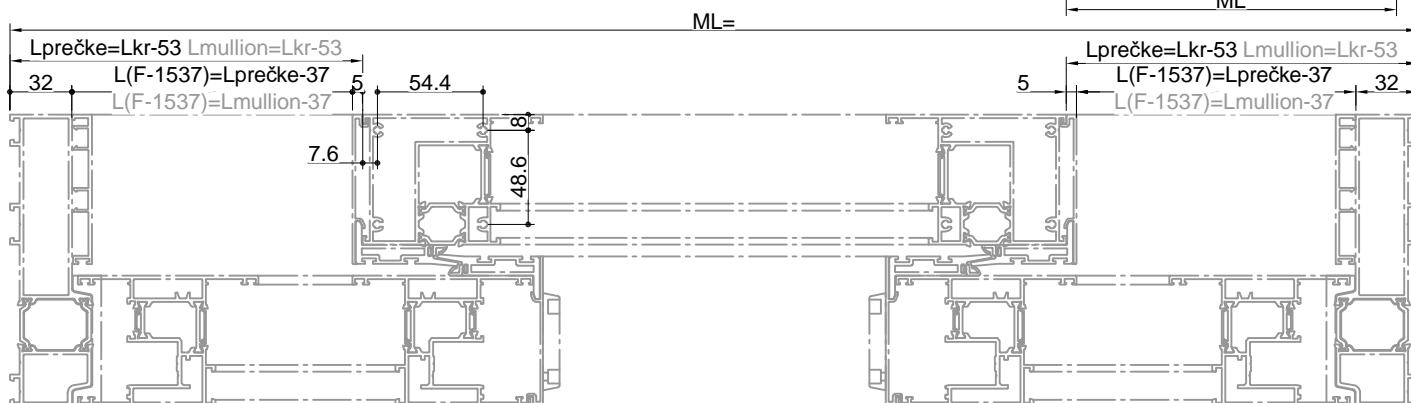
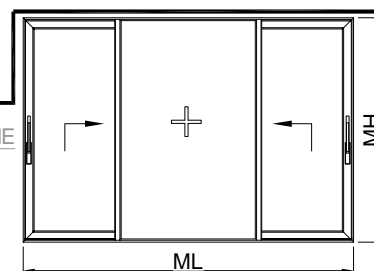
- mullion FT-1130F....Lmullion=ML-Lkr+5
- mullion FT-1131F....Lmullion=ML-Lkr+53
- mask F-1537.....L(F-1537)=ML-Lmullion-37

POZICIONIRANJE POLOŽAJA PREČKE ZA SHEMU BOČNA KRILA PODIZNO KLIZNA+SREDNJE FIKSNO I MASKE F-1537

- prečka FT-1130F....Lprečke=Lkr-5
- prečka FT-1131F....Lprečke=Lkr-53
- maska F-1537.....L(F-1537)=Lpreč-37

POSITIONING LOCATION OF MULLION FOR SCHEME SIDE SASH LIFT&SLIDE + FIXED AND MASK F-1537

- mullion FT-1130F....Lmullion=Lkr-5
- mullion FT-1131F....Lmullion=Lkr-53
- mask F-1537.....L(F-1537)=Lmullion-37

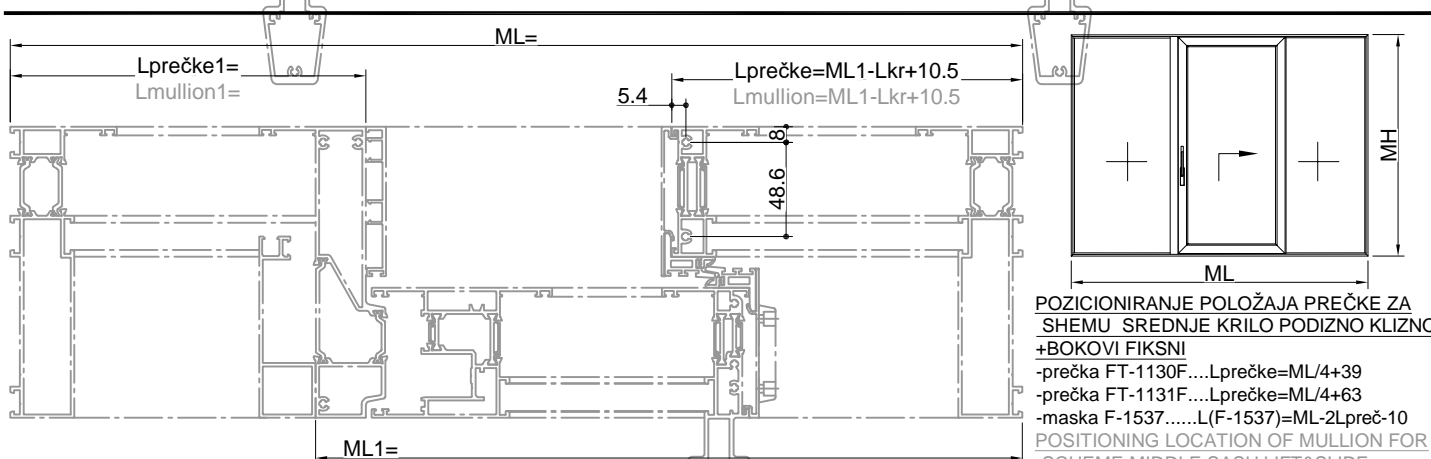
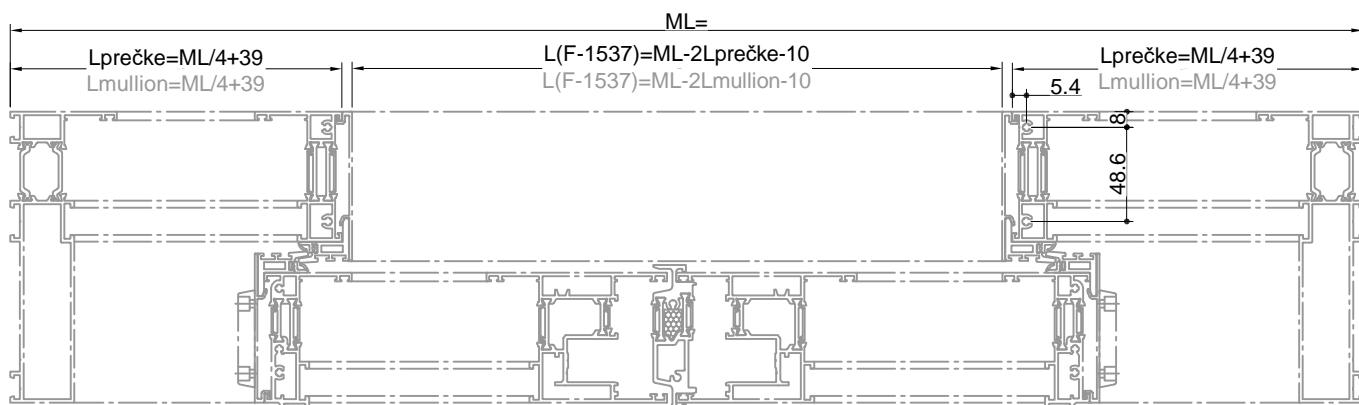
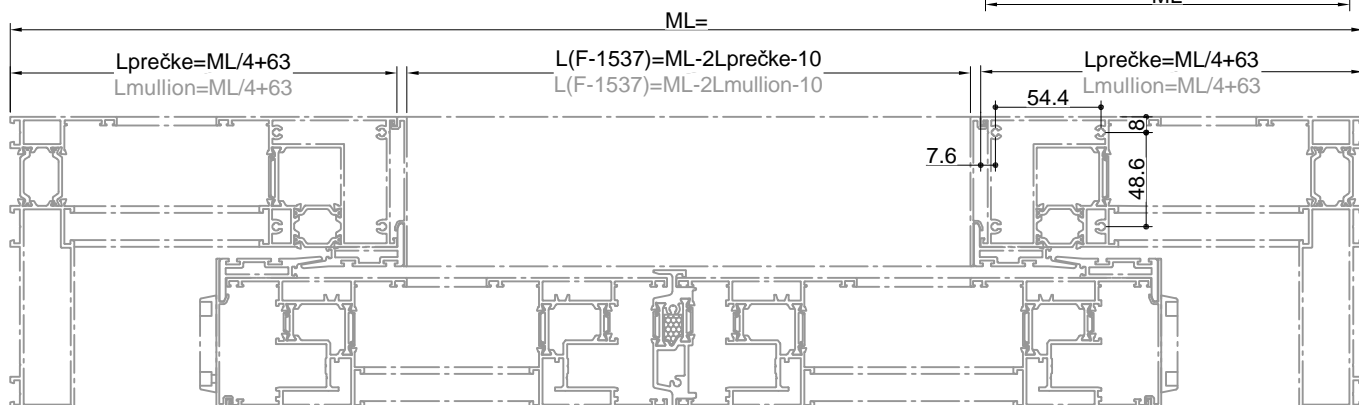
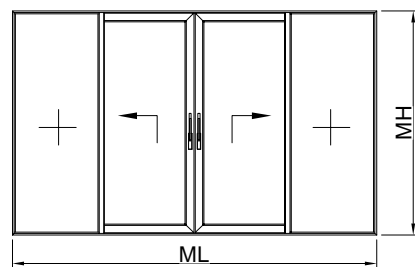


**POZICIONIRANJE POLOŽAJA PREČKE ZA SHEMU DVA SREDNJA
KRILO PODIZNO KLIZNO+BOKOVI FIKSNI I MASKE F-1537**

- prečka FT-1130F.... $L_{prečke}=ML/4+39$
- prečka FT-1131F.... $L_{prečke}=ML/4+63$
- maska F-1537..... $L(F-1537)=ML-2L_{preč-10}$

**POSITIONING LOCATION OF MULLION FOR SCHEME TWO MIDDLE
SASH LIFT&SLIDE+FIXED BLOCKS AND MASK F-1537**

- mullion FT-1130F.... $L_{mullion}=ML/4+39$
- mullion FT-1131F.... $L_{mullion}=ML/4+63$
- mask F-1537..... $L(F-1537)=ML-2L_{mullion-10}$

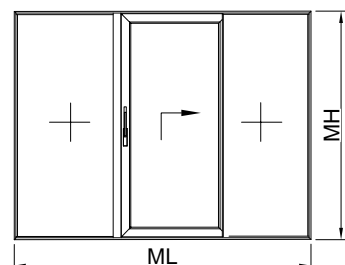
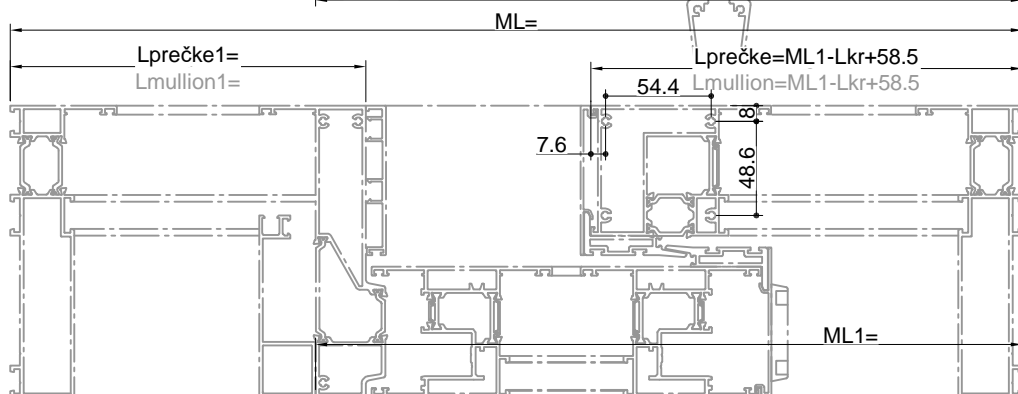


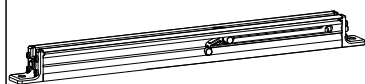
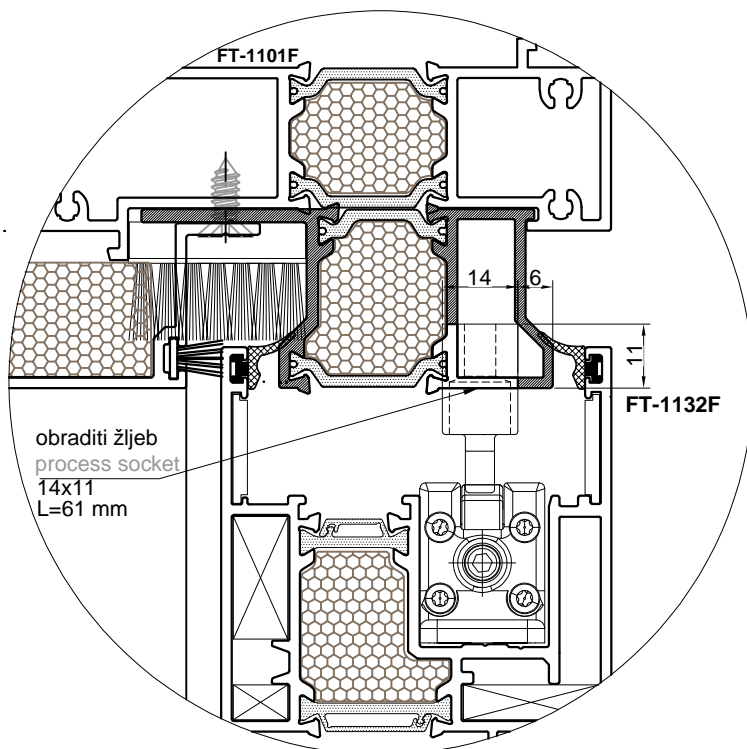
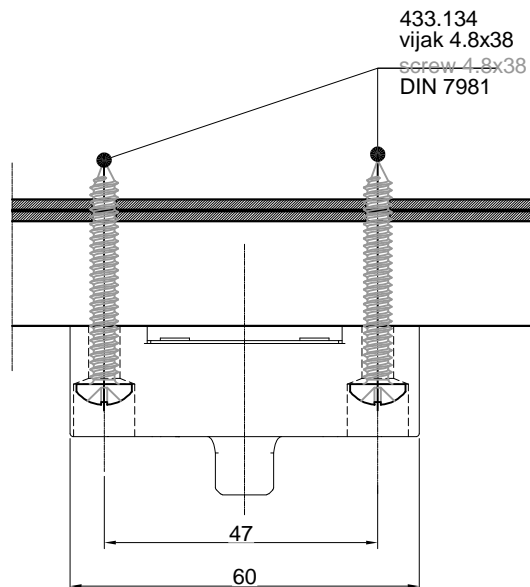
**POZICIONIRANJE POLOŽAJA PREČKE ZA
SHEMU SREDNJE KRILO PODIZNO KLIZNO
+BOKOVI FIKSNI**

- prečka FT-1130F.... $L_{prečke}=ML/4+39$
- prečka FT-1131F.... $L_{prečke}=ML/4+63$
- maska F-1537..... $L(F-1537)=ML-2L_{preč-10}$

**POSITIONING LOCATION OF MULLION FOR
SCHEME MIDDLE SASH LIFT&SLIDE
+ FIXED BLOCKS**

- mullion FT-1130F.... $L_{mullion}=ML/4+39$
- mullion FT-1131F.... $L_{mullion}=ML/4+63$
- mask F-1537..... $L(F-1537)=ML-2L_{mullion-10}$



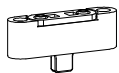


149.030

- Usporivač krila za težine krila ≤ 200 kg
- Oznaka proizvođača: 300359 (Atrium comfort close -HAUTAU)
- Sash weight retarder ≤ 200 kg
- Manufacturer code: 300359 (Atrium comfort close -HAUTAU)

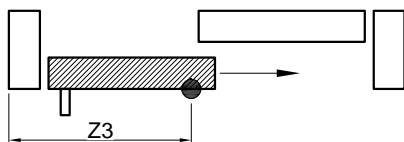
149.031

- Usporivač krila za težine krila $> 200 \dots 300$ kg
- Oznaka proizvođača: 300360 (Atrium comfort close -HAUTAU)
- Sash weight retarder $> 200 \dots 300$ kg
- Manufacturer code: 300360 (Atrium comfort close -HAUTAU)

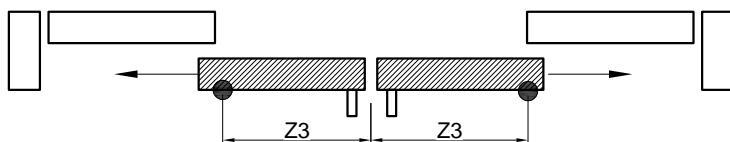
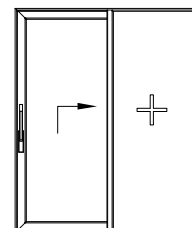


149.032

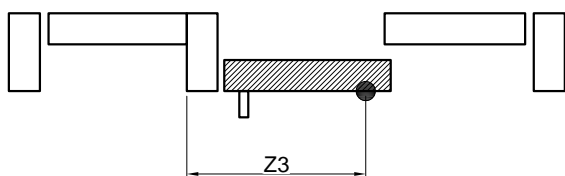
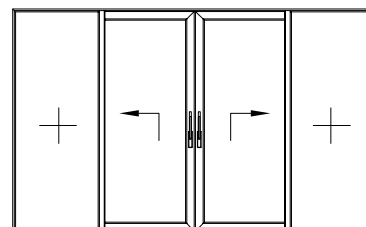
- Usporivač krila-dodatak na ramu
- Oznaka proizvođača: 300380 (Atrium comfort close -HAUTAU)
- Sash retarder -addition on frame
- Manufacturer code: 300380 (Atrium comfort close -HAUTAU)



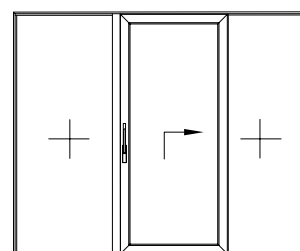
Z3= FB-69



Z3= FB-107

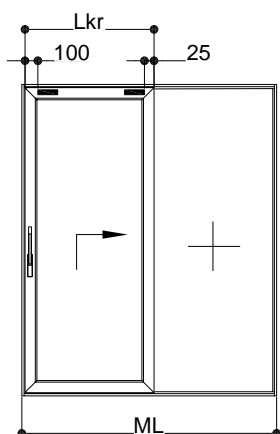


Z3= FB-69



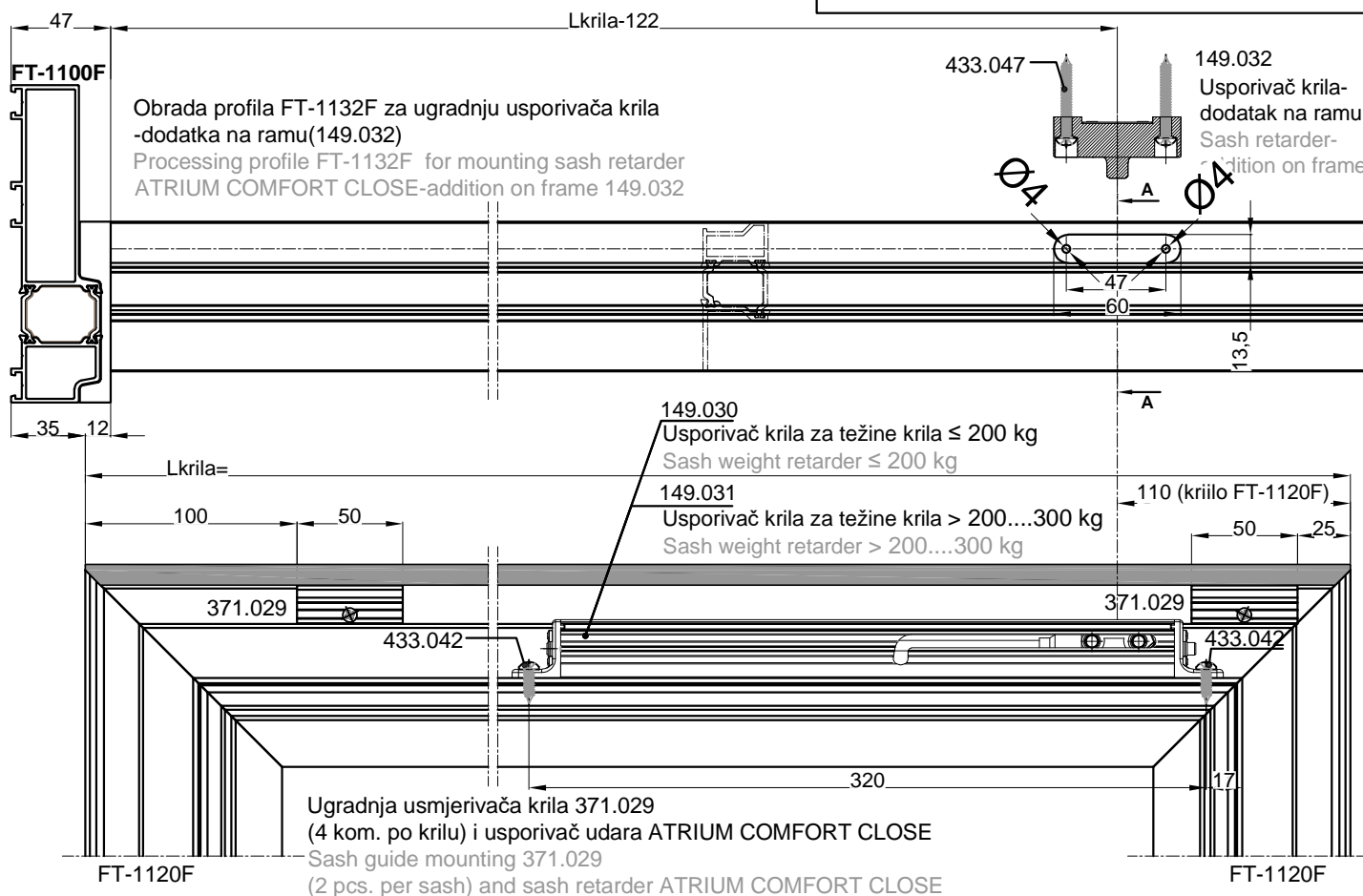
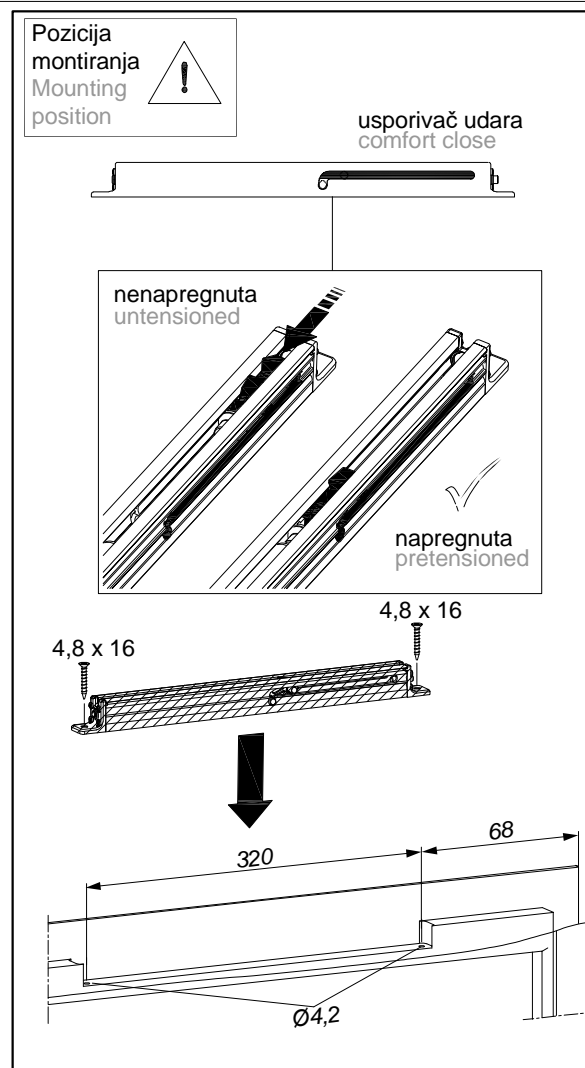
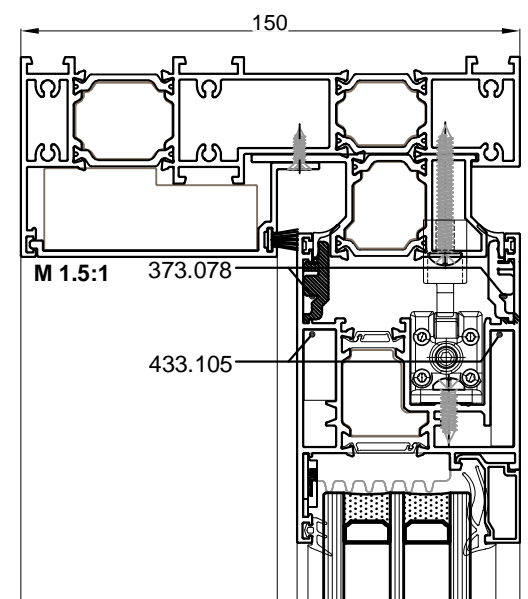
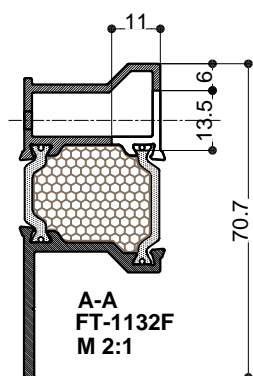
FB-širina krila
FB-sash width

- pozicija usporivača (dio na ramu)....149.032
- supprt position (part on frame)....149.032



UGRADNJA USMJERIVAČA KRILA 371.029
(4 kom. po krilu)-kad imamo usporivač udara
ATRIUM COMFORT CLOSE

SASH GUIDE MOUNTING 371.029
(4 pcs. per sash)-for sash retarder ATRIUM
COMFORT CLOSE



- Mogućnost podešavanja
- Adjustment option

U slučaju netočnosti u pogledu položaja dijela koji ide na ram, krajnji položaj krila povezan s ramom može se podesiti. Postaviti ključ veličine 3 u utor 6x4 mm u utoru za podešavanje.

L (rotacija u smjeru suprotnom od kazaljke na satu): zatvaranje krila će se pomaknuti u smjeru strane ručke (0 ... 5 mm).

R (rotacija u smjeru kazaljke na satu): zatvaranje krila će se pomaknuti u smjeru strana bez ručke (0 ... 5 mm)

In case of inaccuracy concerning position of the frame piece, the end position of the sash related to the frame can be adjusted.

Put allen key size 3 through the groove 6 x 4 mm into the adjusting screw.

L (counter-clockwise rotation): closing of sash will be shifted in direction of handle side (0 ... 5 mm).

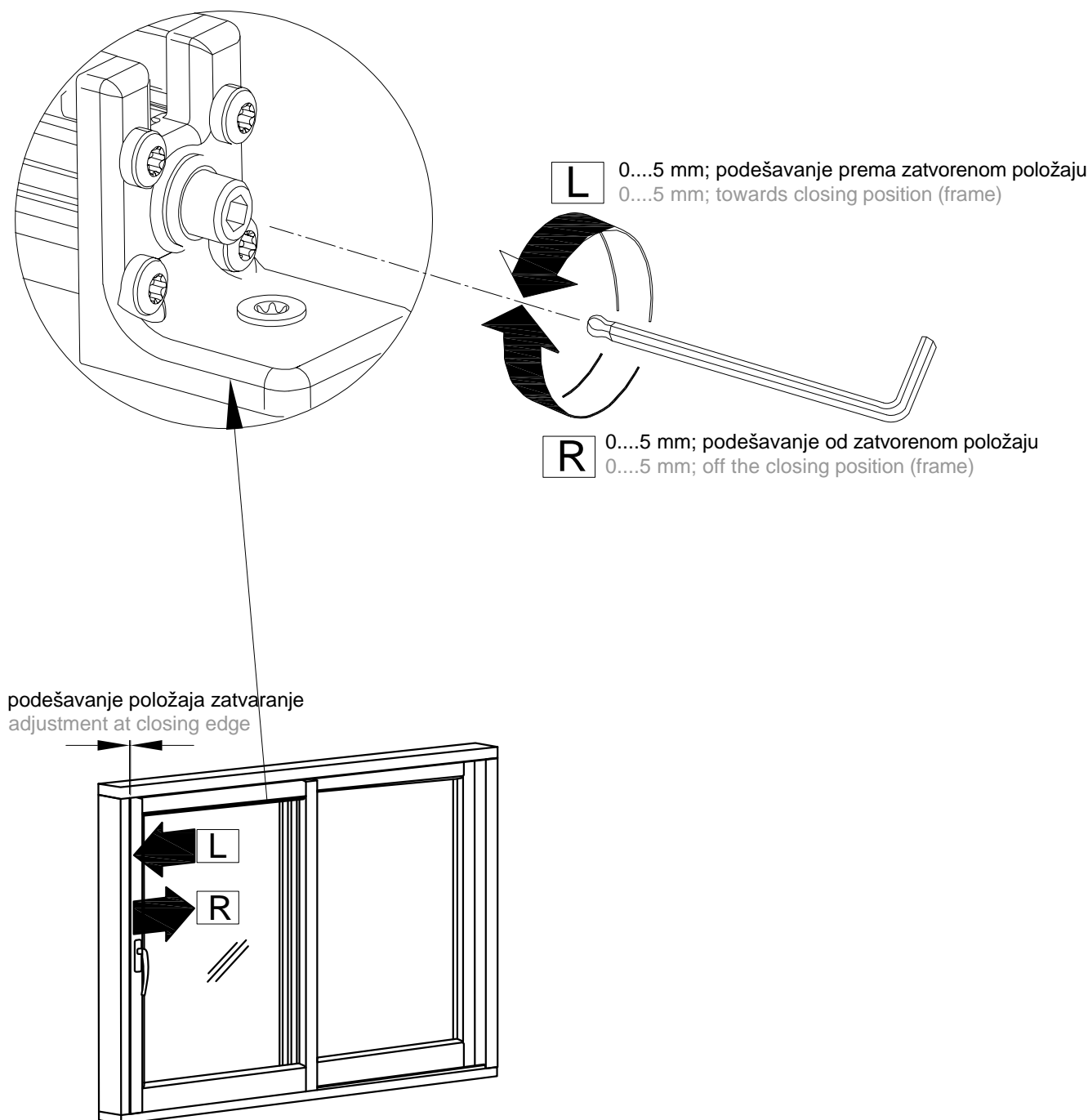
R (clockwise rotation): closing of sash will be shifted in direction of non-handle side (0 ... 5 mm)

- NAPOMENA:

Podešavati se može nakon ostakljivanja krila i montaže na ram.

- NOTE:

Adjustments may be changed after glazing the sash and mounting the frame!



Obrada profila krila za skriveni odvod kapljevina

- izvod kapljevina iz krila pomoću **monodrain cjevčice 360.009**
- obradu profila raditi glodalom ili svdlom Ø10 svakih 600 mm (250 mm od krajeva profila)

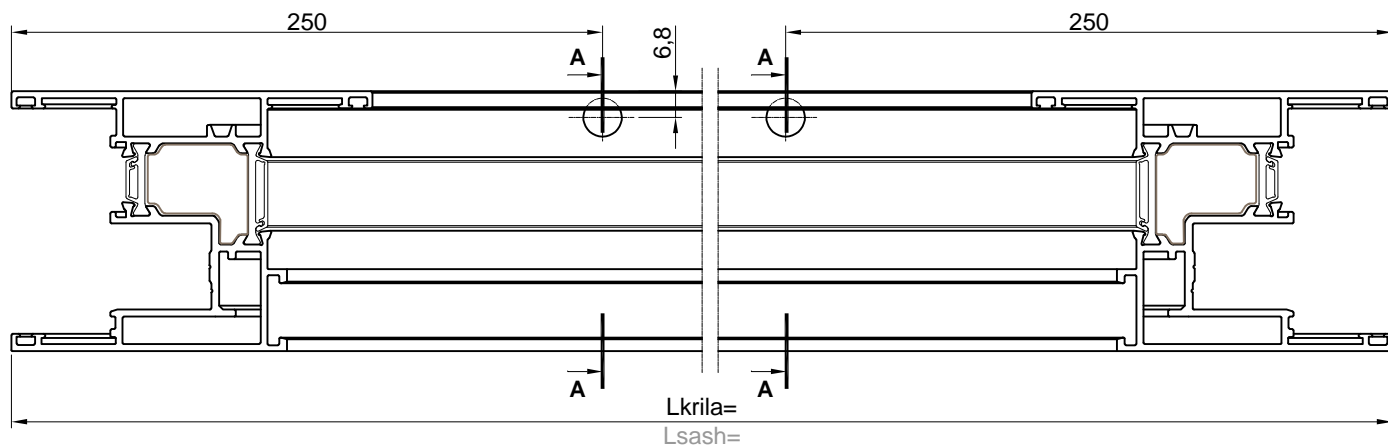
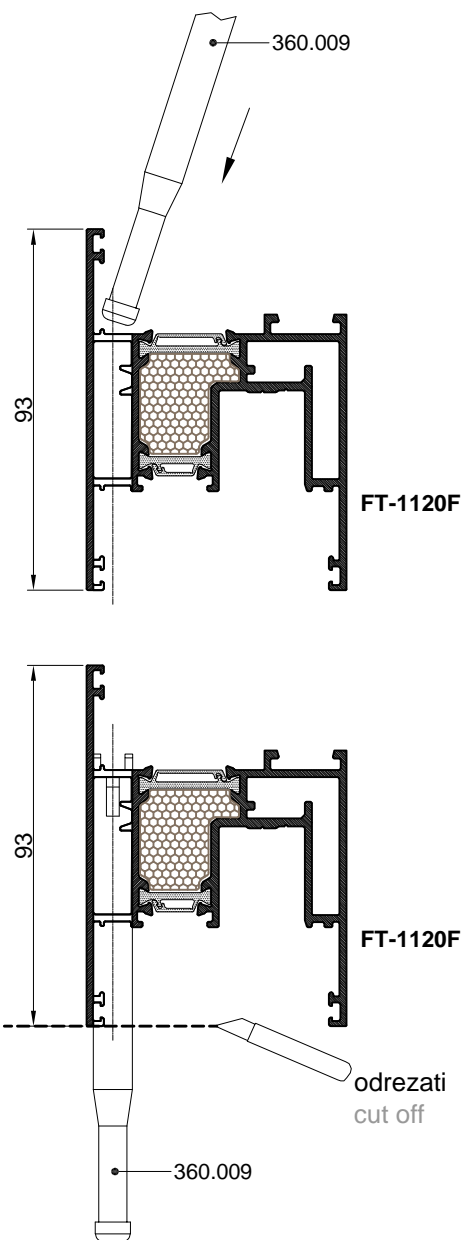
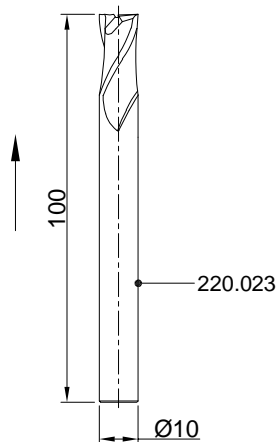
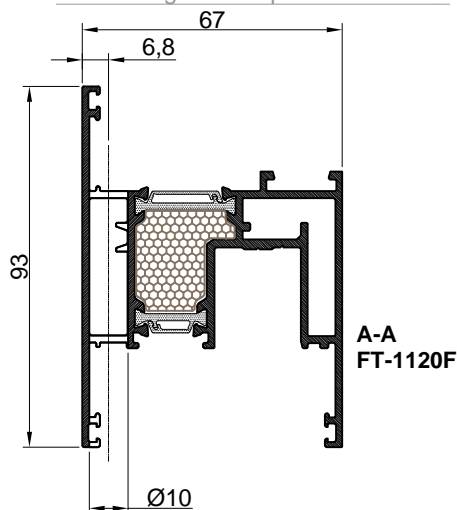
Processing of sash profile for hidden drainage

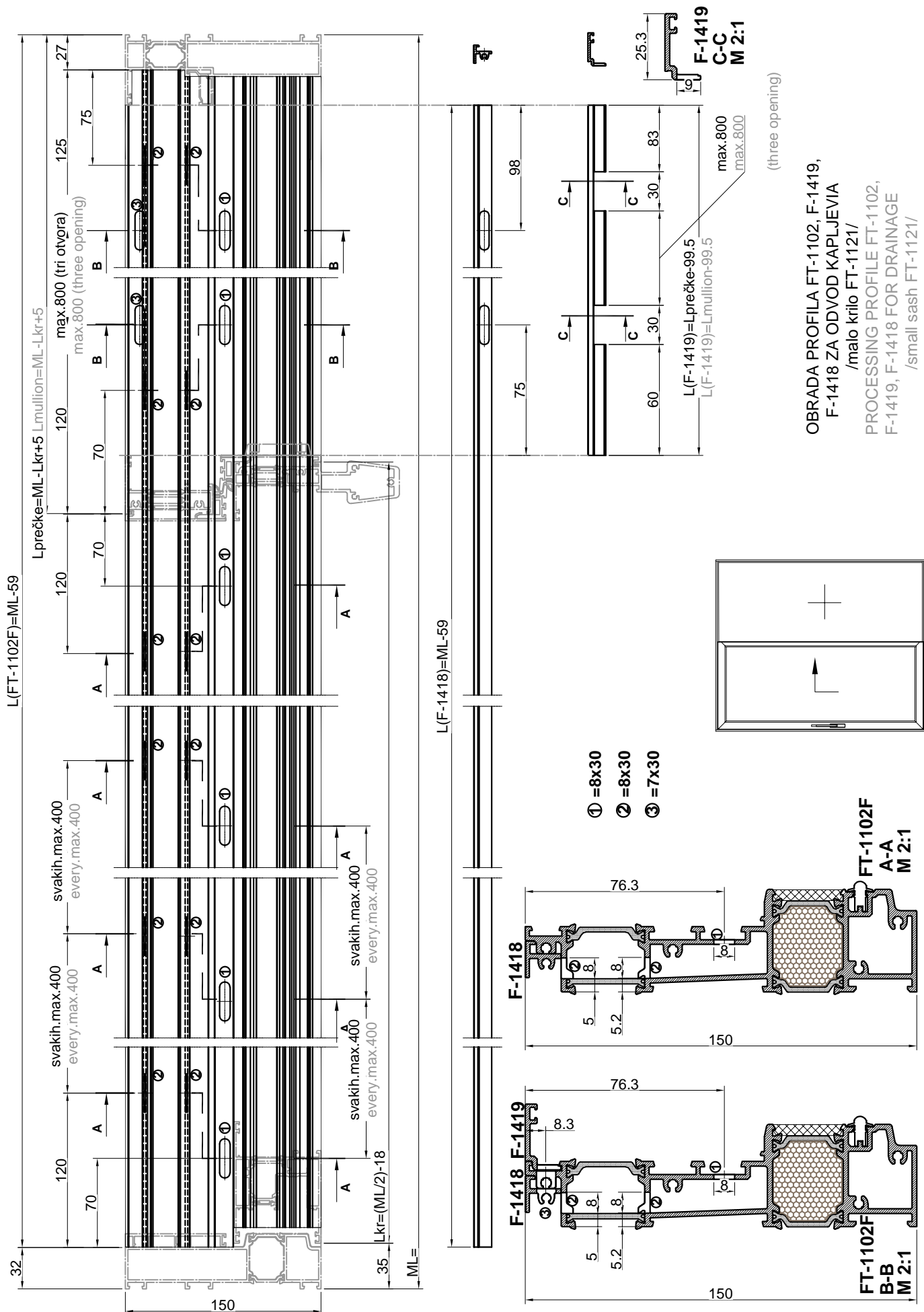
- drainage from sash by monodrain tubule 360.009
- process profile with mill or bore Ø10 every 600 mm (250 mm from the end of profile)

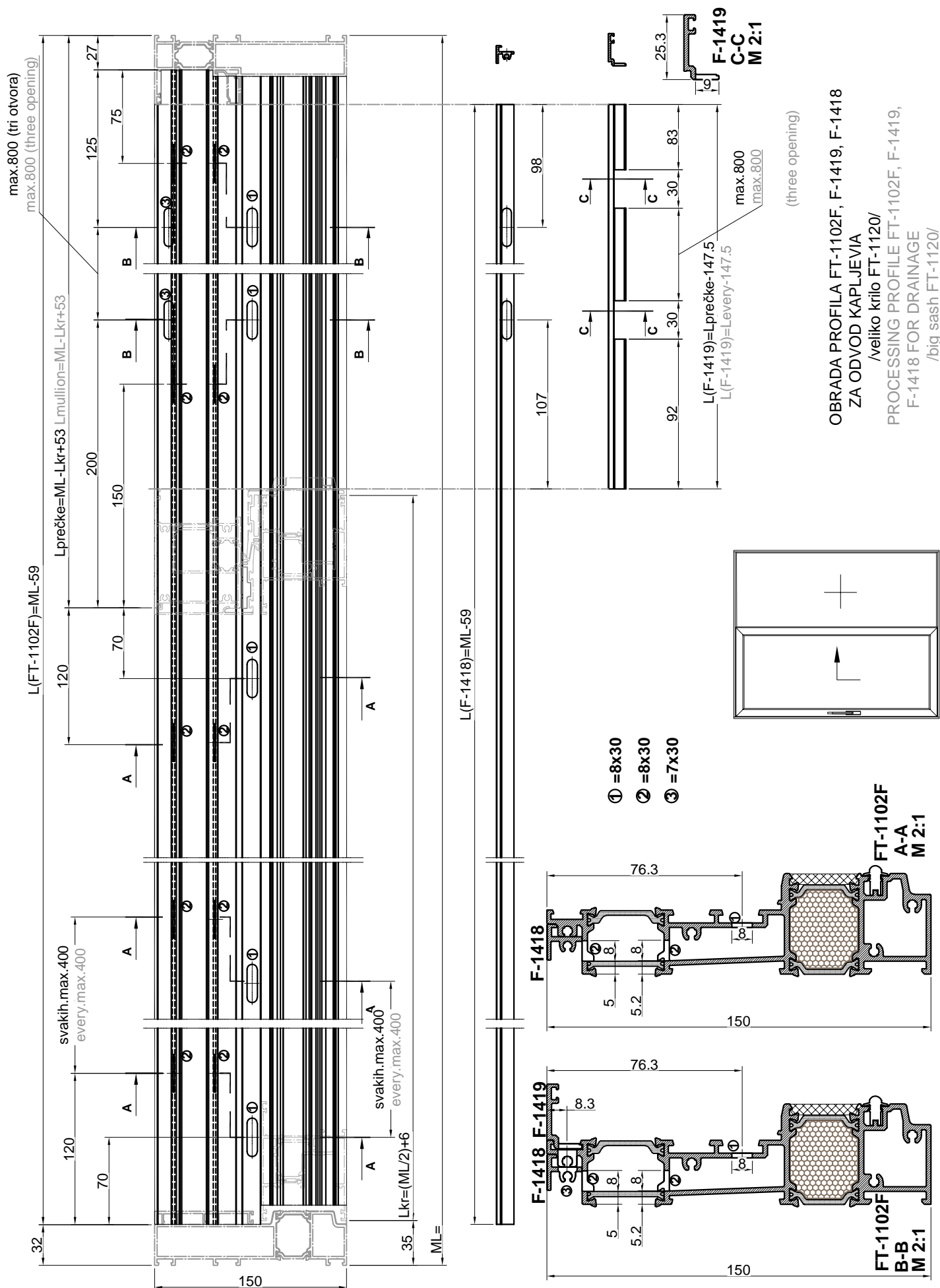
Ugradnja monodrain cjevčice 360.009
Mounting of monodrain tubule 360.009

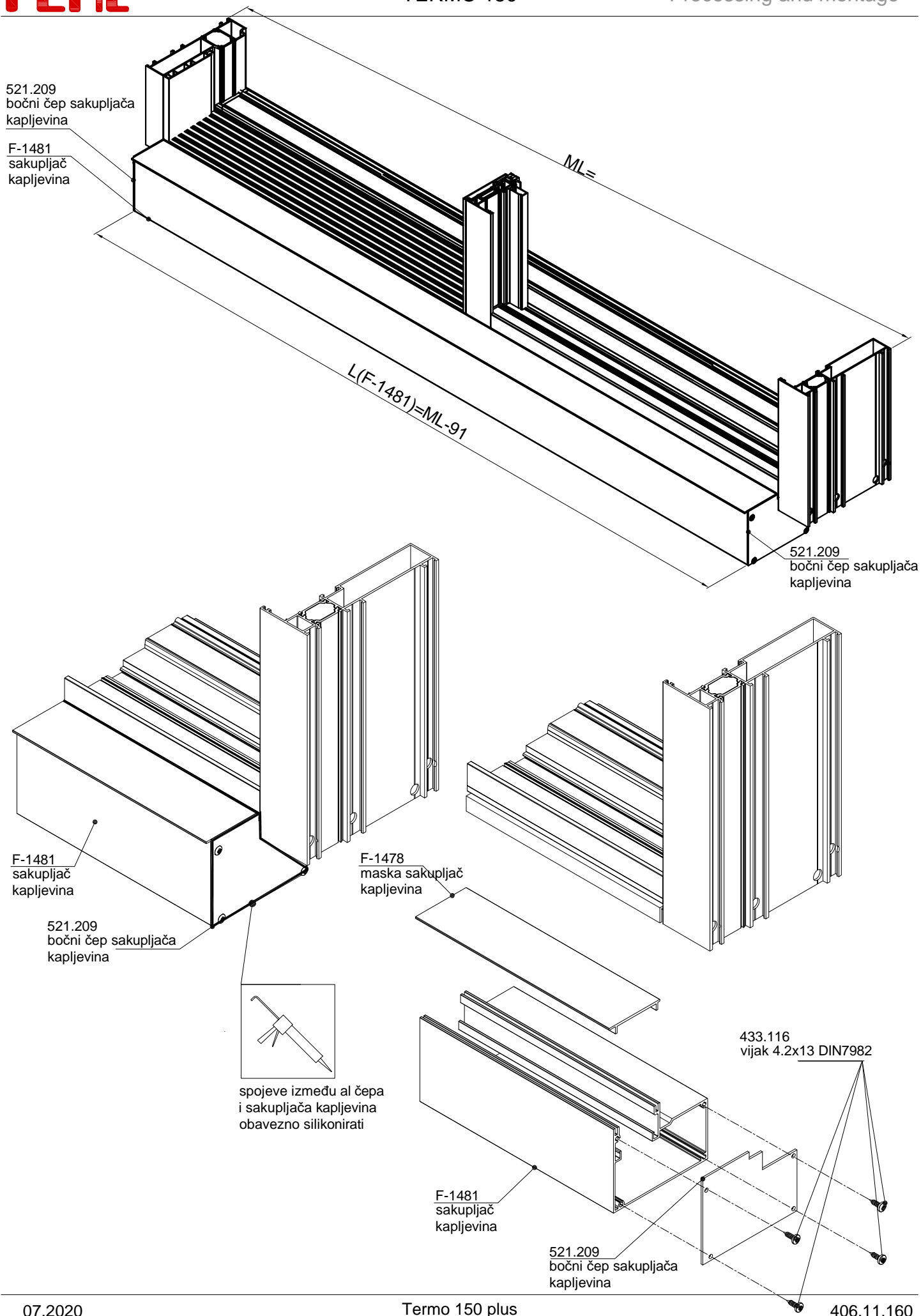
Obrada profila krila FT-1120F

Processing of sash profile FT-1120F



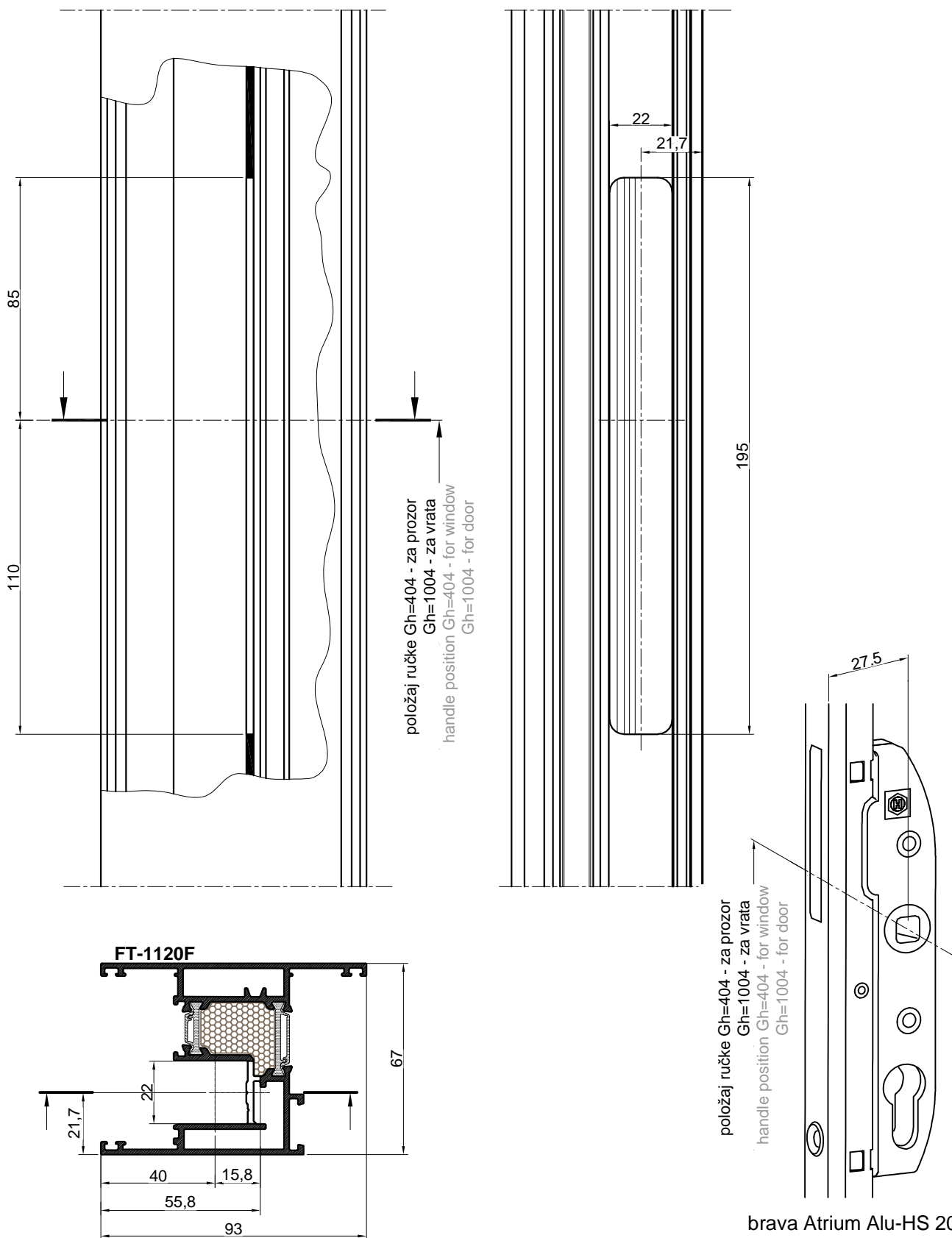






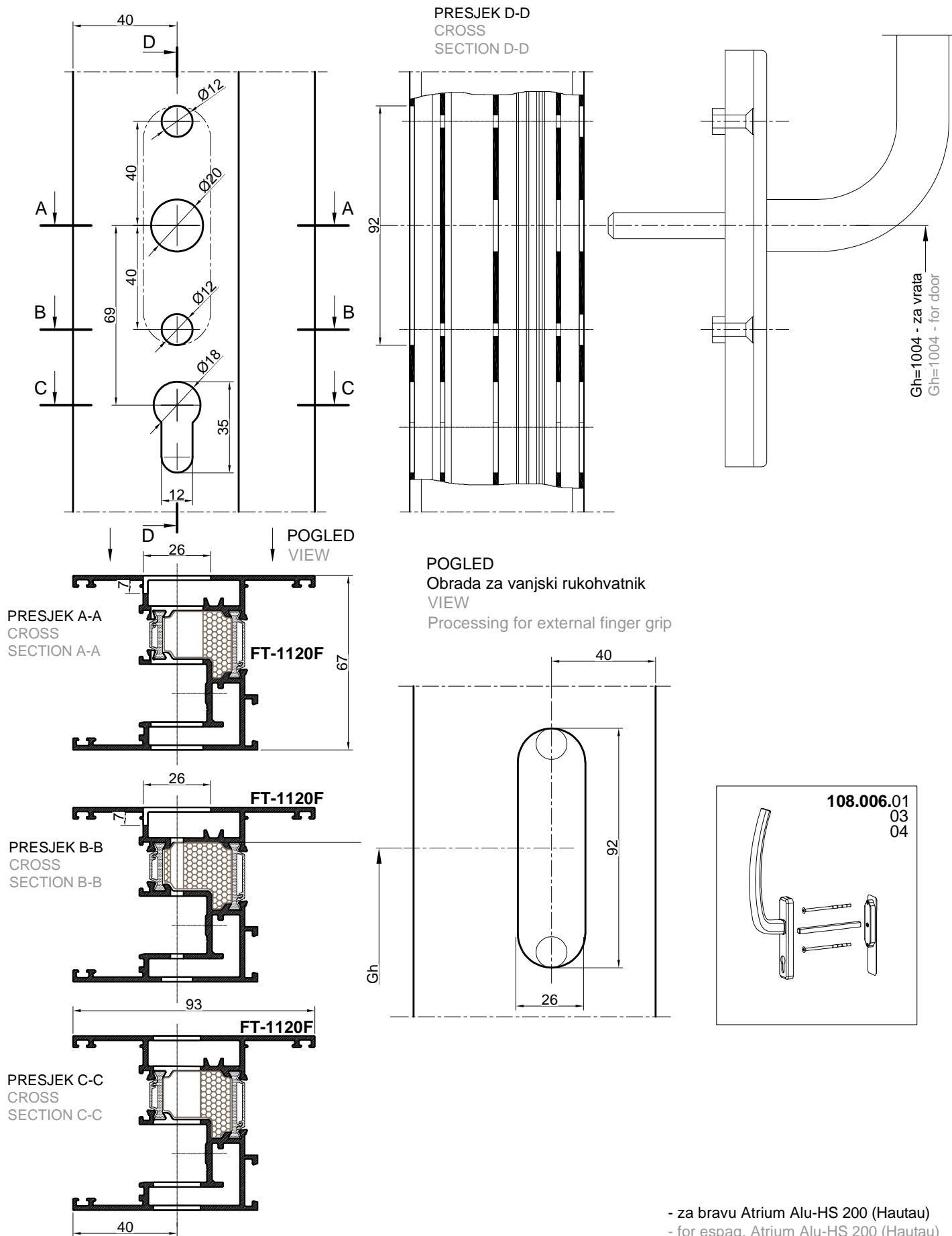
OBRADA ZA BRAVU Atrium Alu-HS 200 (Hautau)
-obrada na glodalici vretenastim glodalom
za krilo FT-1120F

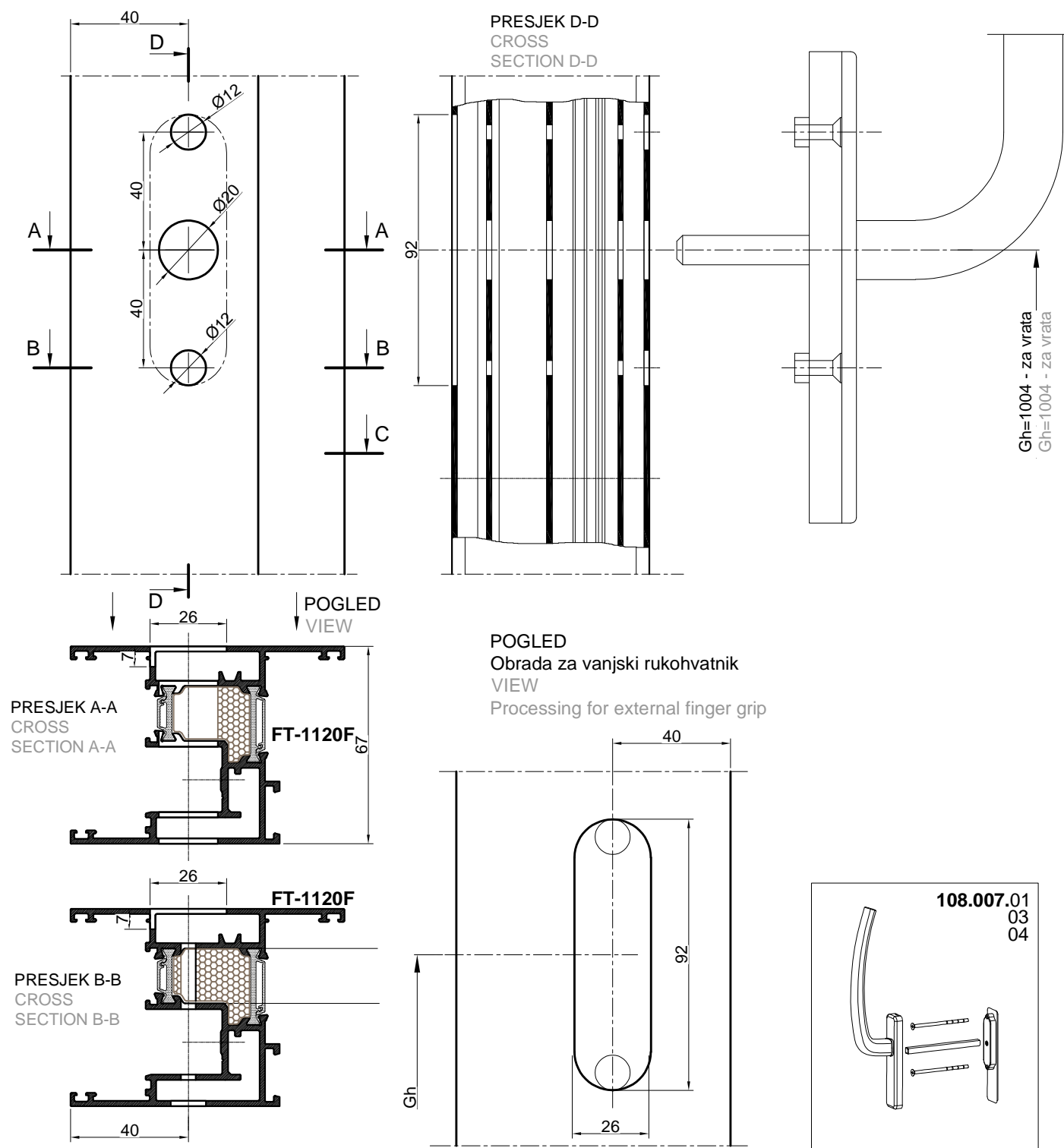
PROCESSING FOR ESPAG. Atrium Alu-HS 200 (Hautau)
-processing on mill machine with end mill
for sash FT-1120F



brava Atrium Alu-HS 200
espag. Atrium Alu-HS 200

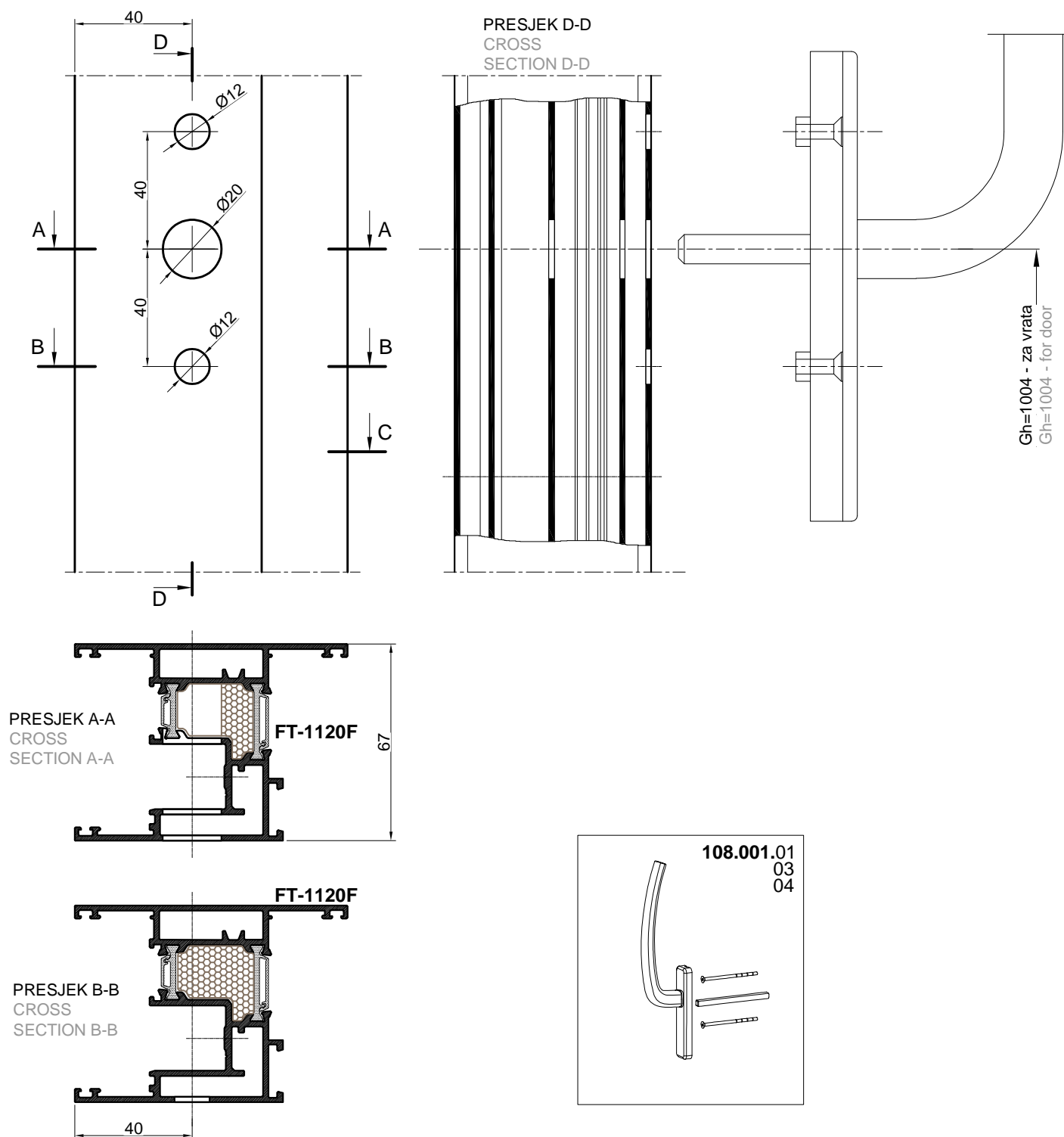
OBRADA PROFILA **FT-1120F** ZA RUČKU 108.006, Hautau, za HS 200
PROCESSING PROFILE **FT-1120F** FOR HANDLE 108.006, Hautau, za HS 200



OBRADA PROFILA FT-1120F ZA RUČKU 108.007, Hautau, za HS 200
PROCESSING PROFILE FT-1120F FOR HANDLE 108.007, Hautau, za HS 200


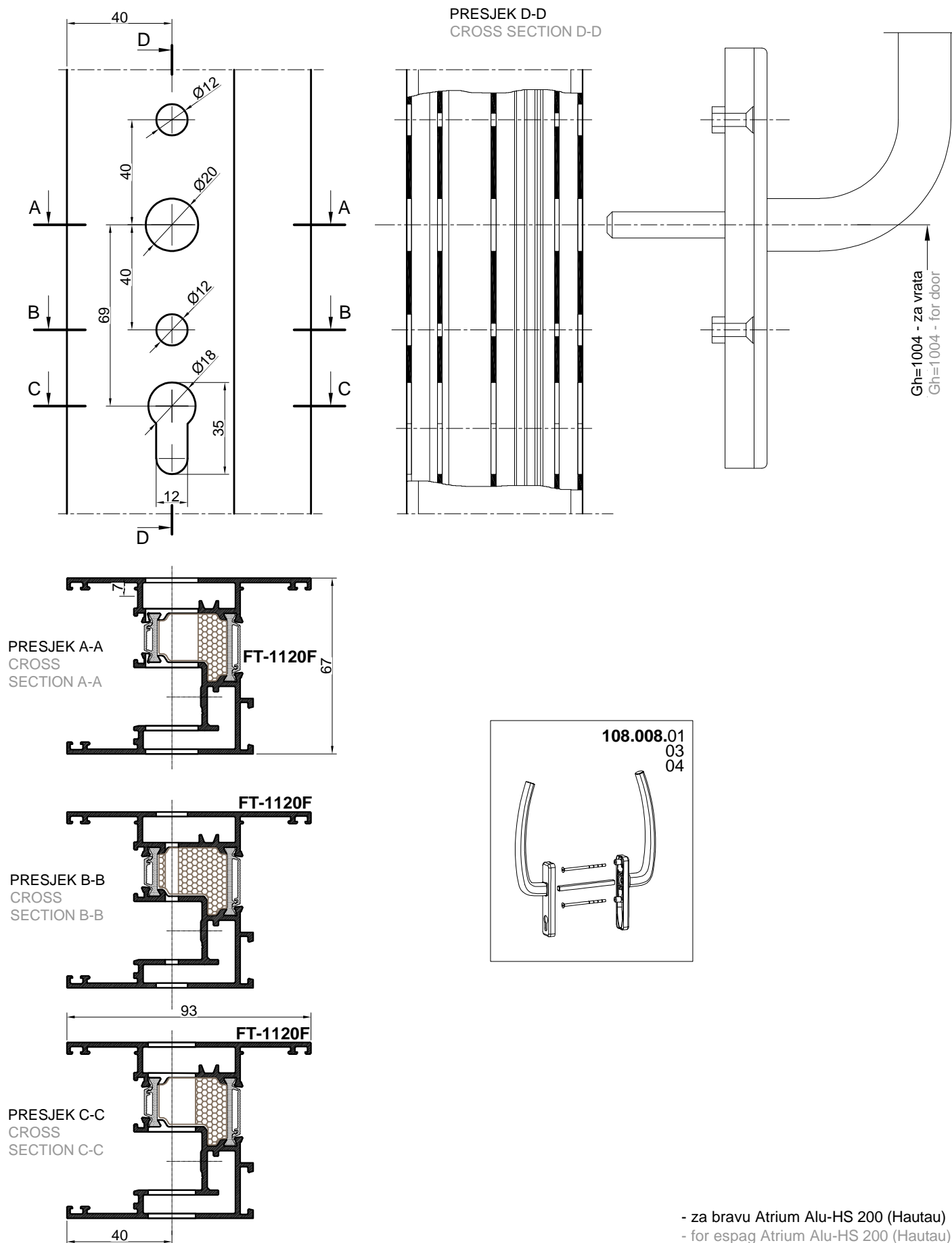
- za bravu Atrium Alu-HS 200 (Hautau)
- for espag. Atrium Alu-HS 200 (Hautau)

OBRADA PROFILA **FT-1120F** ZA RUČKU 108.001, Hautau, za HS 200
 PROCESSING PROFILE **FT-1120F** FOR HANDLE 108.001, Hautau, za HS 200



- za bravu Atrium Alu-HS 200 (Hautau)
 - for espag. Atrium Alu-HS 200 (Hautau)

OBRADA PROFILA **FT-1120F** ZA RUČKU 108.008, Hautau, za HS 200
PROCESSING PROFILE **FT-1120F** FOR HANDLE 108.008, Hautau, za HS 200

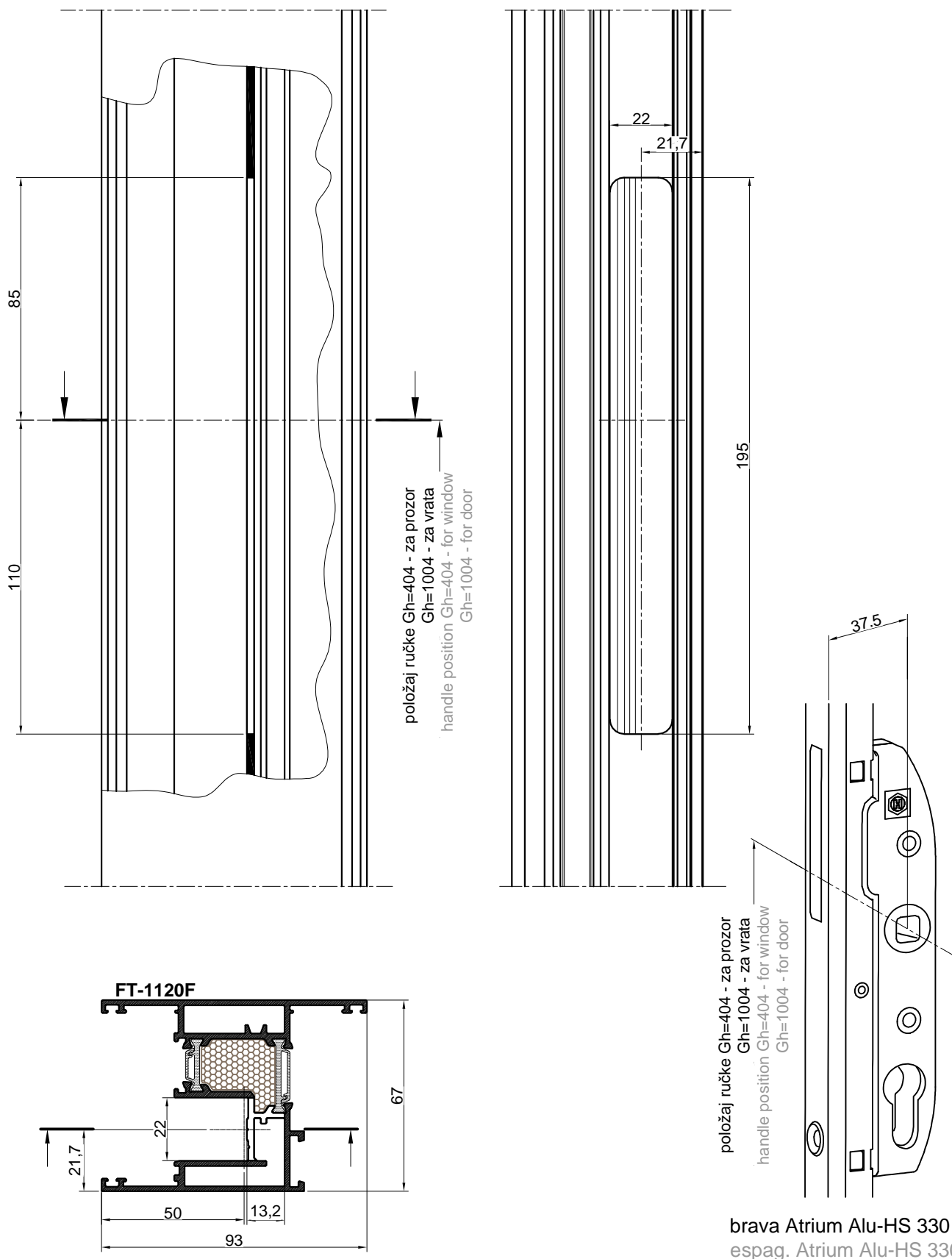


OBRADA ZA BRAVU Atrium Alu-HS 300 (Hautau)

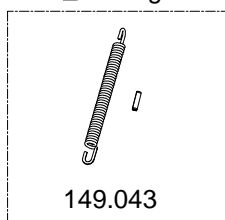
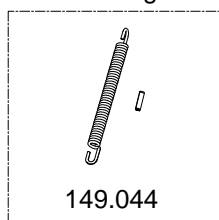
-obrada na glodalici vretenastim glodalom
za krilo FT-1120F

PROCESSING FOR ESPAG Atrium Alu-HS 300 (Hautau)

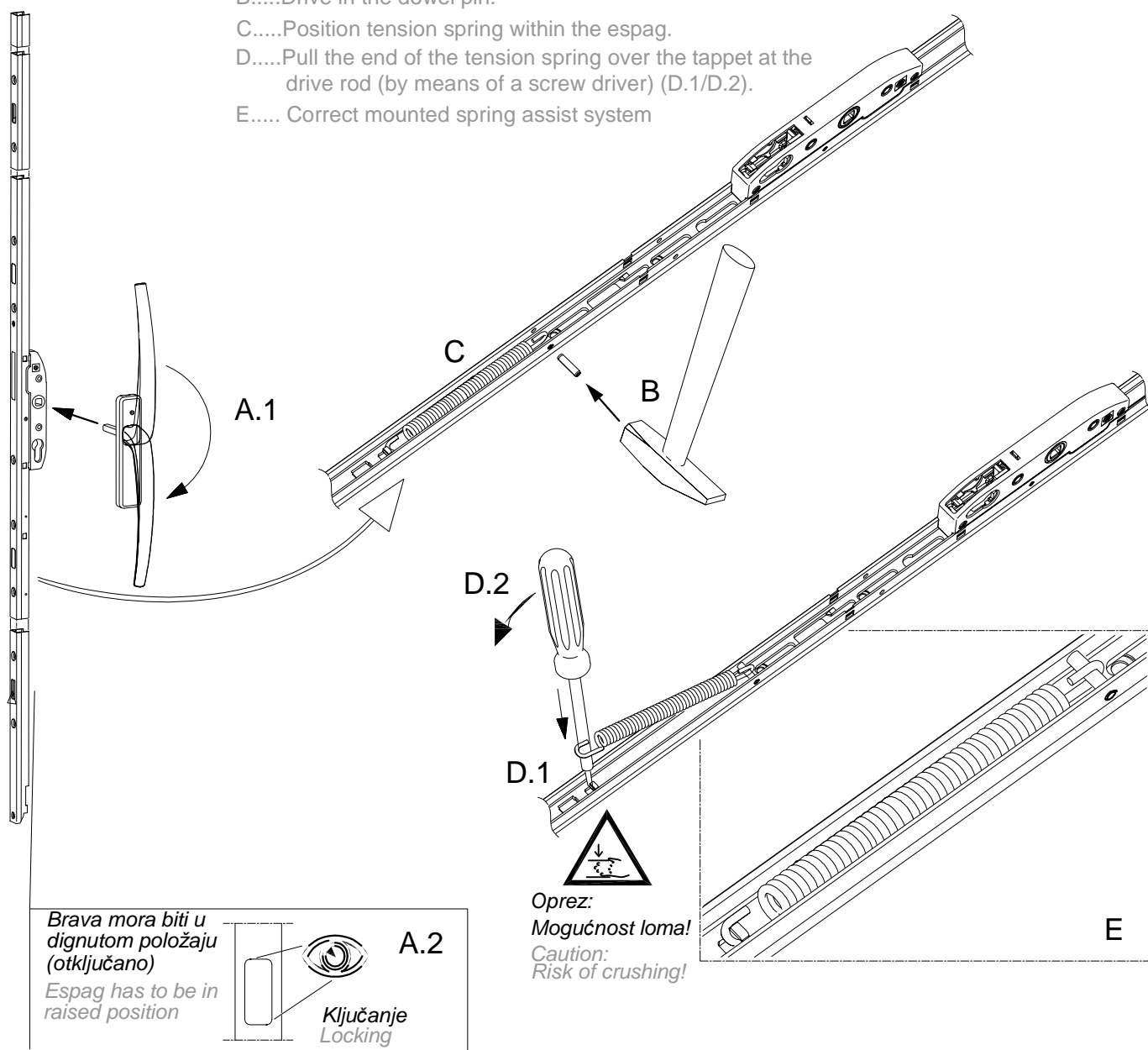
-processing on mill machine with end mill
for sash FT-1120F



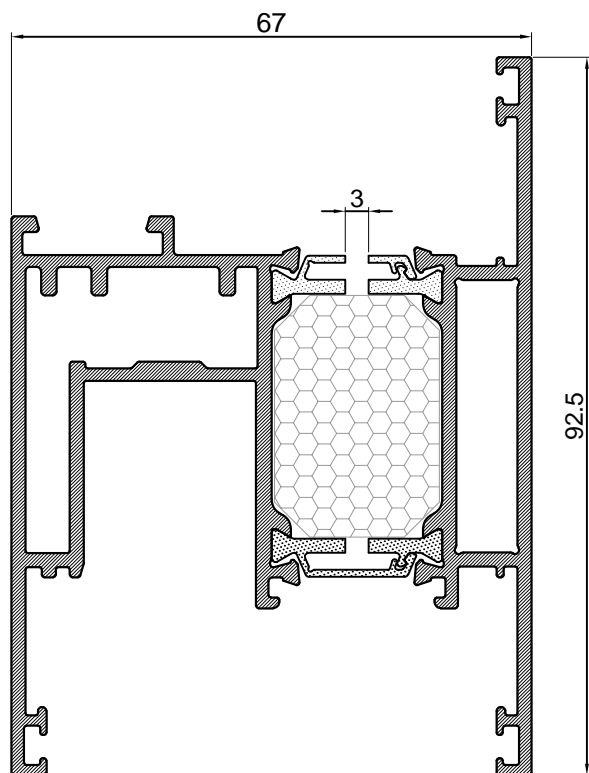
brava Atrium Alu-HS 330
espag. Atrium Alu-HS 330

MONTAŽA OPRUGE ZA LAGANO POKRETANJE RUČKE PODIZNO KLIZNOG MEHANIZMA
MOUNT SPRING ASSIST SYSTEM WITHIN THE ESPAGOpruga za težine krila
Accessories for sash weight
 ≤ 200 kgOpruga za težine krila
Accessories for sash weight
> 200 kg

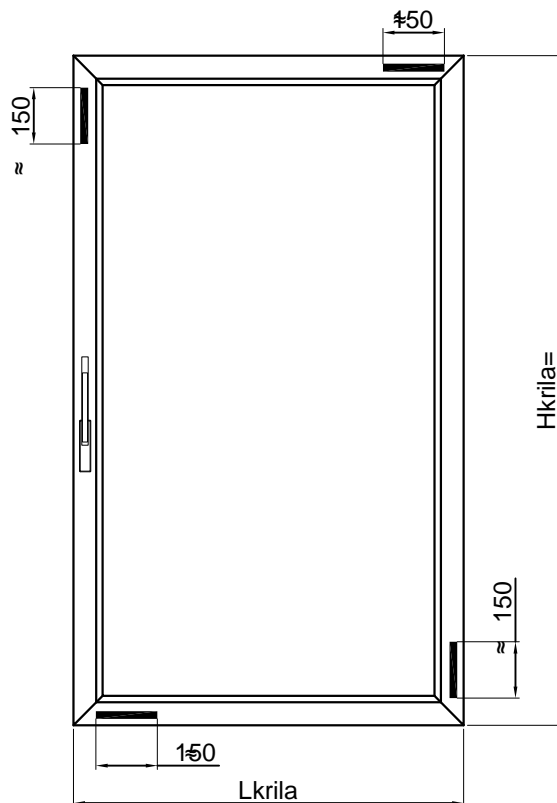
- A..... Postaviti bravu u dignuti položaj (otključano) (A.1/A.2).
 B..... Postaviti zatik u određeni položaj na bravi (već postoji rupa na bravi)
 C..... Pozicija opruge na bravi
 D..... Povuci kraj zatezne opruge preko zuba na bravi (pomoću odvijača) (D.1/D.2).
 E..... Ispravno namontirana opruga
- A..... Bring espag into raised position (A.1/A.2).
 B..... Drive in the dowel pin.
 C..... Position tension spring within the espag.
 D..... Pull the end of the tension spring over the tappet at the drive rod (by means of a screw driver) (D.1/D.2).
 E..... Correct mounted spring assist system



Izrezivanje termo štapića (poliamida) radi kompeziranja širenja profila
Cutting thermo sticks (polyamide) to compensate for profile expansion



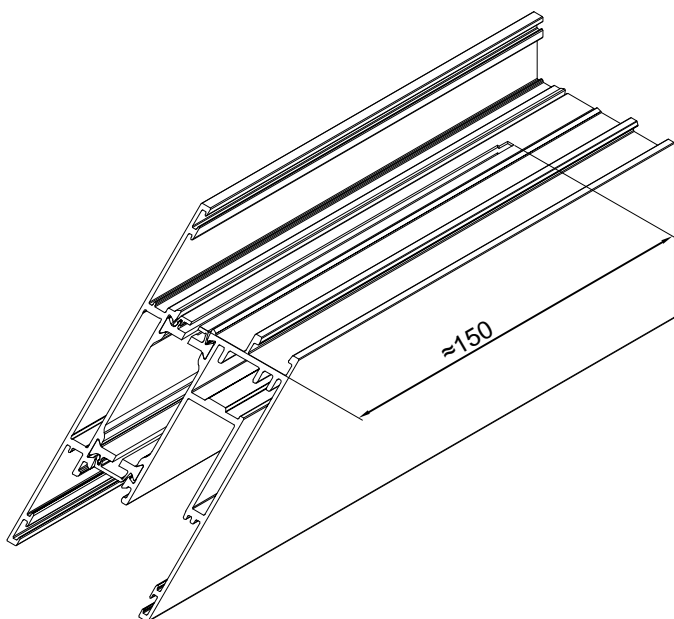
FT-1022F



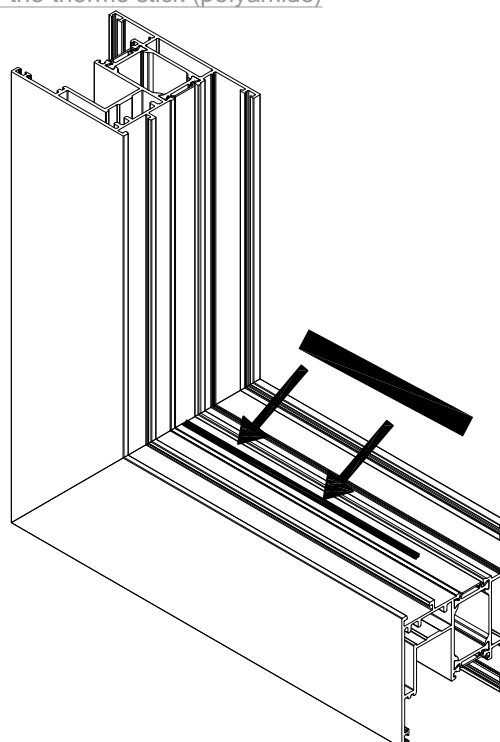
Pozicija izrezivanja termo štapića
(poliamida) na krilu ≈ 150 mm

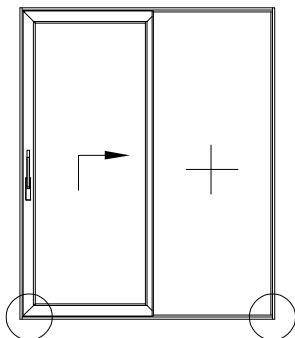
Pozicija izrezivanja termo štapića
(poliamida) na krilu ≈ 150 mm

Izrezati termo štapiće (poliamide) cca.150 mm
Cut thermo sticks (polyamide) approximately 150 mm



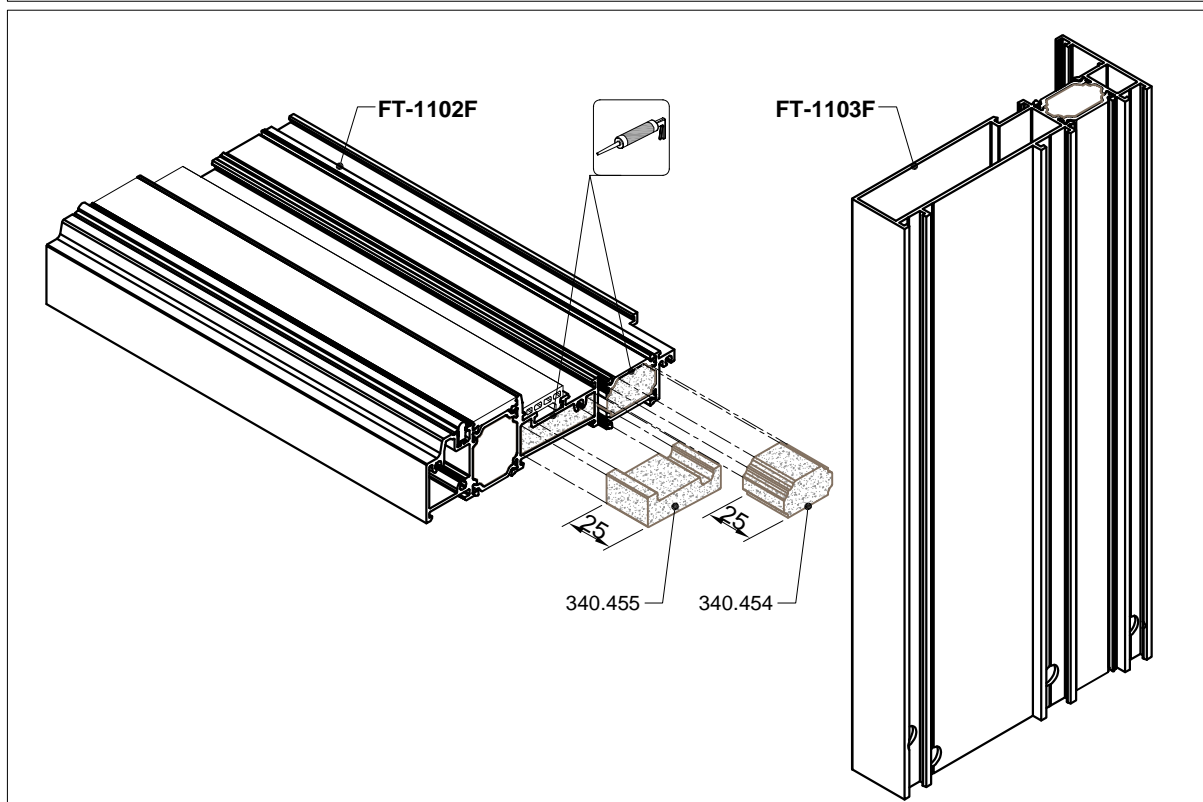
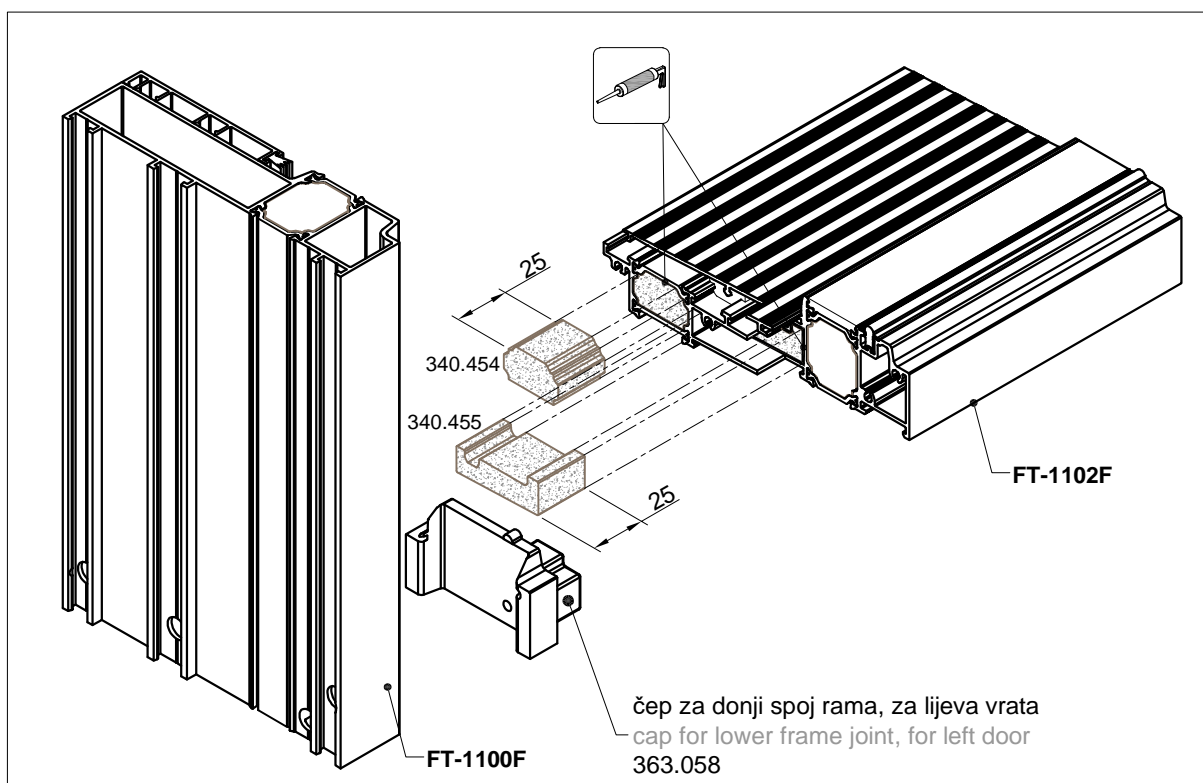
Zaljepiti jednostrano ljepljivu traku na mjestu reza
termo štapića (poliamida)
Stick one-sided adhesive tape on the cut
of the thermo stick (polyamide)

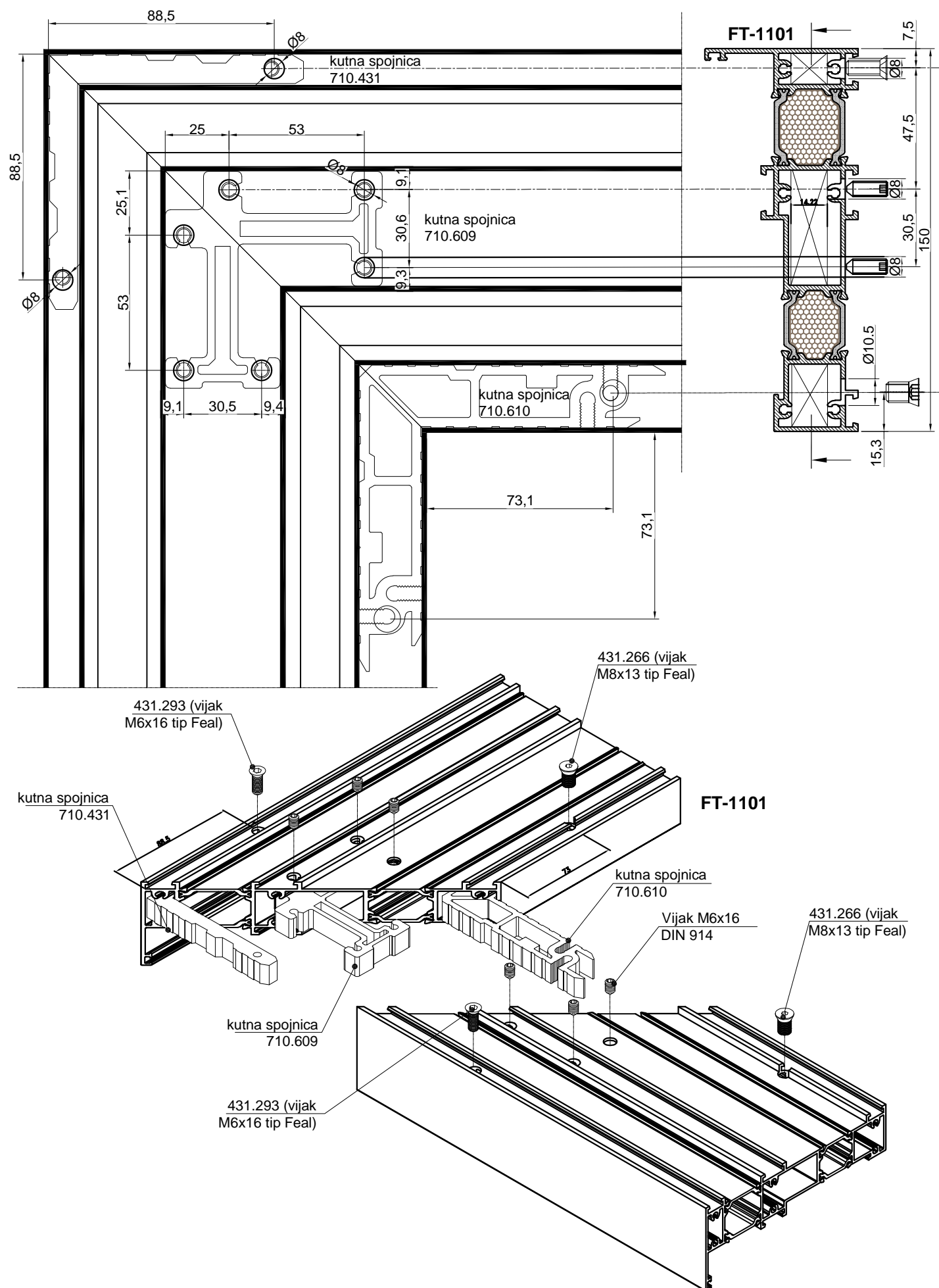


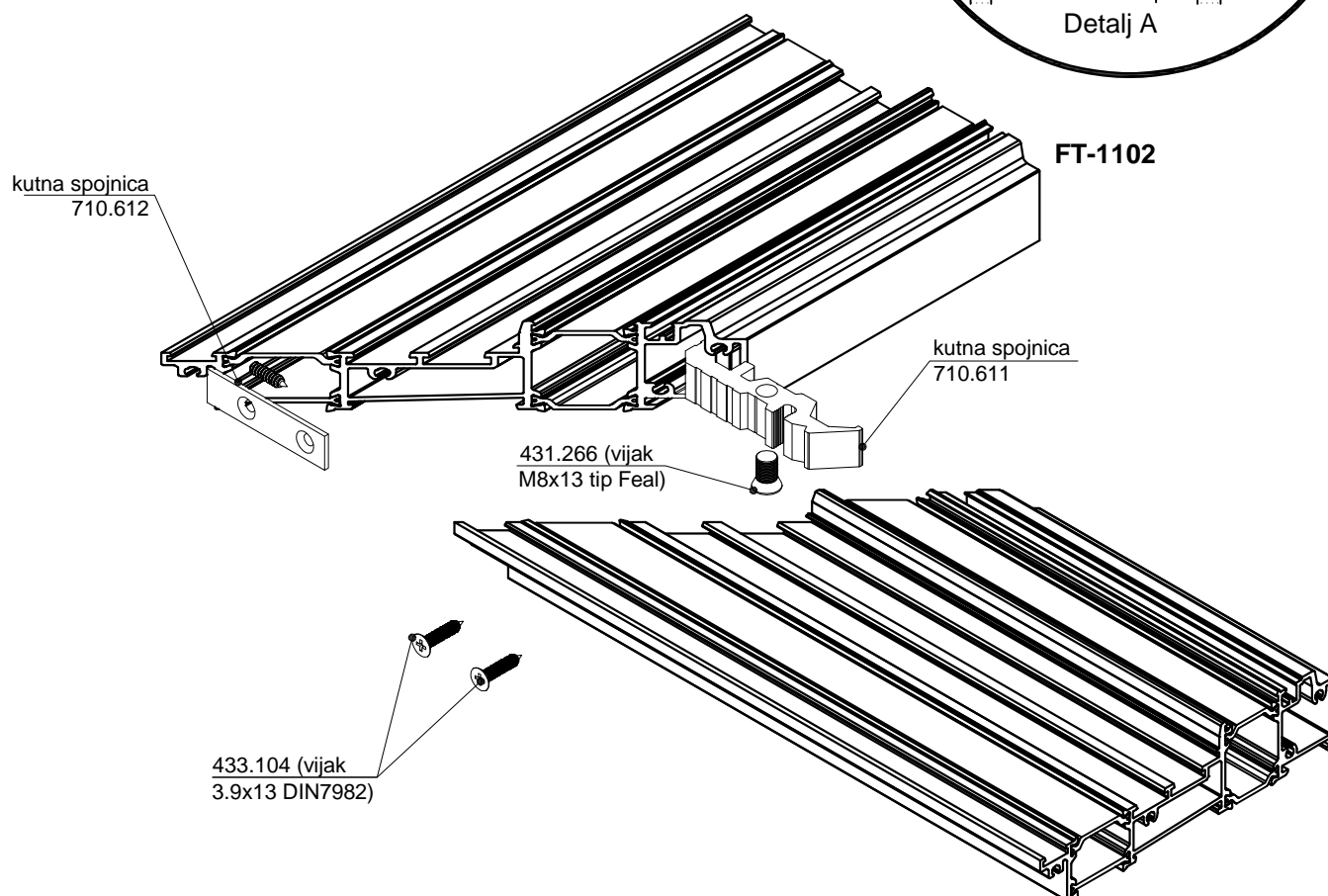
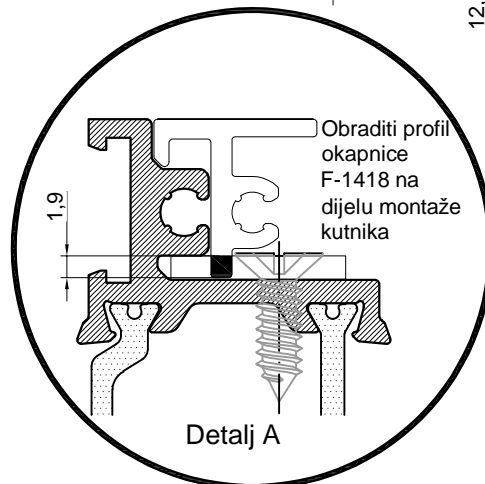
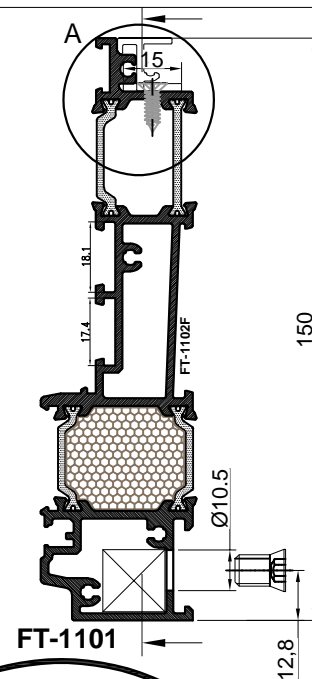
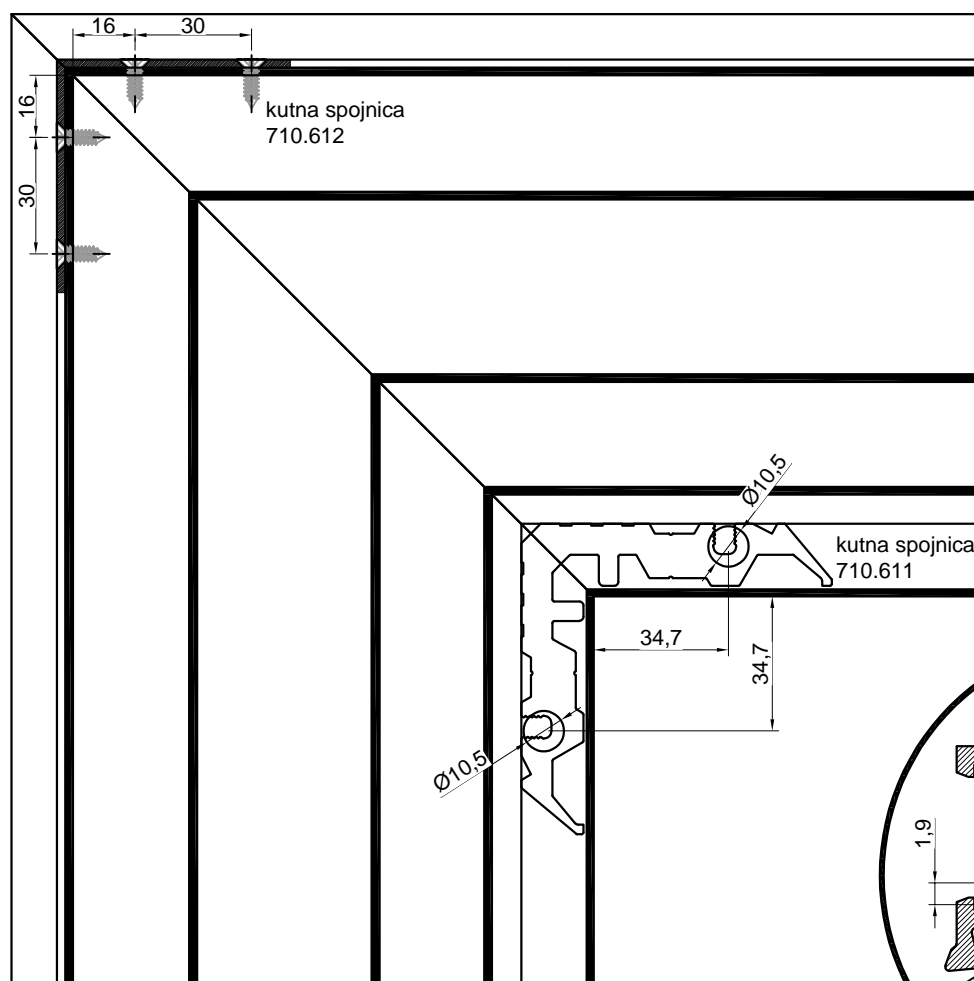


MONTAŽA XPS BARIJERE U PROFILU PRAGA FT-1102F ZA ODVOD KAPLJEVINA INSTALLATION XPS BARRIER IN DOORSTEP PROFILE FT-1102F FOR WATER DRAINAGE

1. Po unutarnjem obodu vanjske komore bez prekida primjeniti neutralno silikonsko lijepilo (npr. Teroson MS 939)
Apply neutral silicone adhesive to the inner circumference of the outer chamber without interruption (eg. Teroson MS 939)
2. U komore umetnuti umetke (340.454 i 340.455)
In chamber insert (340.358)
3. Spojiti profile i ujedno pozicionirati umetak (340.454 i 340.455) na željeno mjesto
Connect the profiles and also position insert (340.454 i 340.455) at the desired position

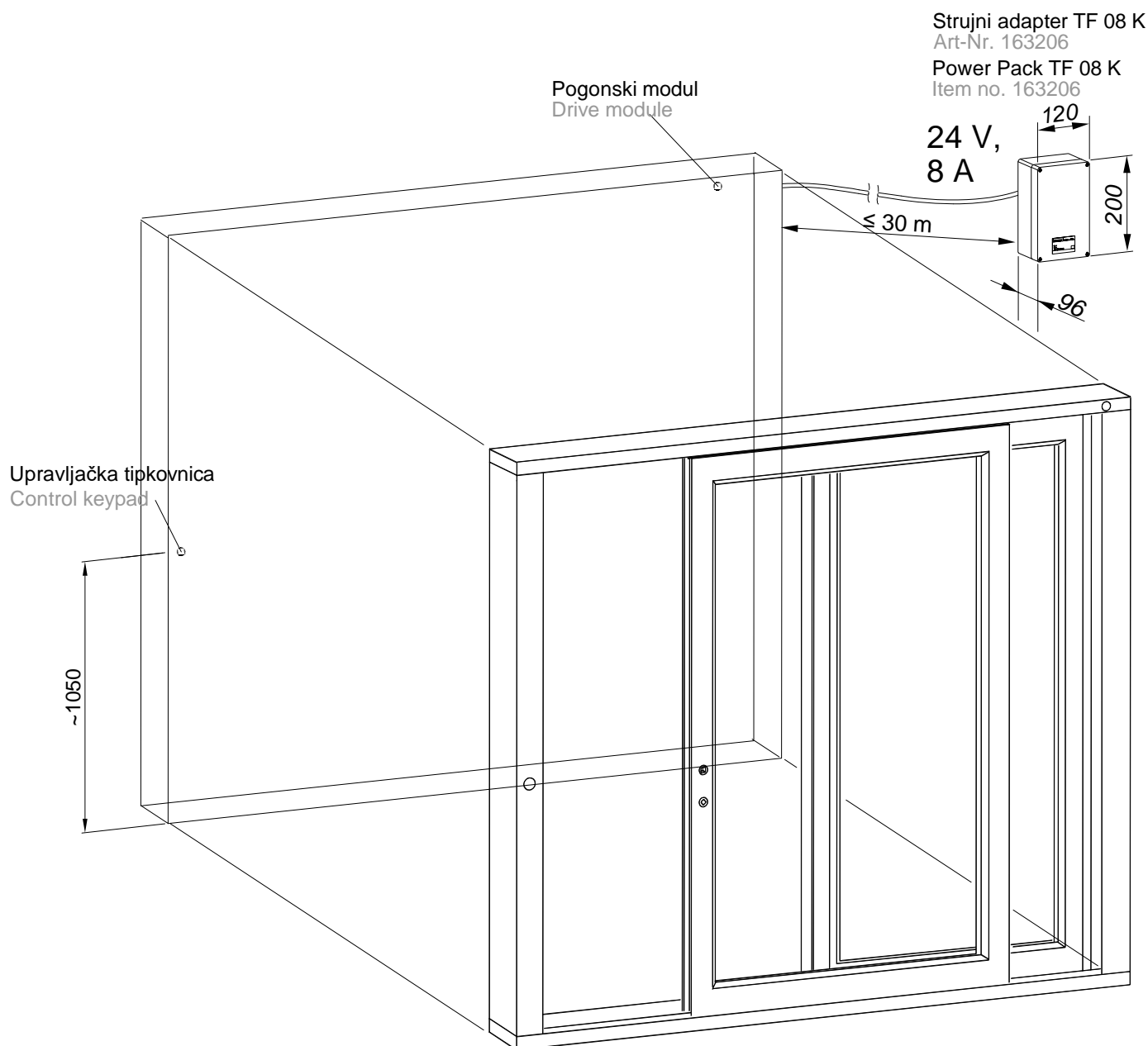


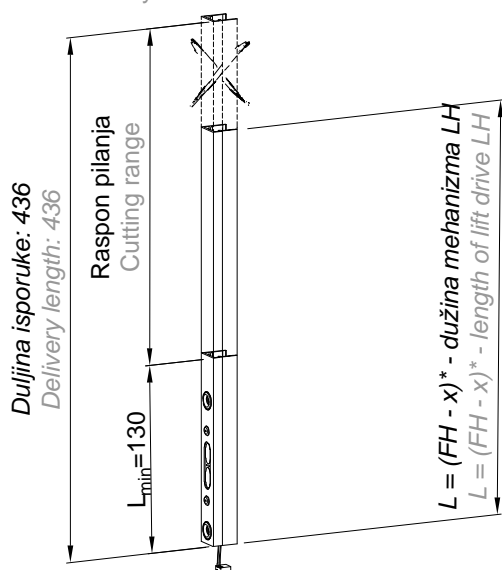




Priprema za spajanje Preparation of connection

Primjer: Klizni krilo otvaranje desno
(pogled iznutra)
Example: sliding sash opening to the right
(view from inside)



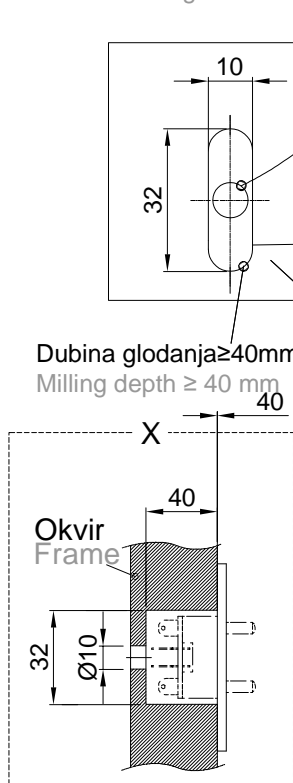
Pripremanje za montažu pogonskog mehanizma
Preparation mounting lift drivePilanje davača kontakta
Cutting of contact deliveryDužina podiznog mehanizma
Length of lift drive

	LH
Gr. 220	1625
Gr. 250	1925
Gr. 280	2225

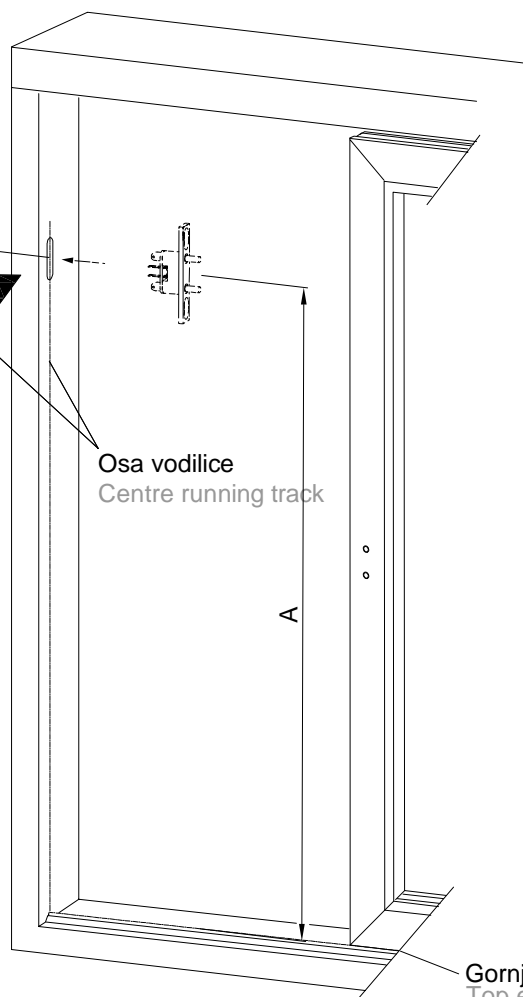
pogledati upute za montažu prema HS 330
refer to profile based mounting instructions HS 330

Obrada okvira za davač kontakta
Milling of frame for current transition

Izbušiti rupu Ø10mm kroz okvir
Drill Ø10 mm through frame

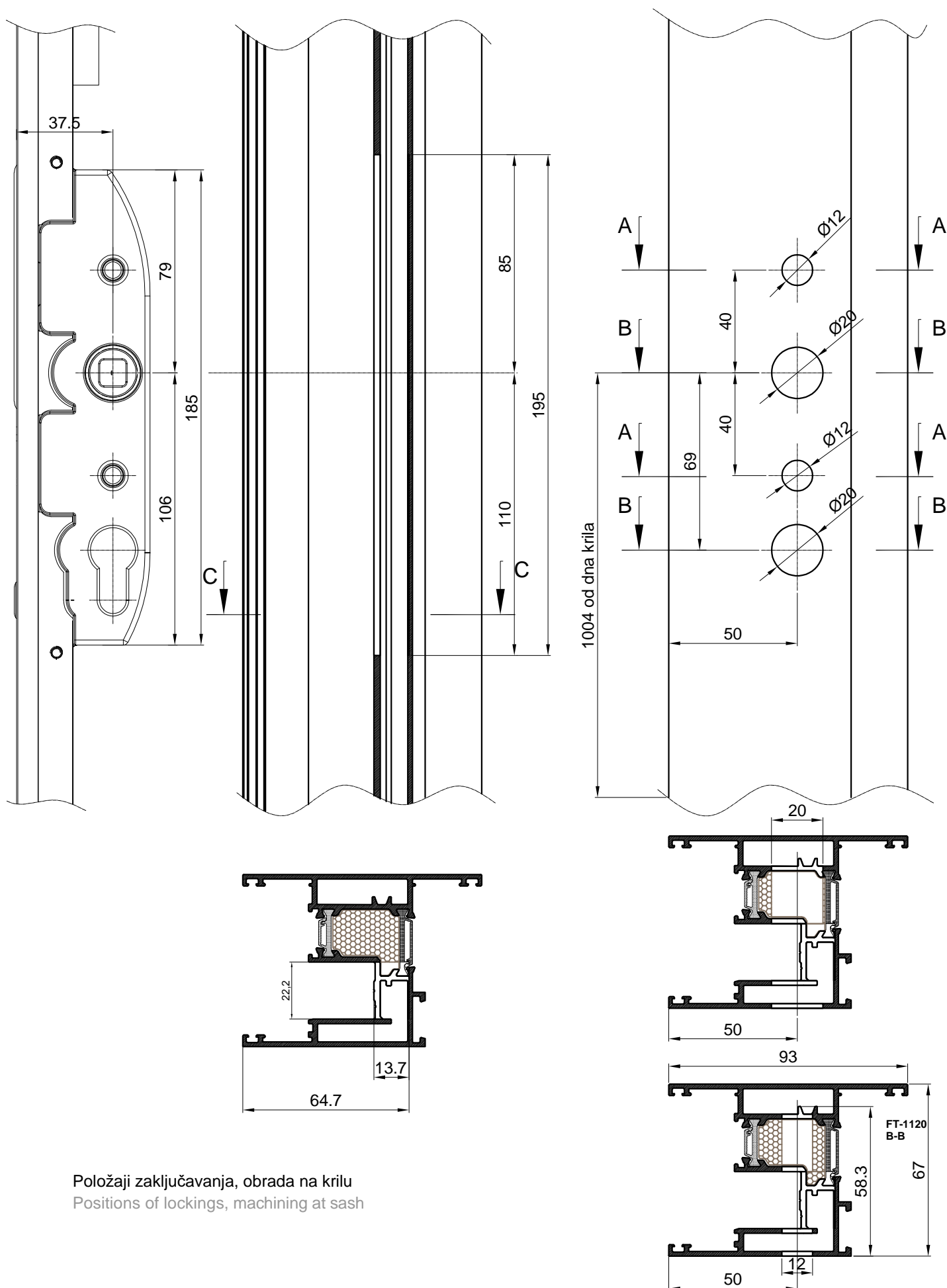


	A
Gr. 220	1733
Gr. 250	2033
Gr. 280	2333



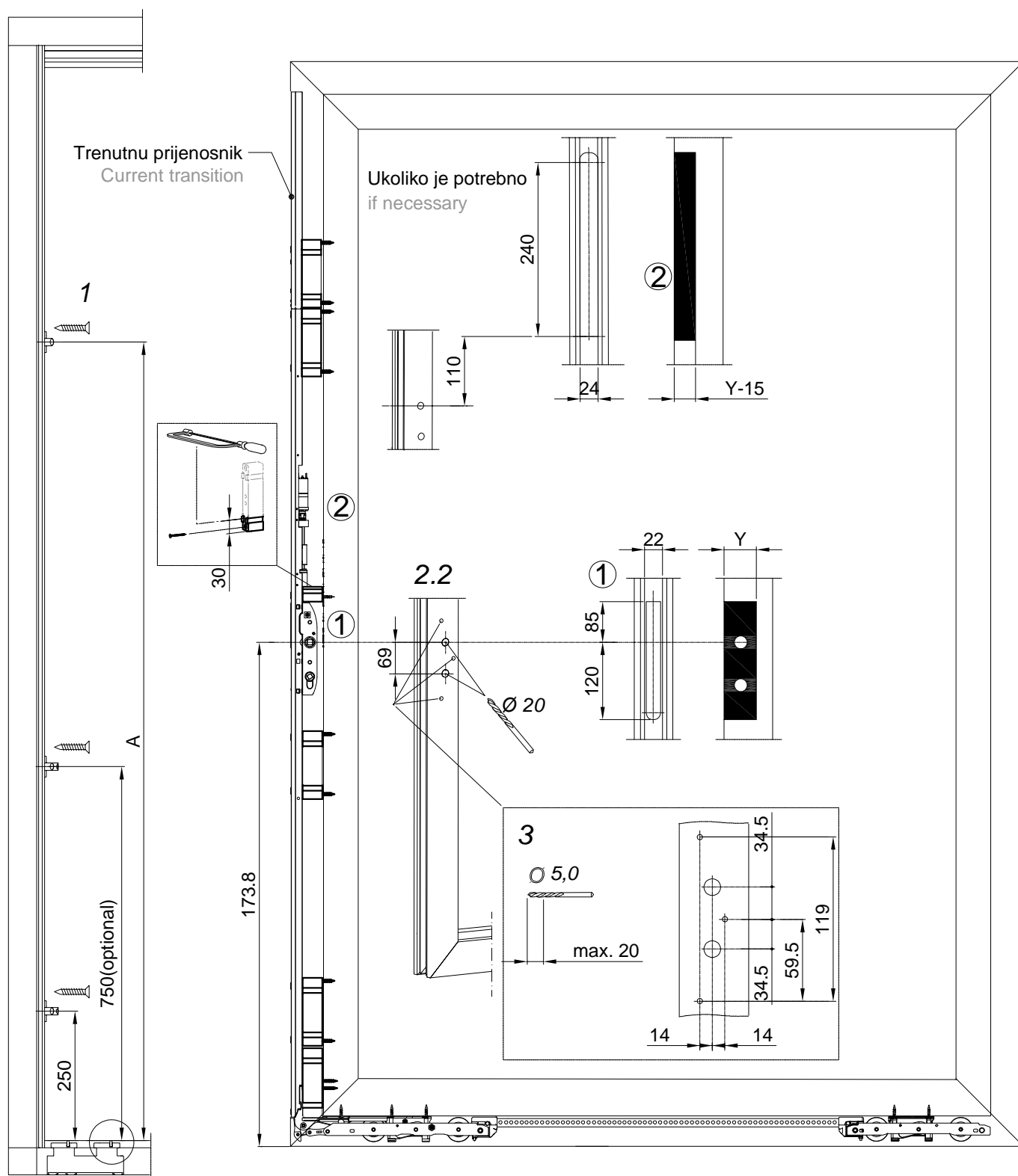
Primjer: klizno krilo otvaranje
na desno (pogled iznutra)


Example: sliding sash opening to the
right (view from inside)

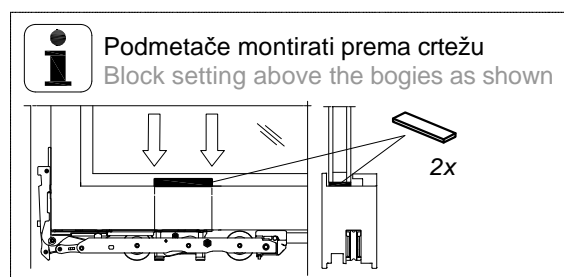
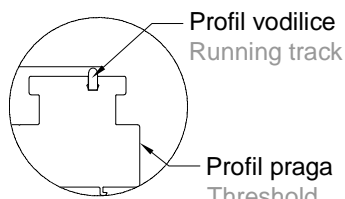


Položaji zaključavanja, obrada na krilu
Positions of lockings, machining at sash

Položaji zaključavanja, obrada na krilu
Positions of lockings, machining at sash

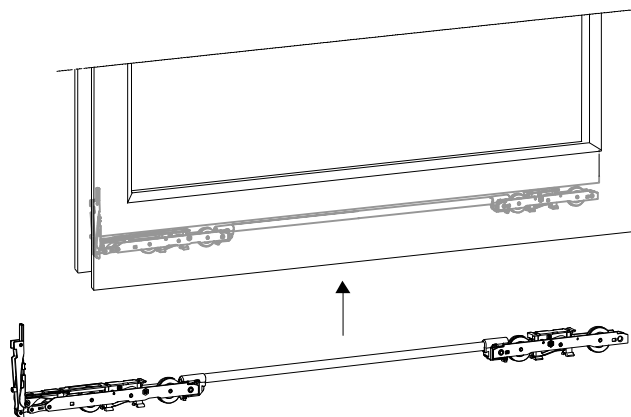


	A
Gr. 220	1600
Gr. 250	1900
Gr. 280	2200



Montaža kotača Mounting of bogies

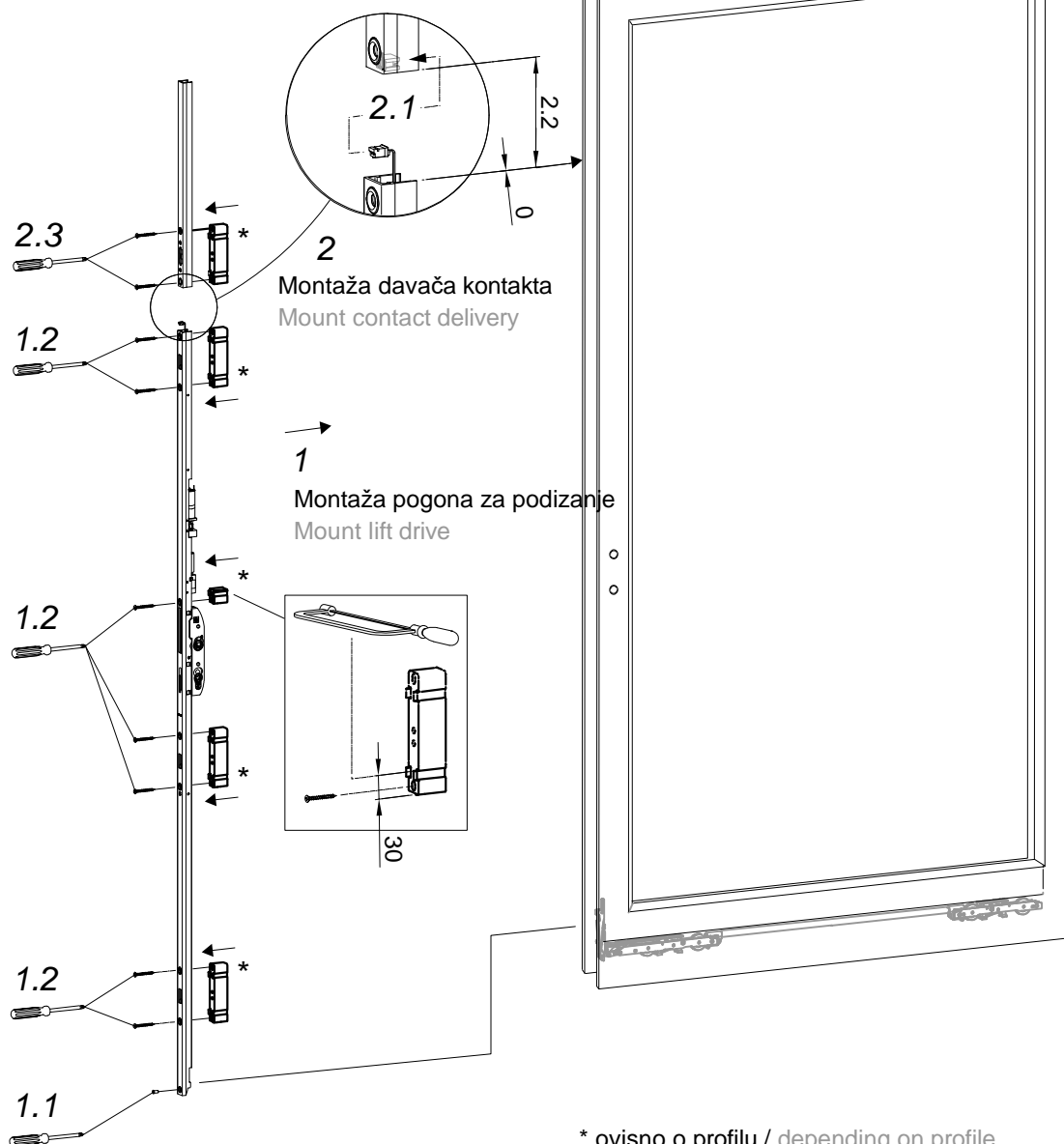
Primjer: Klizno krilo otvaranje desno (pogled iznutra)
Example: Sliding sash opening to the right (view from inside)



Montaža mehanizma za podizanje (opcija) Mounting of lift drive (optional)

Stanje pri isporuci / Condition upon delivery:
Pogon za podizanje odvojen, Položaj motora "Krilo podignuto"
Lifting drive decoupled, motor position "sash raised"

Primjer: Klizno krilo otvaranje prema desno
(Pogled iznutra)
Example: Sliding sash opening to the right (view from inside)

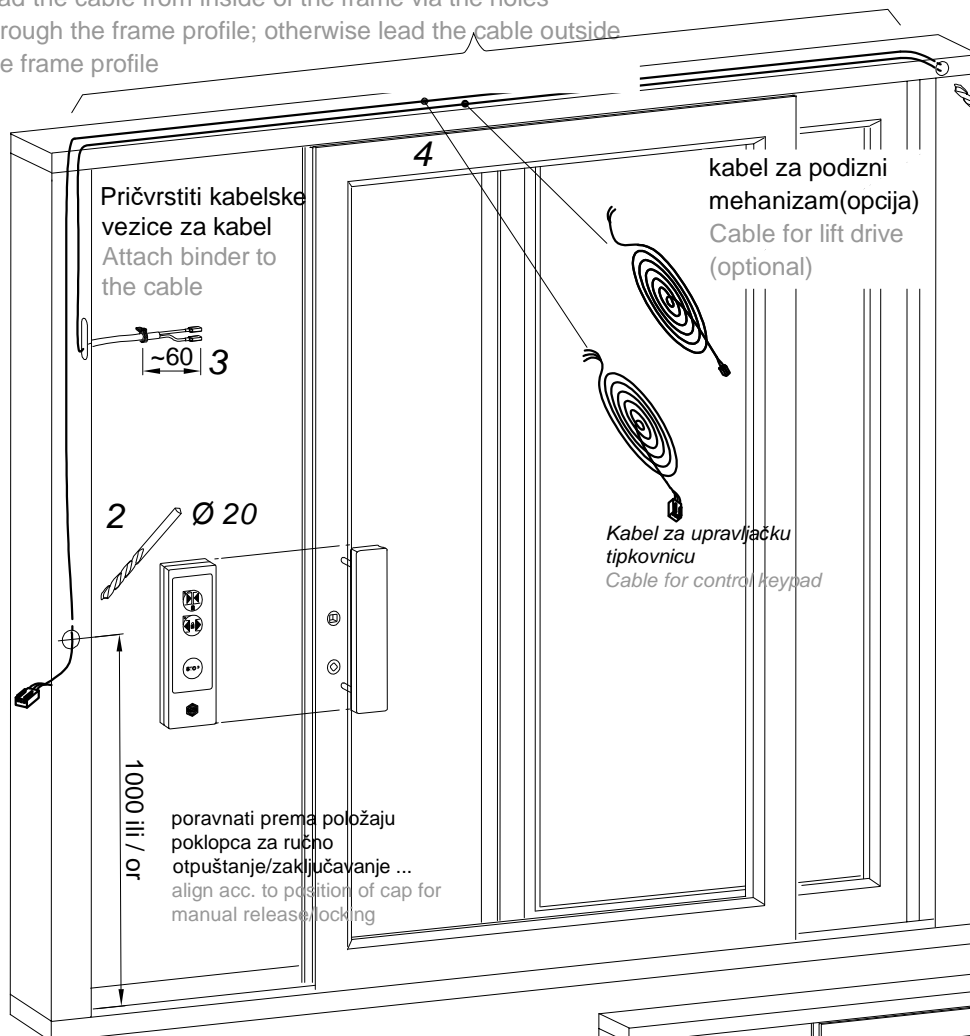


Ožičenje unutar rama
Wiring within the frame

Mogućnost ožičenja "alternativa „pogledati ožičenje unutar profila rama“
optional wiring; alternative: refer to „Wiring within the extruded profile“

Primjer: Klizno krilo otvaranje prema desno (Pogled iznutra)
Example: sliding sash opening to the right (view from inside)

Provedite kabel s unutarnje strane okvira kroz rupe profila okvira; u suprotnom kabel voditi izvan profila okvira
lead the cable from inside of the frame via the holes through the frame profile; otherwise lead the cable outside the frame profile



Ø 20

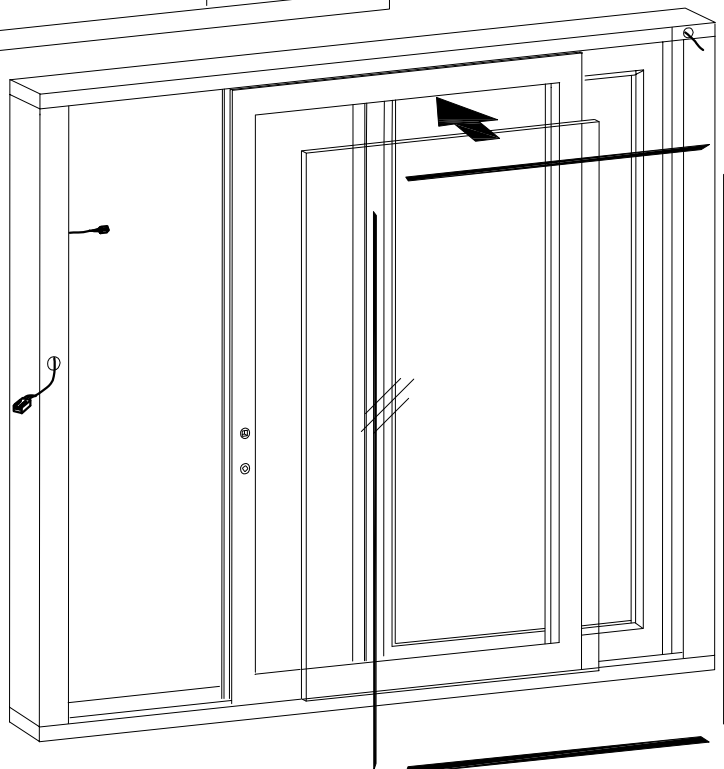
U slučaju da se cijelo ožičenje izvodi kroz ram; otvor mora odgovarati položaju rupe na pogonu (pogledajte odjeljak "Montaža pogonskog modula na okvir");
inače koristiti kablanski uvod na pogonskom modulu

In case of wiring completely within the frame, only; the bore hole has to match the -position of the hole in the drive (refer to section „-Mounting -module of drive module at the frame“); otherwise use cable entry at the cover drive module

Ostakljivanje krila
Glazing of the sash

Prema smjernicama za ostakljivanje-blokiranje
acc. to glazing guideline - blocking

Primjer: Klizno krilo otvaranje prema desno (Pogled iznutra)
Example: sliding sash opening to the right (view from inside)



Montaža kliznog pogona
Mounting of the sliding drive

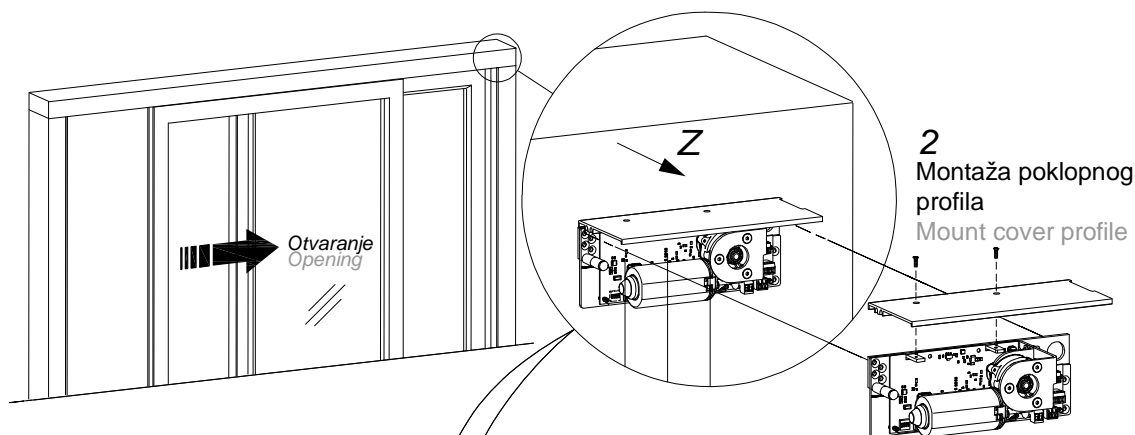
Montaža pogonskog modula na ram
Mounting of drive module at the frame

Odredite smjer ZATVORENO (u slučaju smjera ZATVORENO udesno, prikazani koraci moraju se primijeniti zrcalno)
Determine CLOSE direction (in case of CLOSE direction to the right, the depicted steps have to be applied mirrored)

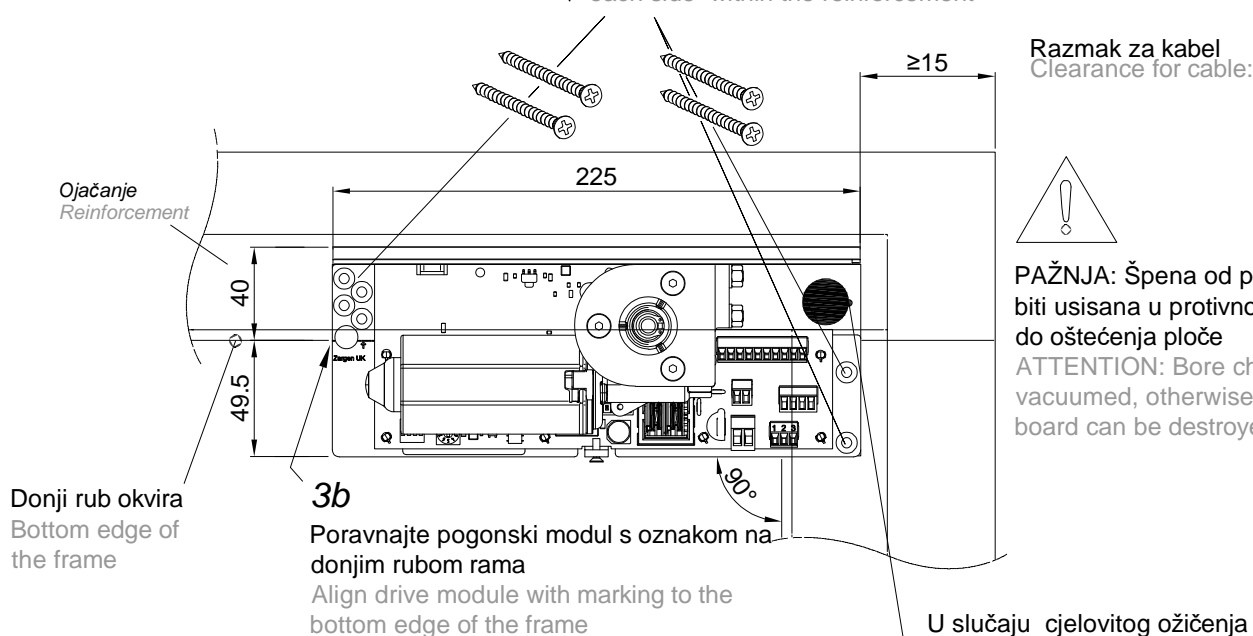
Primjer: Pogonski modul desno, klizno krilo otvaranje desno (pogled iznutra)
Example: Drive module right, sliding sash opening to the right (view from inside)

VAŽNO: Poklopni profil mora biti pričvršćen vijcima s pogonskim modulom prije njegovog pričvršćivanja. U slučaju ponovne montaže, kasnija montaža nije moguća!

IMPORTANT: The cover profile has to be screwed with the drive module before its fastening. In case of re-fitting, a later mounting is impossible!



Pričvrstite pogonski modul s 2 vijka sa svake strane unutar ojačanja
Fasten the drive module with 2 screws on each side within the reinforcement

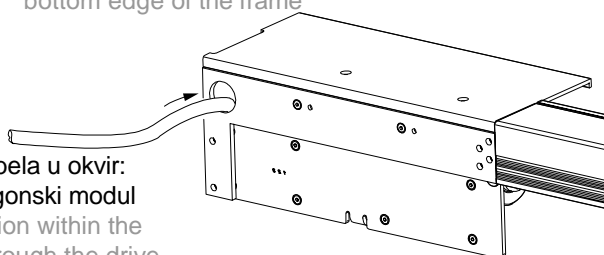


PAŽNJA: Špena od provrta mora biti usisana u protivnom može doći do oštećenja ploče
ATTENTION: Bore chips must be vacuumed, otherwise the circuit board can be destroyed!

U slučaju cjelovitog ožičenja unutar rama: ovaj otvor mora odgovarati položaju otvora u okviru (pogledajte odjeljak "Ožičenje unutar okvira")

in case of wiring completely within the frame: this hole has to match the position of the corresponding bore hole in the frame (refer to section "Wiring within the frame")

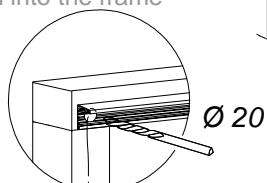
Prilikom postavljanja kabela u okvir: provedite kabel kroz pogonski modul
In case of cable installation within the frame: lead the cable through the drive module



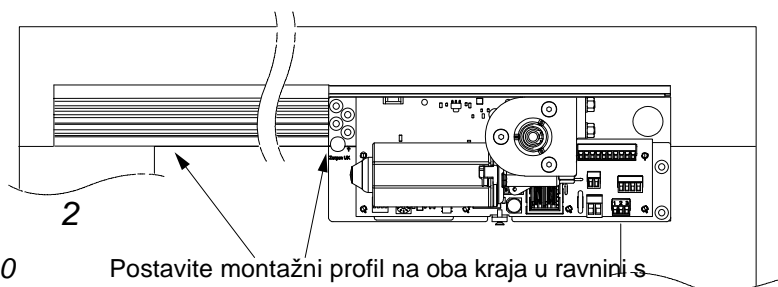
Montaža ekstrudiranog profila na okvir Mounting of the extruded profile at the frame

U slučaju ožičenja unutar ekstrudiranog profila: otvore izbušiti sukladno profil rama

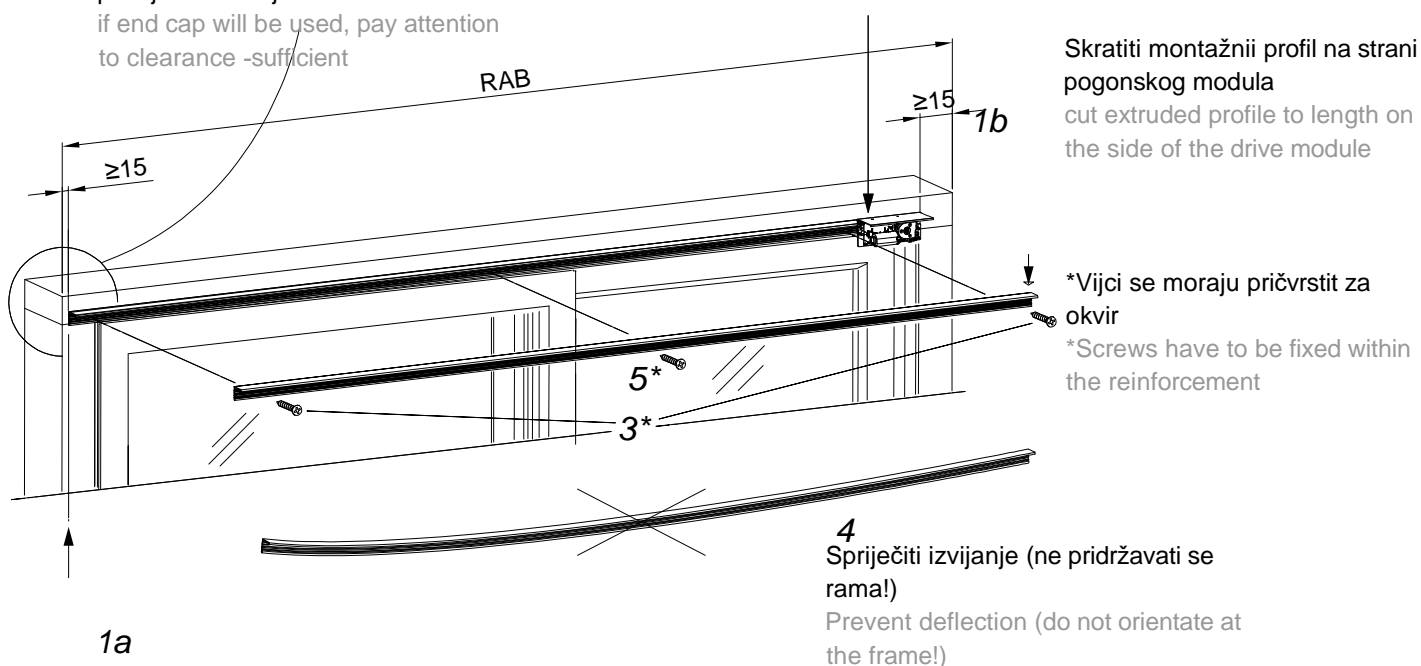
In case of wiring within the extruded profile: bore hole congruently into the extruded profile and into the frame



Ukoliko se koristi završni čep obratiti pažnju na dovoljan razmak
if end cap will be used, pay attention to clearance -sufficient

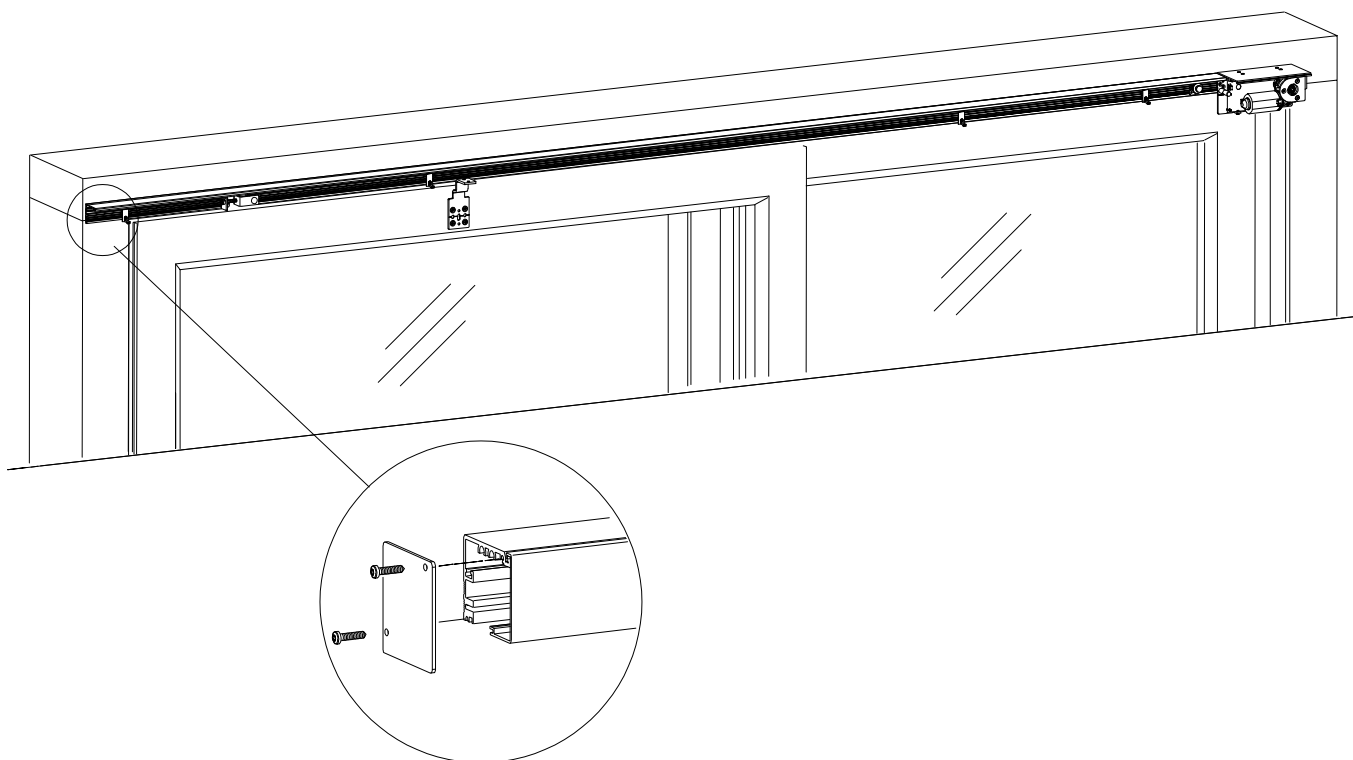


Postavite montažni profil na oba kraja u ravni s rubom okvira i s pogonskim modulom
Position extruded profile at both ends flush to edge of frame and to the drive module



Razmak s obje strane: svako ≥ 15 mm; dužina montažnog profila $\leq RAB - 2 \times 15 \text{ mm} - 225 \text{ mm} \leq RAB - 255 \text{ mm}$ (ovisno o dubini žbuke na ramu)
Clearance on both sides: each ≥ 15 mm; length of the extruded profile $\leq RAB - 2 \times 15 \text{ mm} - 225 \text{ mm} \leq RAB - 255 \text{ mm}$ (depending on plaster depth of the frame)

Montaža završnog čepa Mounting of the end cap



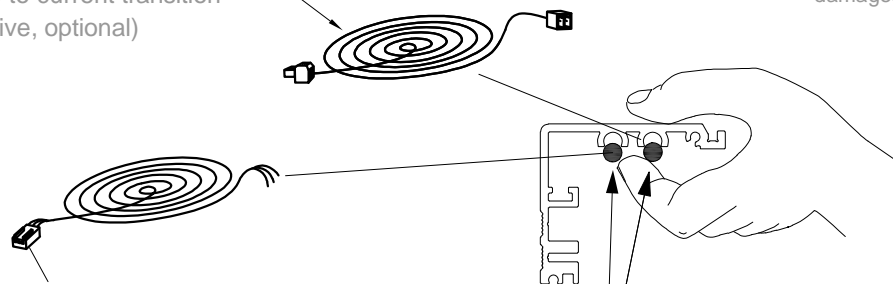
Ožičenje unutar montažnog profila (opcija) Wiring within the extruded profile (optional)



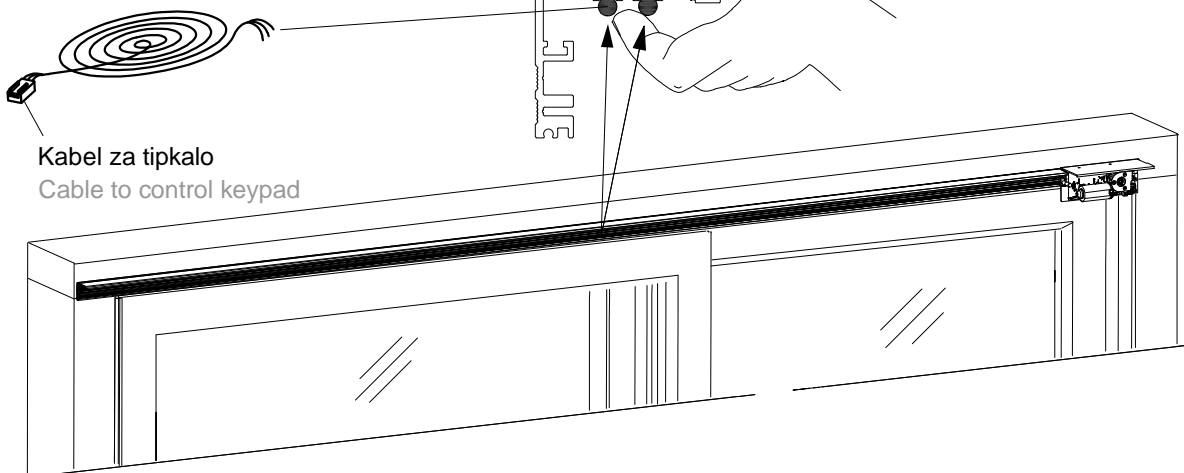
ACHTUNG: Kablovi moraju biti pričvršćeni na način da ne smiju doći u kontakt s pokretnim dijelovima.
Opasnost od oštećenja

ATTENTION: The cables have to be fixed in such a way, that they cannot get in contact with moving parts. Danger of material damages!

Kabel za prijenosnik (podizni mehanizam opcija) Cable to current transition (lift drive, optional)



Kabel za tipkalo Cable to control keypad



Montaža pogonskog elementa na krilo Mounting of the drive pin at the sash

Ako krilo nije u spuštеноm položaju, rupe ne odgovaraju i posljedica može biti oštećenje pogona!

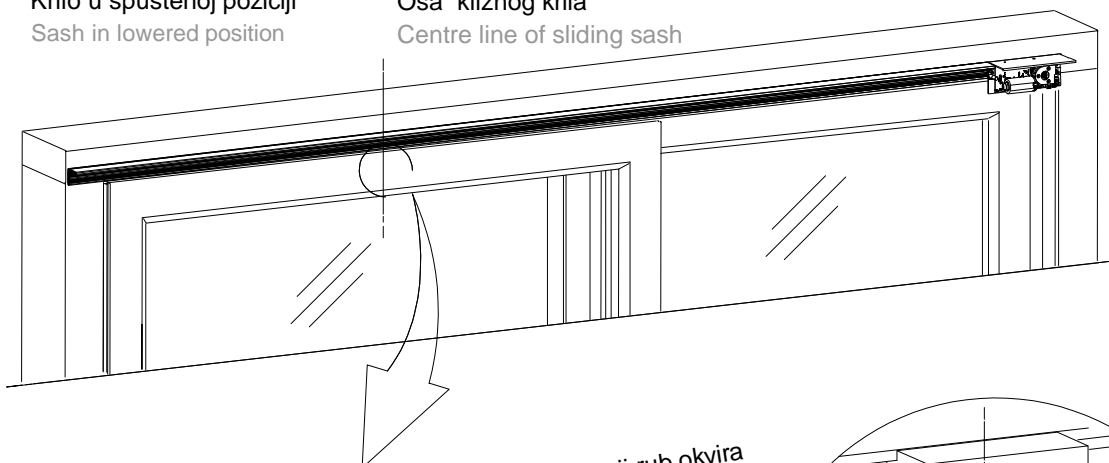
If the sash is not in lowered position, the holes do not fit and damage of the drive could be the consequence!



Krilo u spuštеноj poziciji
Sash in lowered position

1

Osa kliznog krila
Centre line of sliding sash



Donji rub okvira
Bottom edge of frame

(58)

Ø 5

4

2

Šablon za pozicioniranje (opcija);
Podesite vijak za kompenzaciju
pomaka krila
Position drilling jig (optional); adjust
screw to compensate sash offsets

Bušiti rupe (Šablon za
bušenje po izboru)
Drill holes (Drilling jig
optional)

5

U slučaju ojačanja unutar ovog
područja
In case of reinforcement within this
area: bore/sink and apply corrosion
protection

hier bohren/senken und
Korrosions-schutz

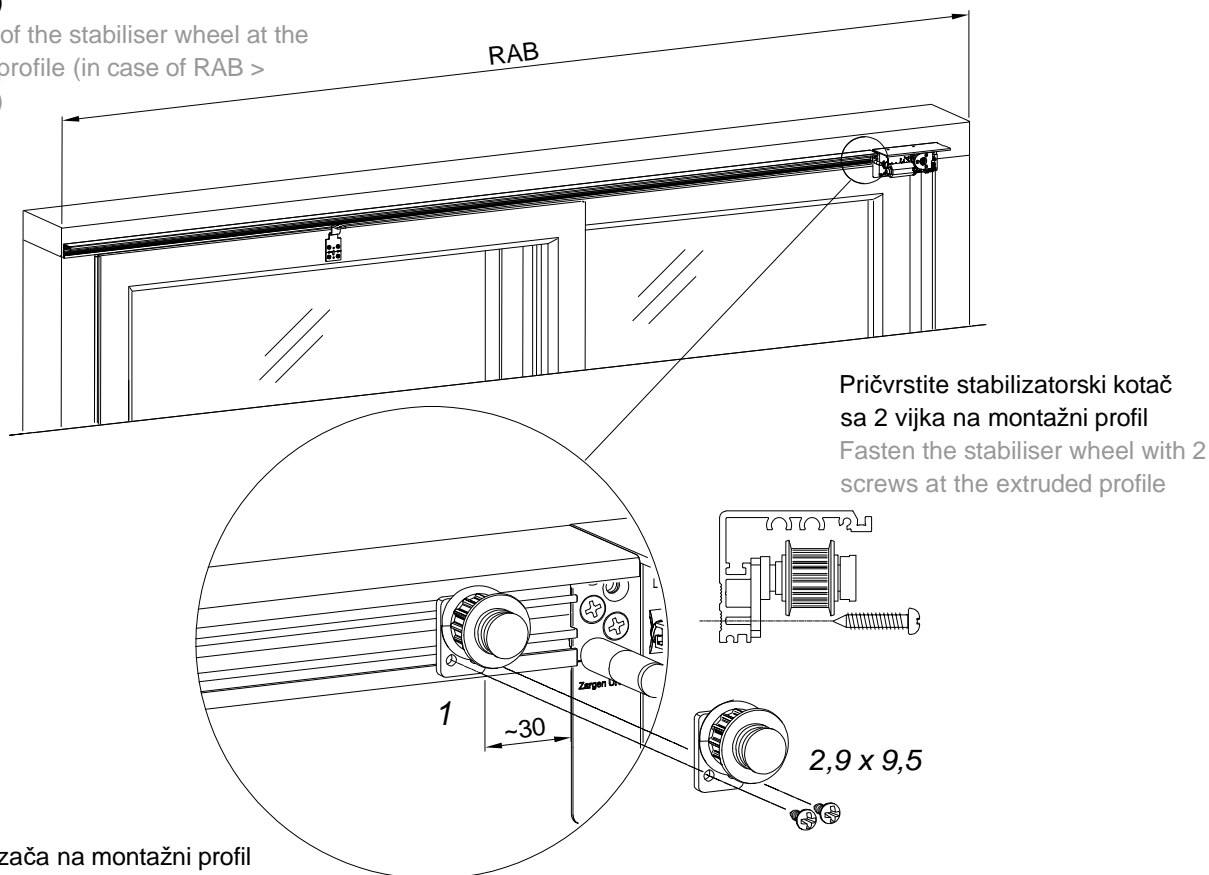
Pričvrstite pogonski zatik s
najmanje 2 vijka unutar
ojačanja
Fasten the drive pin with at
least 2 screws within the
reinforcement

Pozicioniranje u odnosu na profil
Position depending on profile

min. 2x
4,0 x ...

Montaža kotača stabilizatora na ekstrudirani profil (u slučaju RAB > 3500 mm)

Mounting of the stabiliser wheel at the extruded profile (in case of RAB > 3500 mm)

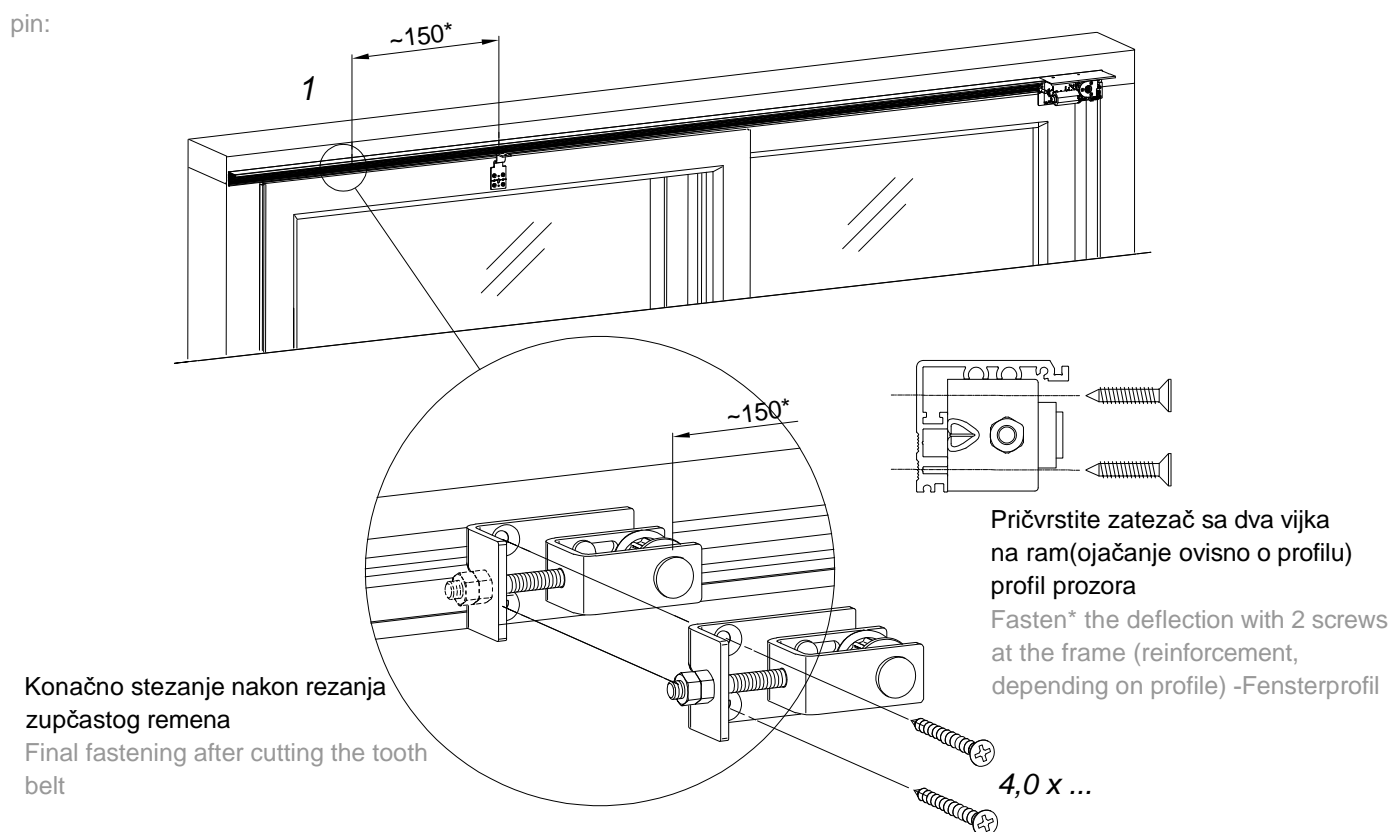


Montaža zatezača na montažni profil

Mounting of the deflection at the extruded profile

Osa vasiljka deflektora do ose pogonskog zatika

Center line of deflector roll to center line of drive pin:



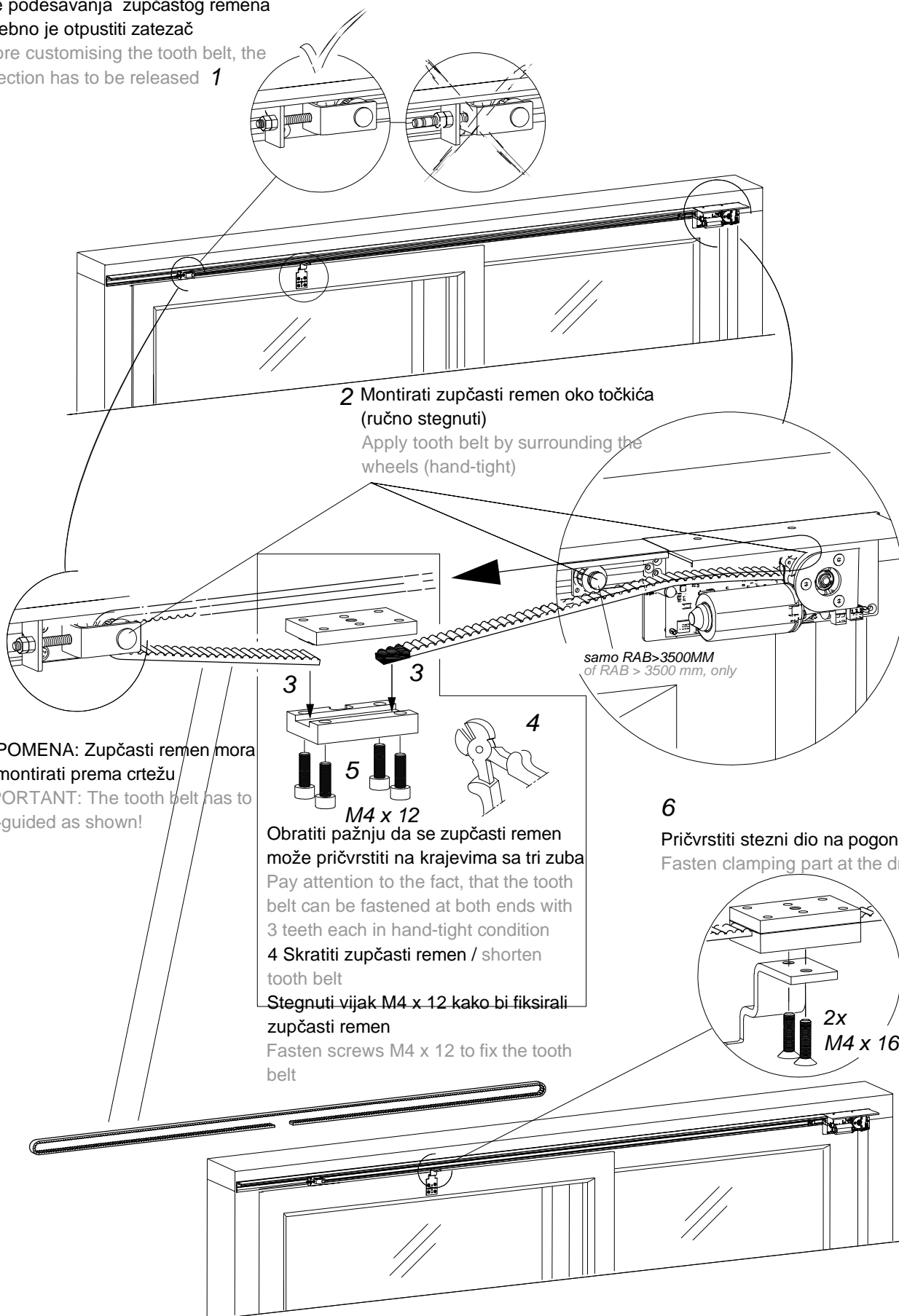
Konačno stezanje nakon rezanja zupčastog remena
Final fastening after cutting the tooth belt

Montaža zupčastog remena


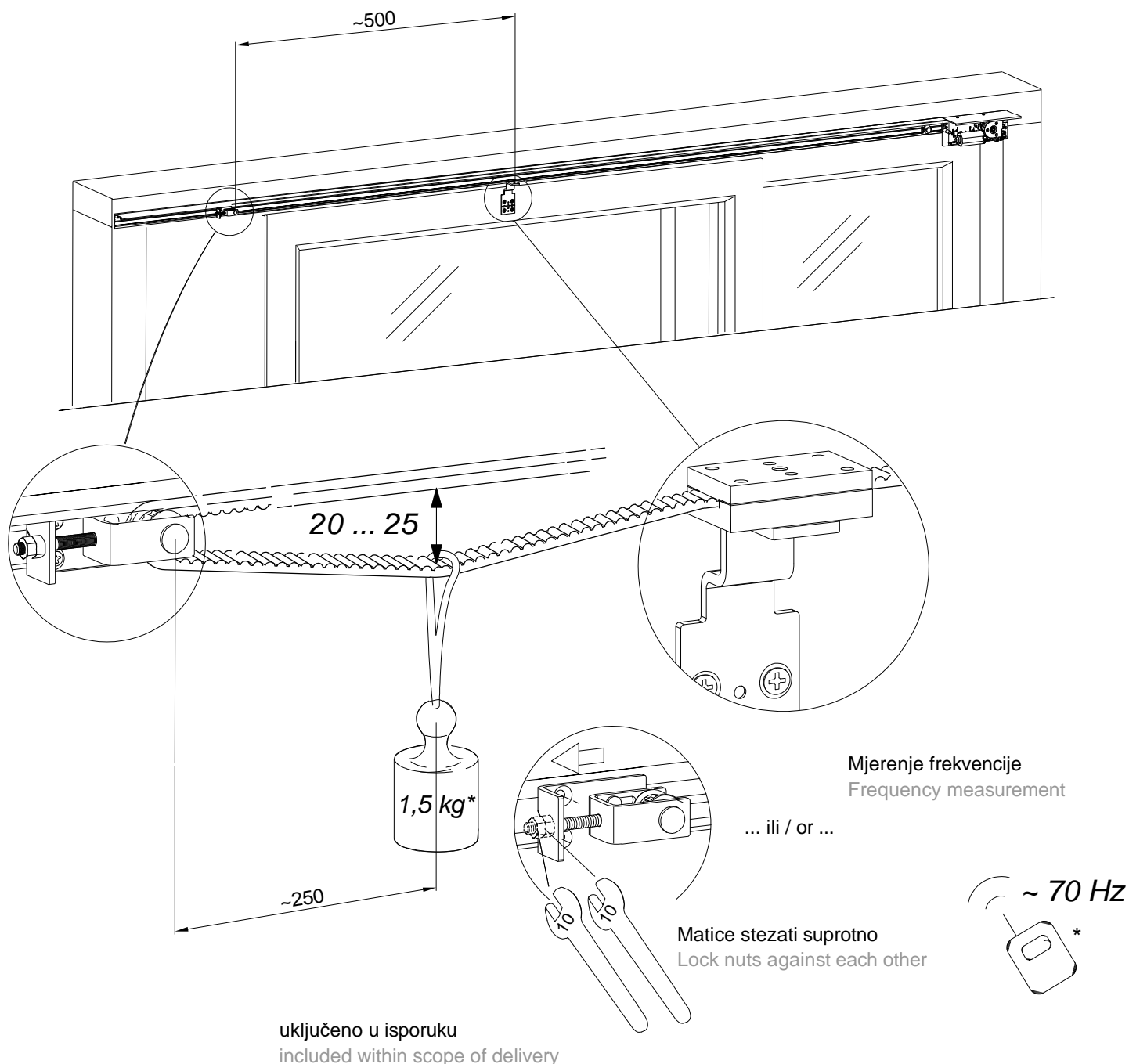
Mounting of the tooth belt

Prije podešavanja zupčastog remena
potrebno je otpustiti zatezač

Before customising the tooth belt, the
deflection has to be released **1**



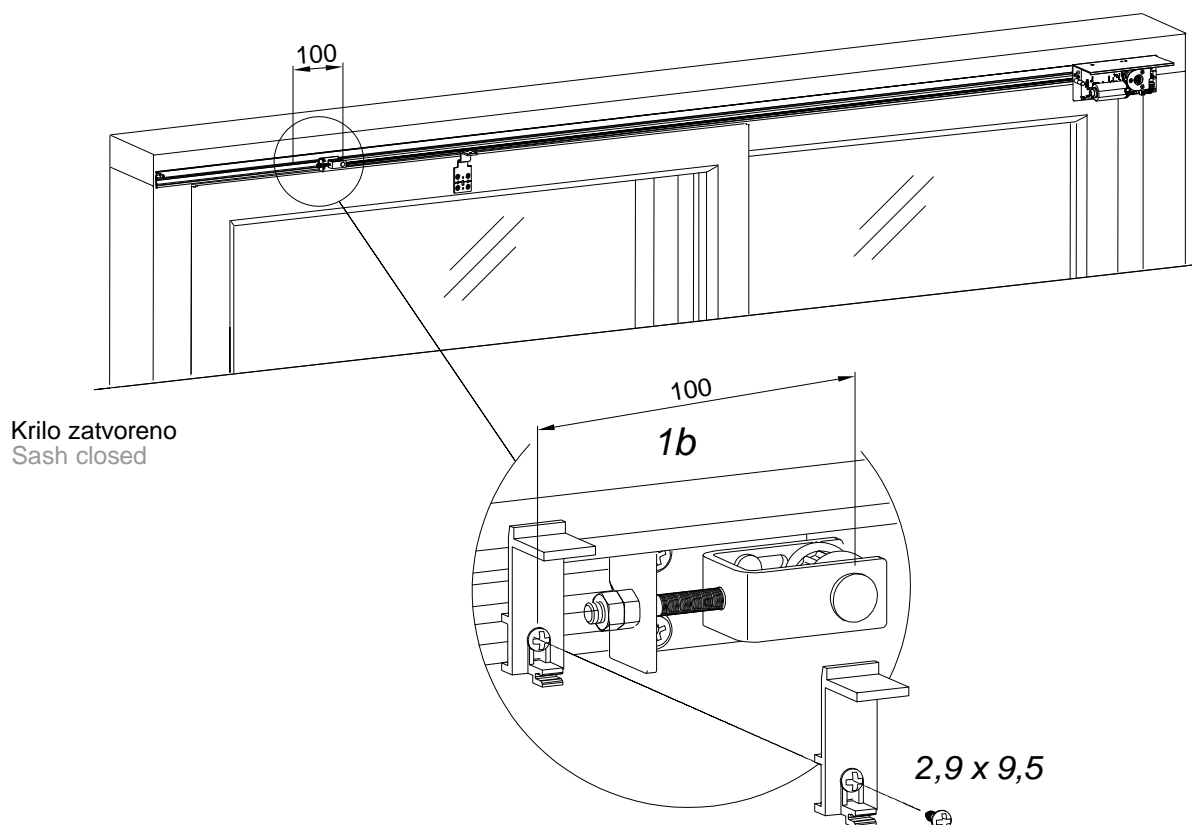
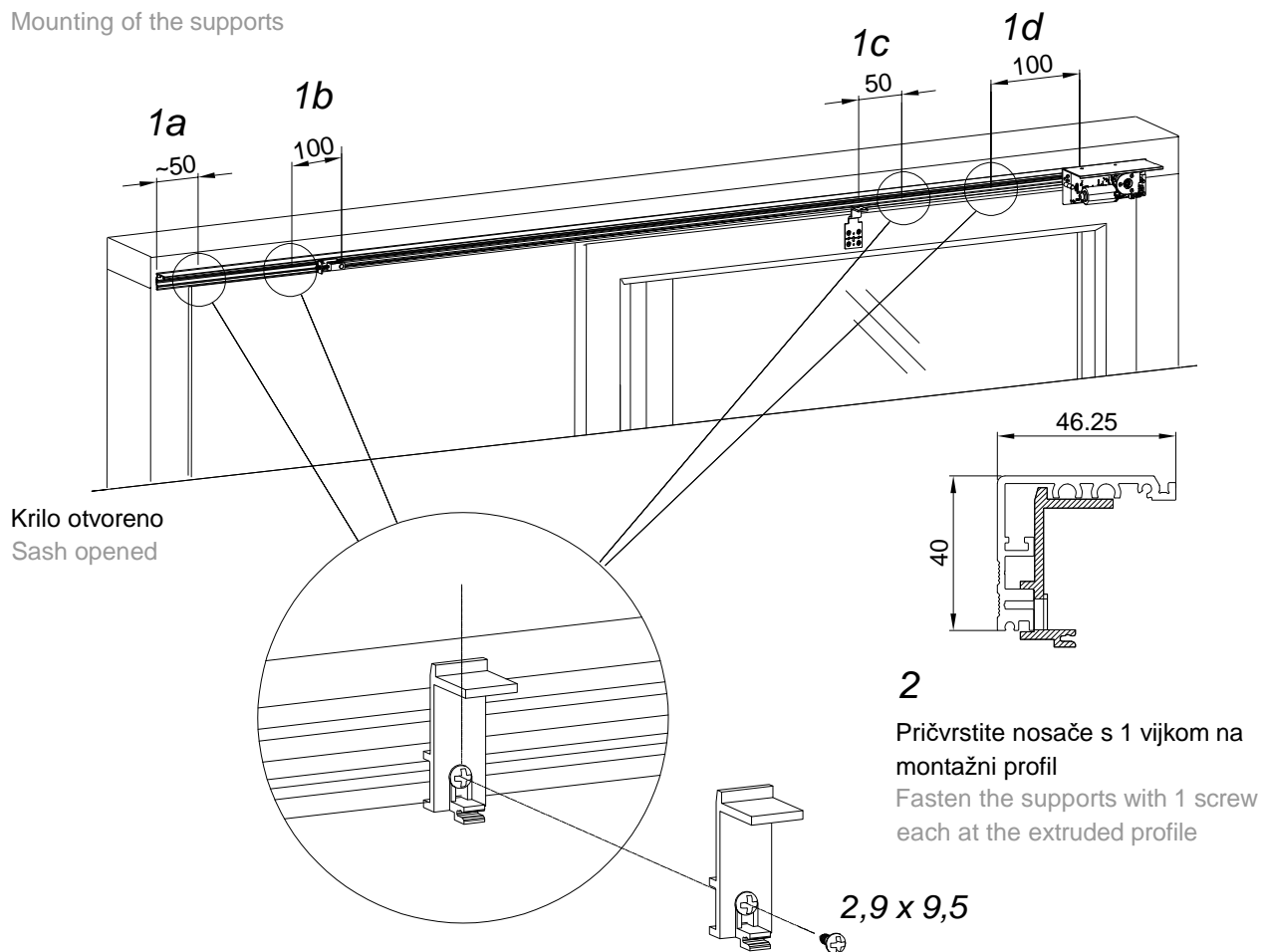
Podešavanje napetosti zupčastog remena Adjustment of tension of tooth belt



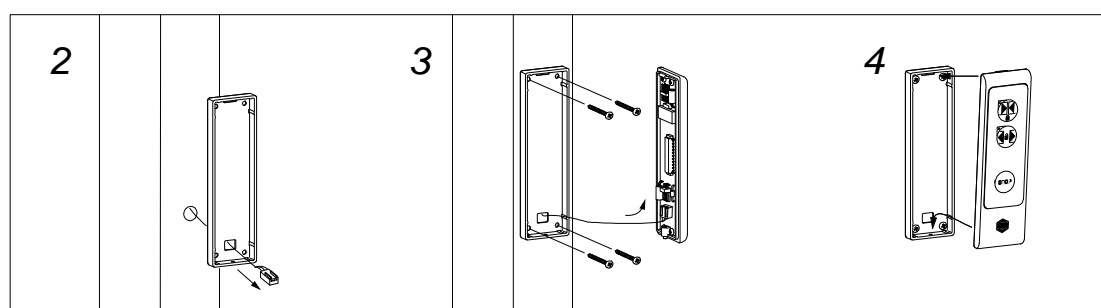
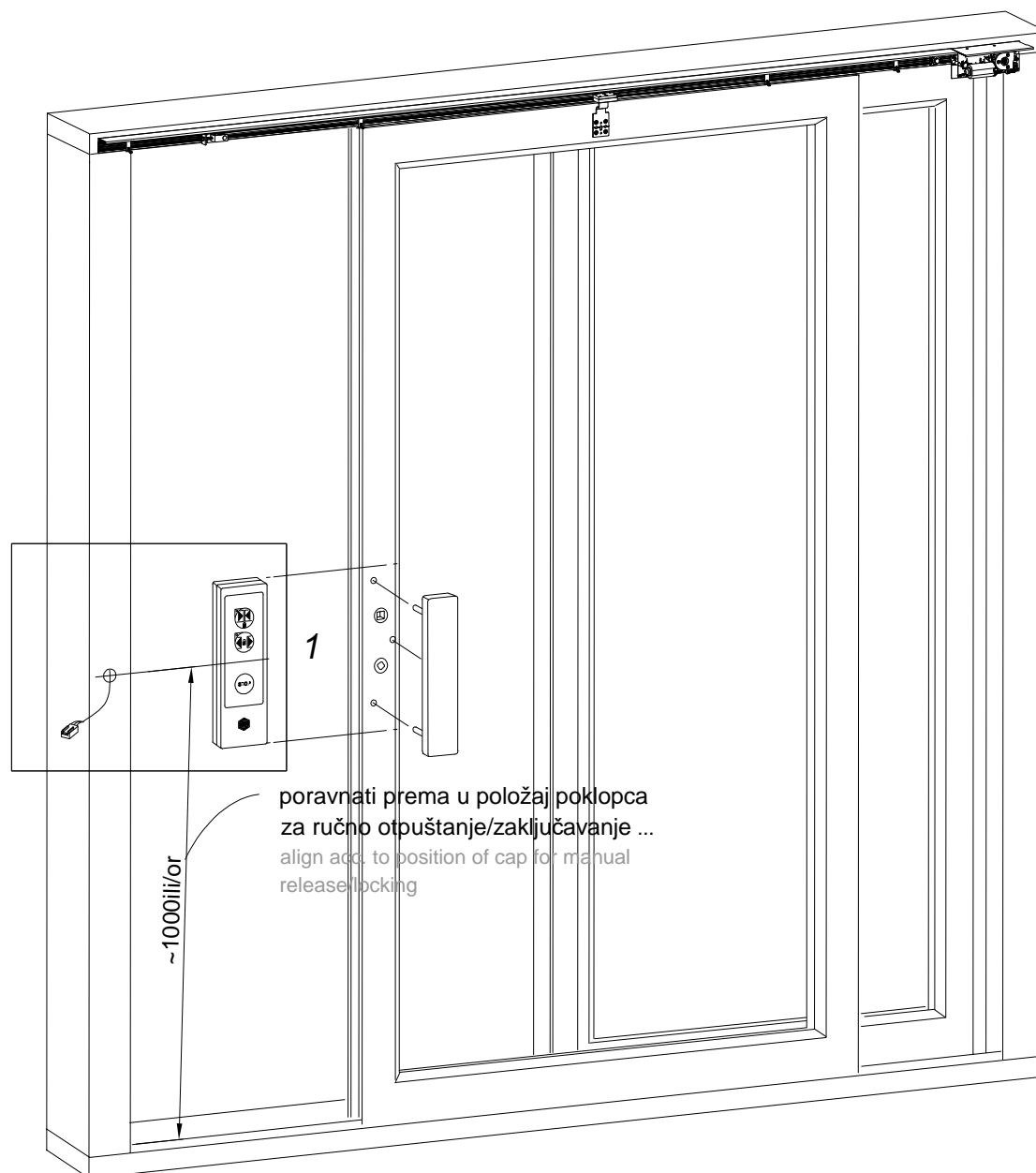
Tijekom godišnjeg održavanja potrebno je provjeriti napetost zupčastog remena. Zupčasti remen mora se ponovno zategnuti, ako je potrebno.

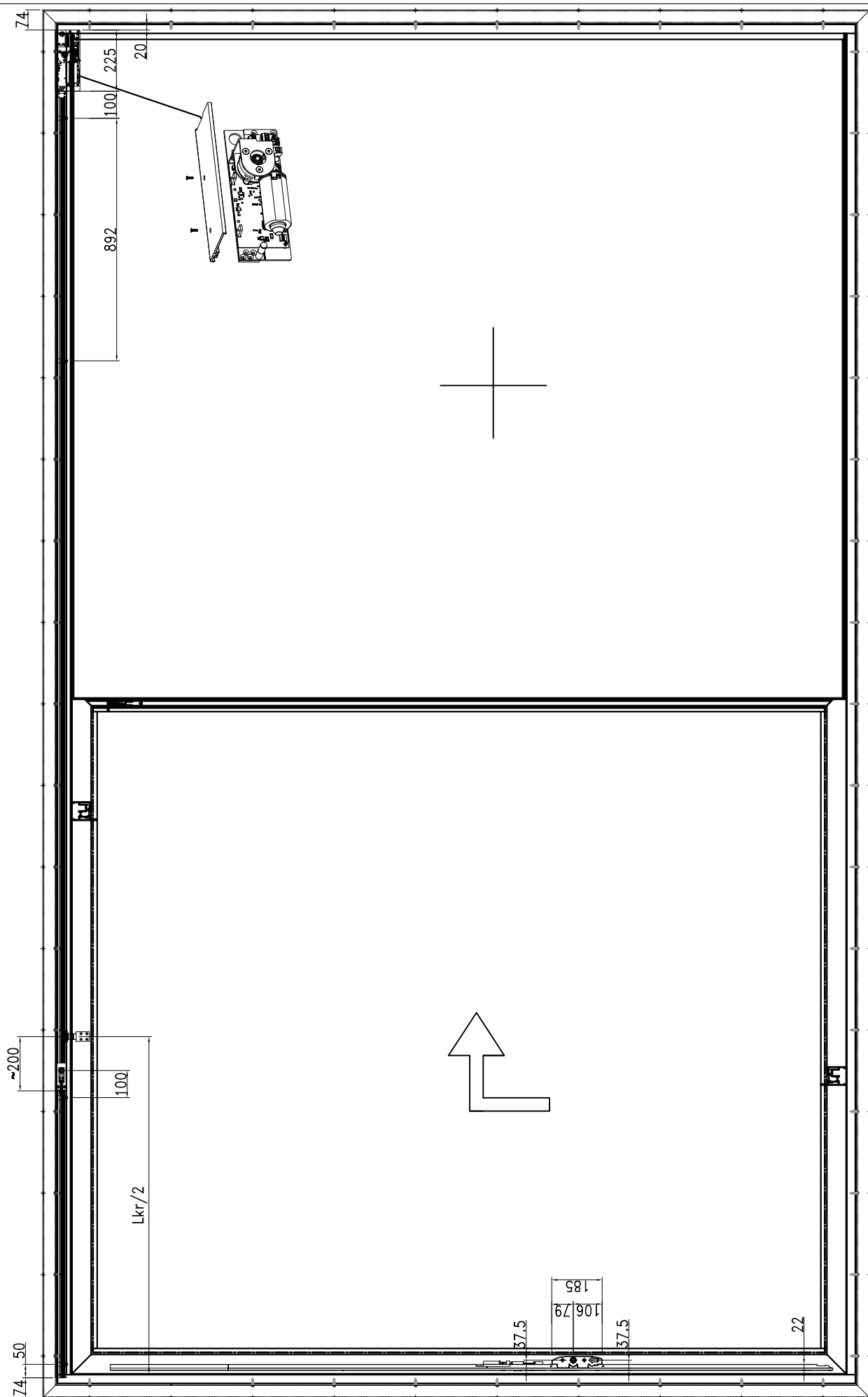
During annual maintenance, the tension of tooth belt must be checked. The tooth belt must be retensioned, if necessary.

Montaža nosača Mounting of the supports



Montaža kontrolnog tipkala Mounting of the control keypad





Rezne liste Cutting lists

PODIZNO-KLIZNA DVOKRILNA VRATA SA KRILOM FT-1020
LIFT AND SLIDE DOUBLE DOOR WITH SASH FT-1020

PROFILI PROFILES			kom pcs	mjera measure	pilanje cutting
FT-1000F	gornja vodoravnica okvira	upper horiz. frame profile	1	L-86	90-90
FT-1001F	donja vodoravnica okvira	lower horiz. frame profile	1	L-86	90-90
FT-1002F	okomica okvira	vertical frame profile	2	H	90-90
FT-1020F	okomica krila	vertical sash profile	4	Hkr=H-84	45-45
FT-1020F	vodoravnica krila	horizontal sash profile	4	Lkr=L/2+4	45-45
F-1300	okapnica	drip cap	1	L-60	90-90
F-1433	profil na spoju krila	sash joint profile	2	H-84	90-90
F-1112	vodilica	guide	1	L-68	90-90
Z40-664	lajsna okomita	vertical bead	4	Hkr-168	90-90
Z40-664	lajsna vodoravna	horizontal bead	4	Lkr-124	90-90
372.001	vodoravni profil donji	lower horizontal profile	1	L-86	90-90
372.002	vodoravni profil gornji	upper horizontal profile	1	L-86	90-90
372.003	okomiti profil	vertical profile	2	H	90-90
372.004	profil na spoju krila	sash joint profile	2	H-84	90-90

OKOVI HARDWARE

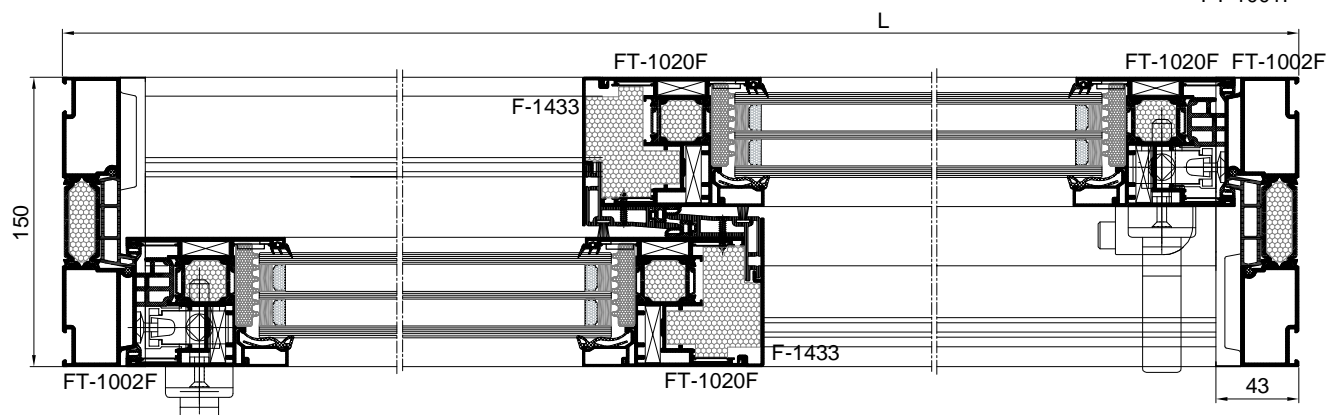
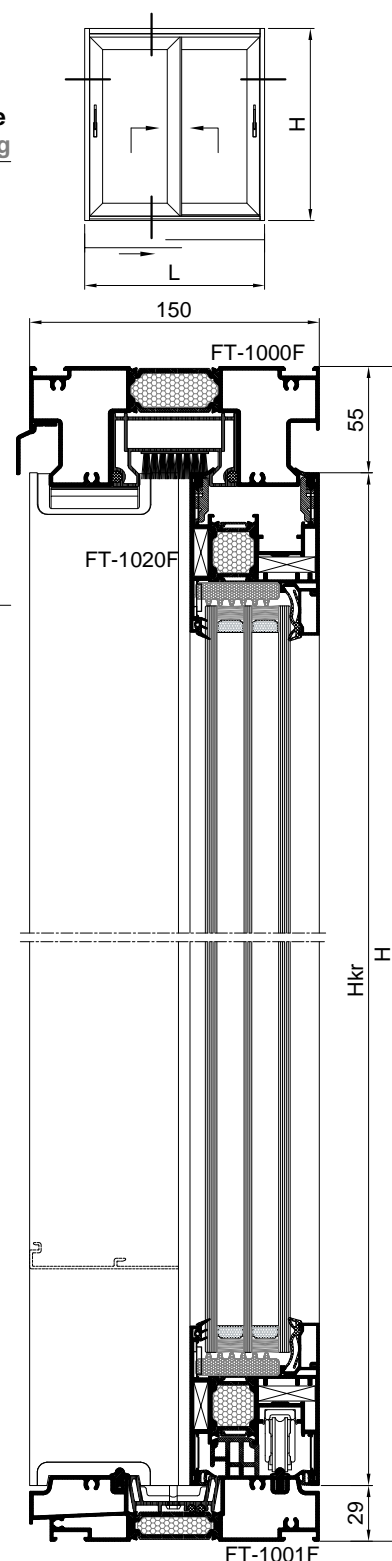
363.043	set pvc za spoj rama (lij. vrata)	pvc set for frame joint (lft. door)	1
710.490	centralni kutnik krila	central sash corner bracket	8
710.188	pomoćni kutnik krila	support sash corner bracket	8
731.010	pomoćni kutnik krila	support sash corner bracket	8
730.017	pomoćni kutnik krila	supprt sash corner bracket	16
149.034	kotačići (200 kg)	bogies(200 kg)	2
133.018	spojnica kotačića	connecting rod	2
133.014	brava za ključanje	espag. locking cylinder	2
101.004	pogonska ručka	driving handle	2
133.022	zapinjači na ramu	locking bolts	2
373.078	usmjerivač krila	sash guide	4
340.082	č.umetak na spoju krila,gore	s. insert on sash joint, up	1
360.003	umetak na spoju krila - donji	insert on sash joint - lower	1
360.005	umetak za F-1433-donji	insert for F-1433-lower	2
360.007	umetak za F-1433-gornji	insert for F-1433-upper	2
360.009	monodrain cjevčica	monodrain tubule	4
375.020	ublaživač udara krila	sash hit bumper	2

BRTVE GASKETS

344.107	brtva krila prema ramu	sash gasket towards frame	2L+4H
344.067	brtva u krilo-ram,gornji pojas	sash-frame gasket,upper zone	2L
341.007	brtva na spoju krila	sash joint gasket	2H
341.008	brtva kliznog krila prema ramu	sliding sash gask. towards frame	L+2H
347.003	četkasta brtva	brush gasket	2H
340.028	okrugla brtva Ø6	round gasket Ø6	2L
340.029	okrugla brtva Ø4	round gasket Ø4	2L+4H
321.002	brtva prema staklu vani	gasket to the glass-exterior	2L+4H
311.004	brtva prema staklu unutra	gasket to the glass-interior	2L+4H
340.013	izoterm plamaframe	isotherm plamaframe	2L+4H
340.027	termoblok za FT-1020	thermoblock for FT-1020	L
340.024	tb na spoju krila FT-1020	tb on joint sash FT-1020	H
340.025	tb na spoju krila FT-1020	tb on joint sash FT-1020	H

STAKLO GLASS

44 mm	2	Lkr-138 x Hkr-138
-------	---	-------------------



PODIZNO-KLIZNA DVOKRILNA VRATA SA KRILOM FT-1022
LIFT AND SLIDE DOUBLE DOOR WITH SASH FT-1022

PROFILI
PROFILES

		kom	mjera	pilanje
		pcs	measure	cutting
FT-1000F	gornja vodoravnica okvira	1	L-86	90-90
FT-1001F	donja vodoravnica okvira	1	L-86	90-90
FT-1002F	okomica okvira	2	H	90-90
FT-1022F	okomica krila	4	Hkr=H-84	45-45
FT-1022F	vodoravnica krila	4	Lkr=L/2+9	45-45
F-1300	okapnica	1	L-60	90-90
F-1433	profil na spoju krila	2	H-84	90-90
F-1112	vodilica	1	L-68	90-90
Z40-664	lajsna okomita	4	Hkr-188	90-90
Z40-664	lajsna vodoravna	4	Lkr-144	90-90
372.001	vodoravni profil donji	1	L-86	90-90
372.002	vodoravni profil gornji	1	L-86	90-90
372.003	okomiti profil	2	H	90-90
374.078	profil na spoju krila	2	H-84	90-90

OKOVI HARDWARE

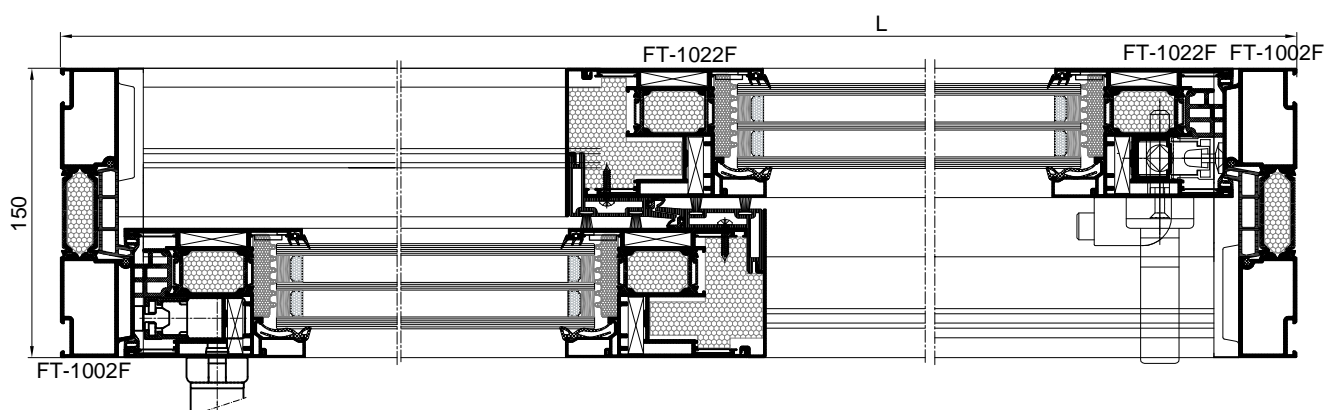
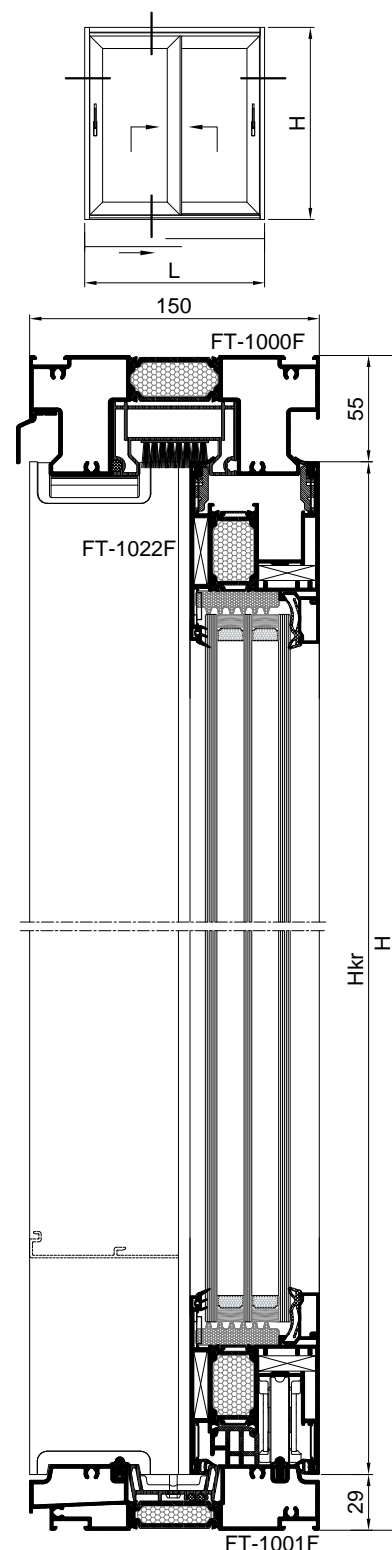
363.043	set pvc za spoj rama (l.vrata)	pvc set for frame joint (lft. door)	1
710.490	centralni kutnik krila	central sash corner bracket	8
710.189	pomoćni kutnik krila	support sash corner bracket	8
731.010	pomoćni kutnik krila	support sash corner bracket	8
730.017	pomoćni kutnik krila	supprt sash corner bracket	16
149.001	kotačići (300 kg)	bogies (300 kg)	2
149.012	spojnica kotačića	connecting rod	2
149.020	brava za ključanje	espag. locking cylinder	2
108.006	pogonska ručka	driving handle	2
149.025	zapinjači na ramu	locking bolts	2
373.078	usmjerivač krila	sash guide	4
340.082	č. umetak na spoju krila,gore	s. insert on sash joint, up	1
360.003	umetak na spoju krila-donji	insert on sash joint - lower	1
360.005	umetak za F-1433-donji	insert for F-1433-lower	2
360.007	umetak za F-1433-gornji	insert for F-1433-upper	2
360.009	monodrain cjevčica	monodrain tubule	4
375.020	ublaživač udara krila	sash hit bumper	2

BRTVE GASKETS

344.107	brtva krila prema ramu	sash gasket towards frame	2L+4H
344.067	brtva u krilo-ram,gornji pojas	sash-frame gasket,upper zone	2L
344.073	brtva na spoju krila	sash joint gasket	2H
341.008	brtva kliznog krilo -ram	sliding sash gask. towards frame	L+2H
347.003	četkasta brtva	brush gasket	4H
340.028	okrugla brtva Ø6	round gasket Ø6	2L
340.029	okrugla brtva Ø4	round gasket Ø4	2L+4H
321.002	brtva prema staklu vani	gasket to the glass-exterior	2L+4H
311.004	brtva prema staklu unutra	gasket to the glass-interior	2L+4H
340.013	izoterm plamaframe	isotherm plamaframe	2L+4H
340.050	termoblok za FT-1022	thermoblock for FT-1022	L
340.051	tb na spoju krila FT-1022	tb on joint sash FT-1022	H
340.052	tb na spoju krila FT-1022	tb on joint sash FT-1022	H

STAKLO GLASS

44 mm	2	Lkr-158 x Hkr-158
-------	---	-------------------



PODIZNO-KLIZNA ČETVEROKRILNA VRATA SA KRILOM FT-1020
LIFT AND SLIDE FOUR SASH DOOR WITH SASH FT-1020

PROFILI PROFILES			kom pcs	mjera measure	pilanje cutting
FT-1000F	gornja vodoravnica okvira	upper horiz. frame profile	1	L-86	90-90
FT-1001F	donja vodoravnica okvira	lower horiz. frame profile	1	L-86	90-90
FT-1002F	okomica okvira	vert. frame profile	2	H	90-90
FT-1020F	okomica krila	vert. sash profile	8	Hkr=H-84	45-45
FT-1020F	vodoravnica krila	horiz sash profile	8	Lkr=L/4+19	45-45
F-1300	okapnica	drip cap	1	L-60	90-90
F-1433	profil na spoju krila	sash joint profile	4	H-84	90-90
F-1112	vodilica	guide	1	L-60	90-90
Z40-664	lajsna okomita	vertical bead	8	Hkr-168	90-90
Z40-664	lajsna vodoravna	horizontal bead	8	Lkr-124	90-90
372.001	vodoravni profil donji	lower horizontal profile	1	L-86	90-90
372.002	vodoravni profil gornji	upper horizontal profile	1	L-86	90-90
372.003	okomiti profil	vertical profile	2	H	90-90
372.004	profil na spoju krila	sash joint profile	4	H-84	90-90
FT-1030	profil na sudaru krila	sash hit profile	1	H-84	90-90

OKOVI HARDWARE

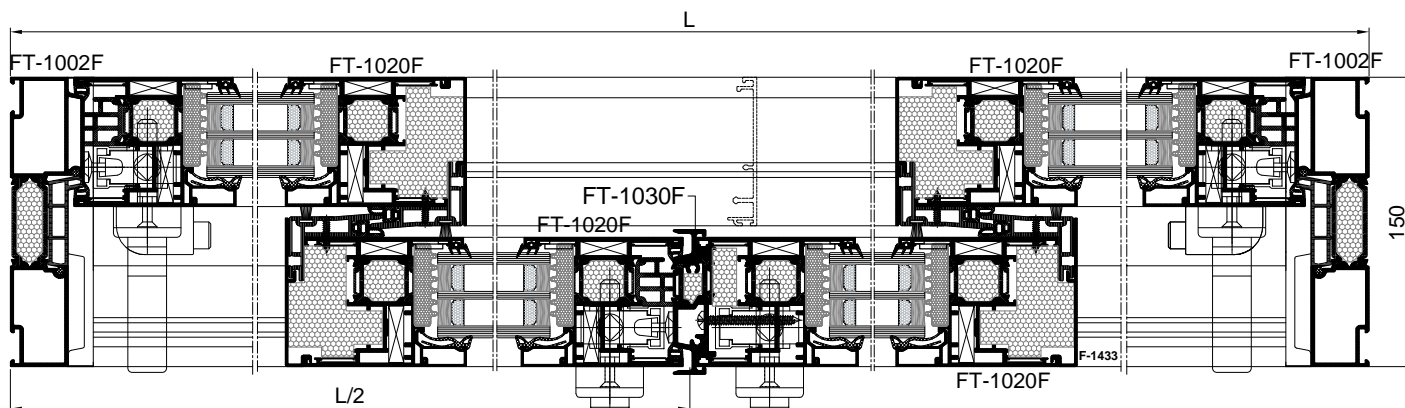

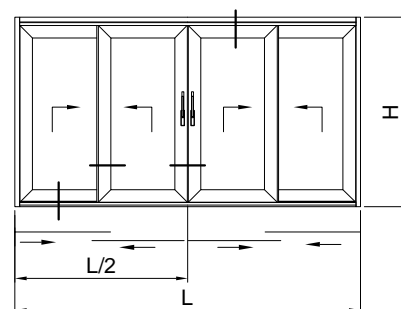
363.047	set pvc umetaka za spoj rama	pvc set for frame joint (lft. door)	1
710.490	centralni kutnik krila	central sash corner bracket	16
710.188	pomoćni kutnik krila	support sash corner bracket	16
731.010	pomoćni kutnik krila	support sash corner bracket	16
730.017	pomoćni kutnik krila	supprt sash corner bracket	32
149.034	kotačići (200 kg)	bogies (200 kg)	4
133.018	spojnica kotačića	connecting rod	4
133.014	brava za ključanje	espag. locking cylinder	4
101.004	pogonska ručka	driving handle	4
133.022	zapinjači na ramu	locking bolts	3
373.078	usmjerivač krila	sash guide	8
340.082	č. umetak na spoju krila-gornji	s. insert on sash joint, up	2
360.003	umetak na spoju krila-donji	insert on sash joint - lower	2
363.030	umetak profila FT-1030	insert for F-1030	par
360.004	umetak profila F-1433-donji	insert for F-1433-lower	2
360.005	umetak profila F-1433-donji	insert for F-1433-lower	2
360.007	umetak profila F-1433-gornji	insert for F-1433-upper	4
360.009	monodrain cjevčica	monodrain tubule	8
375.020	ublaživač udara krila	sash hit bumper	4

BRTVE GASKETS

344.107	brtva krila prema ramu	sash gasket towards frame	2L+6H
344.067	brtva u krilo-ram, gore	sash-frame gasket, upper zone	2L
341.007	brtva na spoju krila	sash joint gasket	4H
341.008	brtva kliznog krilo-ram	sliding sash gask. towards frame	3/4L+3H
347.003	četkasta brtva	brush gasket	4H
340.028	okrugla brtva Ø6	round gasket Ø6	2L
340.029	okrugla brtva Ø4	round gasket Ø4	2L+4H
321.002	brtva prema staklu vani	gasket to the glass-exterior	2L+8H
311.004	brtva prema staklu unutra	gasket to the glass-interior	2L+8H
340.013	izoterm plamaframe	isotherm plamaframe	2L+8H
340.027	termoblok za FT-1020	thermoblock for FT-1020	L
340.024	tb na spoju krila FT-1020	tb on joint sash FT-1020	2H
340.025	tb na spoju krila FT-1020	tb on joint sash FT-1020	2H
340.075	tb na sudaru krila FT-1020	tb on joint sash FT-1020	H

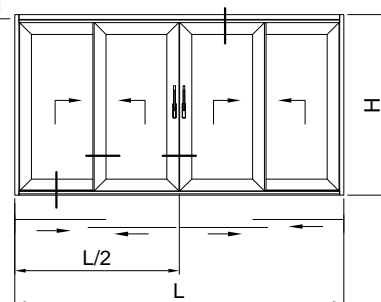
STAKLO GLASS

44 mm	4	Lkr-138 x Hkr-138
-------	---	-------------------



PODIZNO-KLIZNA ČETVEROKRILNA VRATA SA KRILOM FT-1022
LIFT AND SLIDE FOUR SASH DOOR WITH SASH FT-1022

PROFILI PROFILES			kom pcs	mjera measure	pilanje cutting
FT-1000F	gornja vodoravnica okvira	upper horiz. frame profile	1	L-86	90-90
FT-1001F	donja vodoravnica okvira	lower horiz. frame profile	1	L-86	90-90
FT-1002F	okomica okvira	vert. frame profile	2	H	90-90
FT-1022F	okomica krila	vert. sash profile	8	Hkr=H-84	45-45
FT-1022F	vodoravnica krila	horiz.sash profile	8	Lkr=L/4+24	45-45
F-1300	okapnica	drip cap	1	L-60	90-90
F-1433	profil na spoju krila	joint sash profile	4	H-84	90-90
F-1112	vodilica	guide	1	L-60	90-90
Z40-664	lajsna okomita	vertical bead	8	Hkr-188	90-90
Z40-664	lajsna vodoravna	horizontal bead	8	Lkr-144	90-90
372.001	vodoravni profil donji	lower horizontal profile	1	L-86	90-90
372.002	vodoravni profil gornji	upper horizontal profile	1	L-86	90-90
372.003	okomiti profil	vertical profile	2	H	90-90
374.078	profil na spoju krila	sash joint profile	4	H-84	90-90
FT-1030	profil na sudaru krila	sash hit profile	1	H-84	90-90



OKOVI HARDWARE

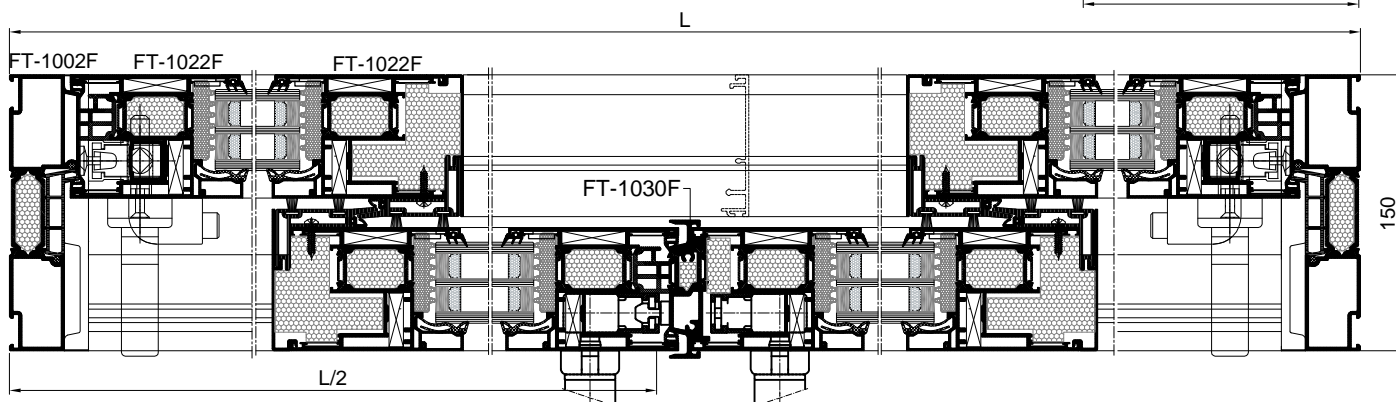

363.047	set pvc umetaka za spoj rama	pvc set for frame joint (lft. door)	1
710.490	centralni kutnik krila	central sash corner bracket	16
710.189	pomoćni kutnik krila	support sash corner bracket	16
731.010	pomoćni kutnik krila	support sash corner bracket	16
730.017	pomoćni kutnik krila	supprt sash corner bracket	32
149.001	kotačići (300 kg)	bogies (300g)	4
149.012	spojnica kotačića	connecting rod	4
149.020	brava za ključanje	espag. locking cylinder	4
108.006	pogonska ručka	driving handle	4
149.025	zapinjači na ramu	locking bolts	3
373.078	usmjerivač krila	sash guide	8
340.082	č. umetak na spoju krila-gornji	s. insert on sash joint, up	2
360.003	umetak na spoju krila-donji	insert on sash joint - lower	2
363.030	umetak profila FT-1030	insert for F-1030	par
360.004	umetak profila F-1433-donji	insert for F-1433-lower	2
360.005	umetak profila F-1433-donji	insert for F-1433-lower	2
360.007	umetak profila F-1433-gornji	insert for F-1433-upper	4
360.009	monodrain cjevčica	monodrain tubule	8
375.020	ublaživač udara krila	sash hit bumper	4

BRTVE GASKETS

344.107	brtva krila prema ramu	sash gasket towards frame	2L+6H
344.067	brtva u krilo-ram, gornji pojas	sash-frame gasket, upper zone	2L
344.073	brtva na spoju krila	sash joint gasket	4H
341.008	brtva kliznog krila prema ramu	sliding sash gask. towards frame	3/4L+3H
347.003	četkasta brtva	brush gasket	4H
340.028	okrugla brtva Ø6	round gasket Ø6	2L
340.029	okrugla brtva Ø4	round gasket Ø4	2L+4H
321.002	brtva prema staklu vani	gasket to the glass-exterior	2L+8H
311.004	brtva prema staklu unutra	gasket to the glass-interior	2L+8H
340.013	izoterm plamaframe	isotherm plamaframe	2L+8H
340.050	termoblok za FT-1022	thermoblock for FT-1022	L
340.051	tb na spoju krila FT-1022	tb on joint sash FT-1022	2H
340.052	tb na spoju krila FT-1022	tb on joint sash FT-1022	2H
340.075	tb na sudaru krila FT-1022	tb on joint sash FT-1022	H

STAKLO GLASS

44 mm		4	Lkr-158 x Hkr-158
-------	--	---	-------------------



PODIZNO-KLIZNA TROKRILNA LIJEVA VRATA SA KRILOM FT-1020
LIFT AND SLIDE THREE SASH LEFT DOOR WITH SASH FT-1020PROFILI
PROFILESkom mjera
pcs measure
pilanje
cutting

FT-1003F	gornja vodoravnica okvira	upper horiz.frame profile	1	L-60	90-90
FT-1004F	donja vodoravnica okvira	lower horiz.frame profile	1	L-60	90-90
FT-1005F	okomica okvira	vert. frame profile	2	H	90-90
FT-1020F	okomica krila	vert.sash profile	6	Hkr=H-84	45-45
FT-1020F	vodoravnica krila	horiz.sash profile	6	Lkr=L/3+27	45-45
F-1300	okapnica	drip cap	1	L-60	90-90
F-1433	profil na spoju krila	sash joint profile	4	H-84	90-90
F-1112	vodilica	guide	2	L-60	90-90
Z40-664	lajsna okomita	vertical bead	6	Hkr-168	90-90
Z40-664	lajsna vodoravna	horizontal bead	6	Lkr-124	90-90
372.001	vodoravni profil donji	lower horizontal profile	2	L-73	90-90
372.002	vodoravni profil gornji	upper horizontal profile	2	L-73	90-90
372.003	okomiti profil	vertical profile	2	H	90-90
372.004	profil na spoju krila	sash joint profile	4	H-84	90-90

OKOVI HARDWARE

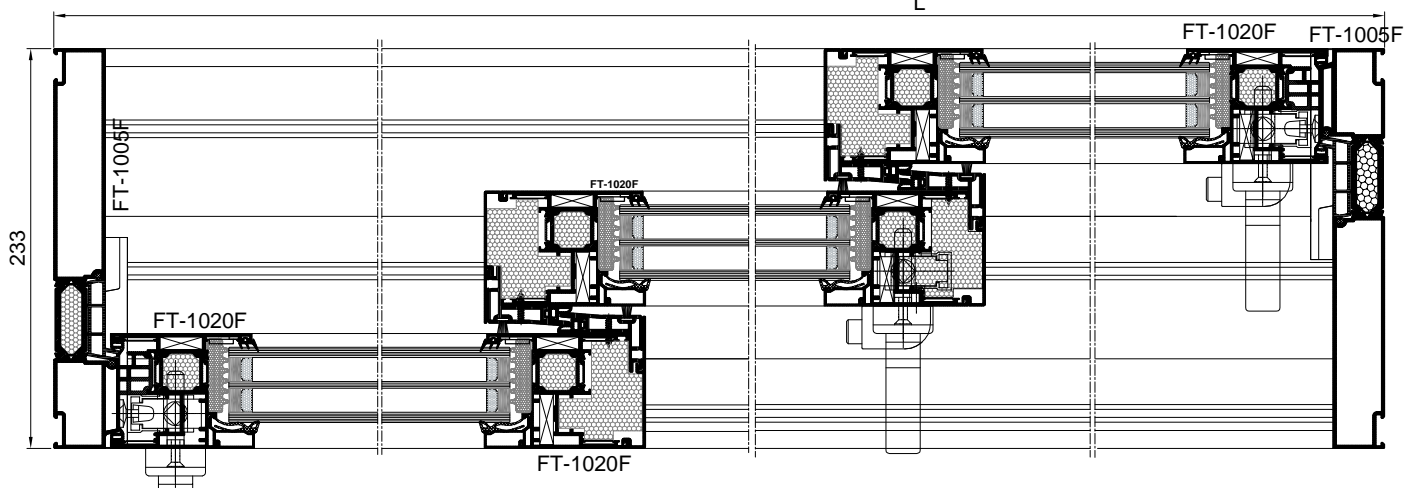

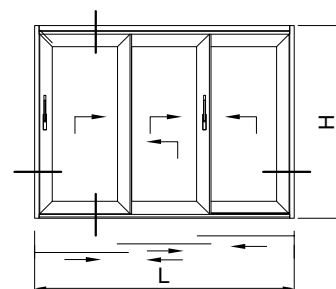
363.045	set pvc za spoj rama (l.vrata)	pvc set for frame joint (lft. door)	1
710.490	centralni kutnik krila	central sash corner bracket	12
710.188	pomoćni kutnik krila	support sash corner bracket	12
731.010	pomoćni kutnik krila	support sash corner bracket	12
730.017	pomoćni kutnik krila	supprt sash corner bracket	24
149.034	kotačići (200 kg)	bogies (200g)	3
133.018	spojnica kotačića	connecting rod	3
133.014	brava za ključanje	espag. locking cylinder	3
101.004	pogonska ručka	driving handle	3
133.022	zapinjači na ramu	locking bolts	2
373.078	usmjerivač krila	sash guide	6
340.082	č.umetak na spoju krila-gornji	s. insert on sash joint, up	2
360.003	umetak na spoju krila-donji	insert on sash joint - lower	2
360.004	umetak profila F-1433-donji	insert for F-1433-lower	2
360.005	umetak profila F-1433-donji	insert for F-1433-lower	2
360.007	umetak profila F-1433-gornji	insert for F-1433-upper	4
360.009	monodrain cjevčica	monodrain tubule	6
375.020	ublaživač udara krila	sash hit bumper	2

BRTVE GASKETS

344.107	brtva krila prema ramu	sash gasket towards frame	2L+4H
344.067	brtva u krilo-ram, gore	sash-frame gasket, upper zone	2L
341.007	brtva na spoju krila	sash joint gasket	4H
341.008	brtva kliznog krila prema ramu	sliding sash gask. towards frame	L+2H
347.003	četkasta brtva	brush gasket	4H
340.028	okrugla brtva Ø6	round gasket Ø6	4L
340.029	okrugla brtva Ø4	round gasket Ø4	4L+4H
321.002	brtva prema staklu vani	gasket to the glass-exterior	2L+6H
311.004	brtva prema staklu unutra	gasket to the glass-interior	2L+6H
340.013	izoterm plamaframe	isotherm plamaframe	2L+6H
340.027	termoblok za FT-1020	thermoblock for FT-1020	L
340.024	tb na spoju krila FT-1020	tb on joint sash FT-1020	2H
340.025	tb na spoju krila FT-1020	tb on joint sash FT-1020	2H

STAKLO GLASS

44 mm 3 Lkr-138 x Hkr-138



PODIZNO-KLIZNA TROKRILNA LIJEVA VRATA SA KRILOM FT-1022
LIFT AND SLIDE THREE SASH LEFT DOOR WITH SASH FT-1022

PROFILI
PROFILES

			kom	mjera	pilanje
			pcs	measure	cutting
FT-1003F	gornja vodoravnica okvira	upper horiz. frame profile	1	L-60	90-90
FT-1004F	donja vodoravnica okvira	lower horiz. frame profile	1	L-60	90-90
FT-1005F	okomica okvira	vert. frame profile	2	H	90-90
FT-1022F	okomica krila	vert. sash profile	6	Hkr=H-84	45-45
FT-1022F	vodoravnica krila	horiz sash profile	6	Lkr=L/3+34	45-45
F-1300	okapnica	drip cap	1	L-60	90-90
F-1433	profil na spoju krila	sash joint profile	4	H-84	90-90
F-1112	vodilica	guide	2	L-60	90-90
Z40-664	lajsna okomita	vertical bead	6	Hkr-188	90-90
Z40-664	lajsna vodoravna	horizontal bead	6	Lkr-144	90-90
372.001	vodoravni profil donji	lower horizontal profile	2	L-73	90-90
372.002	vodoravni profil gornji	upper horizontal profile	2	L-73	90-90
372.003	okomiti profil	vertical profile	2	H	90-90
374.078	profil na spoju krila	sash joint profile	4	H-84	90-90

OKOVI HARDWARE

363.045	set pvc za spoj rama (l. vrata)	pvc set for frame joint (lft. door)	1
710.490	centralni kutnik krila	central sash corner bracket	12
710.189	pomoćni kutnik krila	support sash corner bracket	12
731.010	pomoćni kutnik krila	support sash corner bracket	12
730.017	pomoćni kutnik krila	supprt sash corner bracket	24
149.001	kotačići (300 kg)	bogies (300g)	3
149.012	spojnica kotačića	connecting rod	3
149.020	brava za ključanje	espag. locking cylinder	3
108.006	pogonska ručka	driving handle	3
149.025	zapinjači na ramu	locking bolts	2
373.078	usmjerivač krila	sash guide	6
340.082	č.umetak na spoju krila, gore	s. insert on sash joint, up	2
360.003	umetak na spoju krila-donji	insert on sash joint - lower	2
360.004	umetak profila F-1433-donji	insert for F-1433-lower	2
360.005	umetak profila F-1433-donji	insert for F-1433-lower	2
360.007	umetak profila F-1433-gornji	insert for F-1433-upper	4
360.009	monodrain cjevčica	monodrain tubule	6
375.020	ublaživač udara krila	sash hit bumper	2

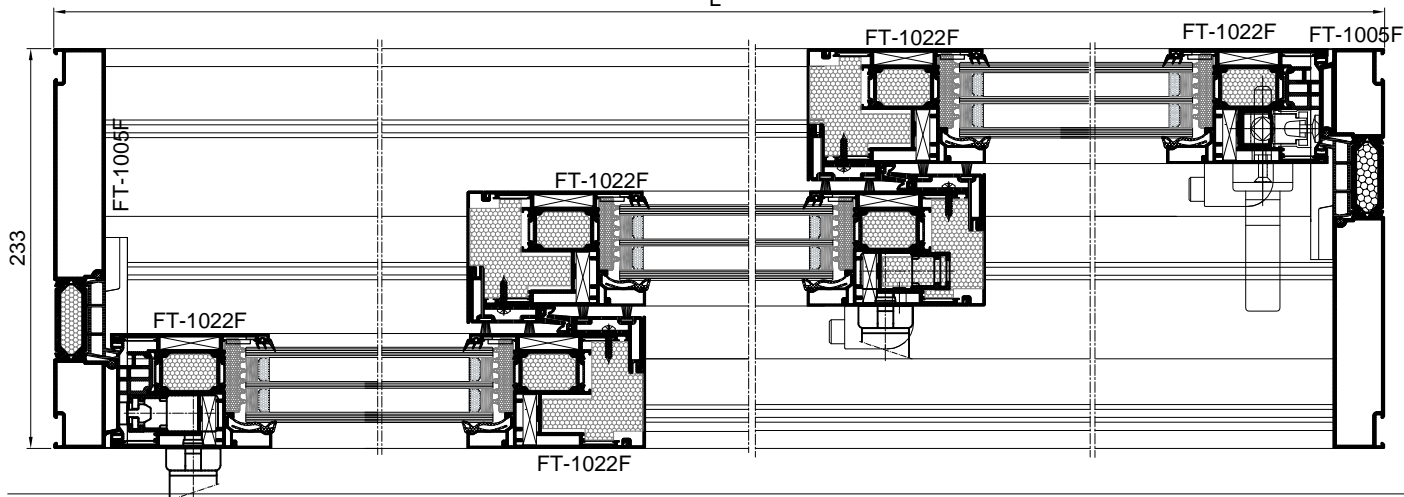
BRTVE GASKETS

344.107	brtva krila prema ramu	sash gasket towards frame	2L+4H
344.067	brtva u krilo-ram-gore	sash-frame gasket, upper zone	2L
344.073	brtva na spoju krila	sash joint gasket	4H
341.008	brtva kliznog krila prema ramu	sliding sash gask. towards frame	L+2H
347.003	četkasta brtva	brush gasket	8H
340.028	okrugla brtva Ø6	round gasket Ø6	4L
340.029	okrugla brtva Ø4	round gasket Ø4	4L+4H
321.002	brtva prema staklu vani	gasket to the glass-exterior	2L+6H
311.004	brtva prema staklu unutra	gasket to the glass-interior	2L+6H
340.013	izoterm plamaframe	isotherm plamaframe	2L+6H
340.050	termoblok za FT-1022	thermoblock for FT-1022	L
340.051	tb na spoju krila FT-1022	tb on joint sash FT-1022	2H
340.052	tb na spoju krila FT-1022	tb on joint sash FT-1022	2H

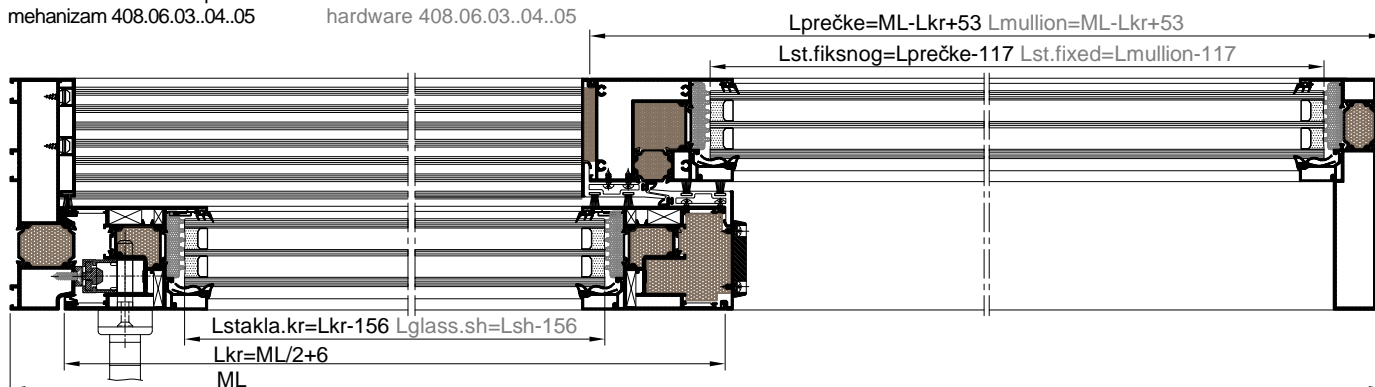
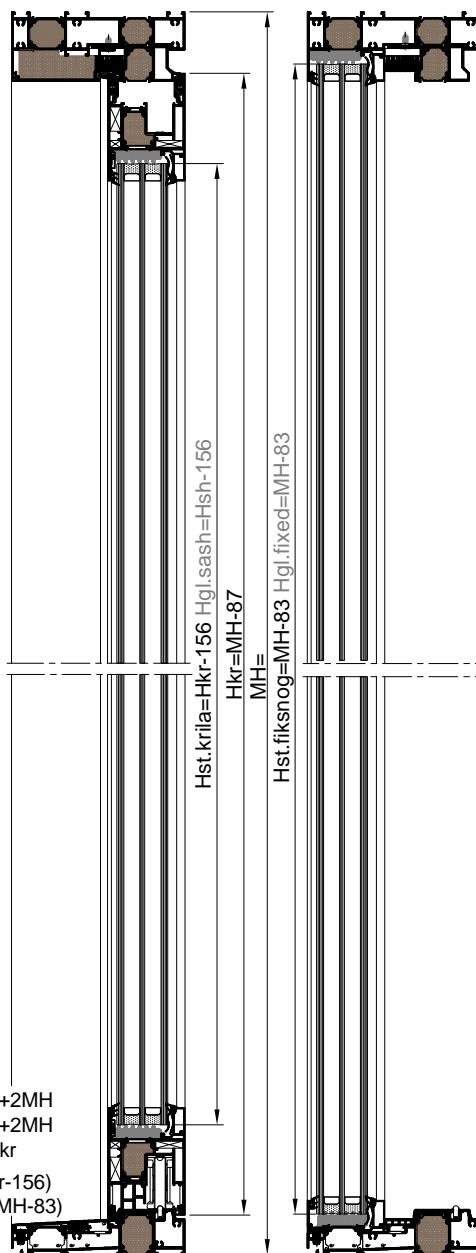
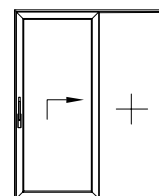
STAKLO GLASS

44 mm 3 Lkr-158 x Hkr-158

L

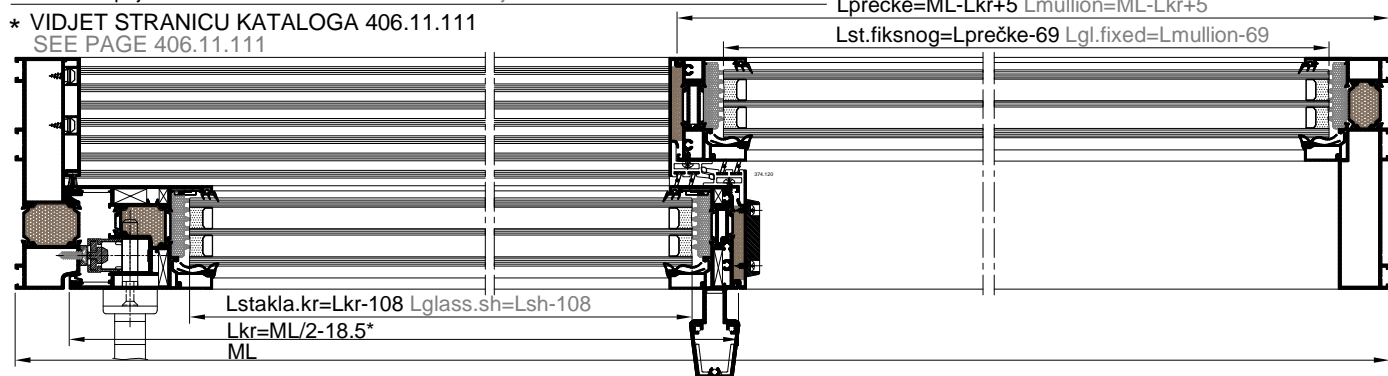


naziv name	mjera measure	kom. pcs.	pilanje cutting
Okomica rama FT-1100F	Frame vertical FT-1100F	MH	1
Okomica rama FT-1103F	Frame vertical FT-1103F	MH	1
Vodoravnica rama-donja FT-1102F	Frame horizontal-lower FT-1102F	ML-70	1
Vodoravnica rama-gornja FT-1101F	Frame horizontal-upper FT-1101F	ML-65	1
Krilo FT-1120F	Sash FT-1120F	ML/2+6	2
Krilo FT-1120F	Sash FT-1120F	MH-87	2
Prečka FT-1131F	Mullion FT-1131F	MH-85	1
Umetak rama FT-1132F	Frame insert FT-1132F	ML-79	1
Maska F-1538	Mask F-1538	MH-63.5	1
Maska F-1538	Mask F-1538	MH-87	1
Maska praga F-1536	Threshold mask F-1536	ML-Lpreč.-37.5	1
Maska praga F-1418	Threshold mask F-1418	ML-59	1
Vanjska st lajsna F-1419	Exterior glazing bead F-1419	Lpreč.-147.5	1
Al vodilica F-1112 (elox)	Al guide F-1112 (elox)	ML-85	1
Maska F-1537	Mask F-1537	ML-Lpreč.-37	1
Maska F-1434	Mask F-1434	MH-85	1
Staklo lajsna Z40-664	Glazing bead Z40-664	Lkr-142	2
Staklo lajsna Z40-664	Glazing bead Z40-664	Hkr-186	2
Staklo lajsna Z40-664	Glazing bead Z40-664	Lpreč-104	2
Staklo lajsna Z40-664	Glazing bead Z40-664	MH-107	2
Kutna spojnica 710.401	Corner bracket 710.401		4
Kutna spojnica 710.403	Corner bracket 710.403		4
Kutna spojnica 731.010	Corner bracket 731.010		4
Kutna spojnica 730.017	Corner bracket 730.017		8
Čep prečke donji 373.067	Mullion cap-lower 373.067		1
Čep prečke gornji 373.068	Mullion cap-upper 373.068		1
Čep za donji spoj rama 373.070	Cap for lower frame joint 373.070		1
Čep za gornji spoj rama 373.071	Cap for upper frame joint 373.071		1
Čep maske krila donji 373.051(lj.)	Cap mask on sash-lower 373.051(lft.)		1
Čep maske krila gornji 373.053	Cap mask on sash-upper 373.053		1
Usmjerivač krila 373.078	Sash guide 373.078		2
Čep za gornji spoj rama 363.056 (lft.)	Cap for upper frame joint 363.056 (lft.)		1
Čep za donji spoj rama 363.058 (lft.)	Cap for lower frame joint 363.058 (lft.)		1
Umetak za odvod vode iz krila 360.009	Insert for sash drainage 360.009		2
Odbojnik na krilu 345.010	Sash bumper 345.010		2
Pvc profil 374.083	Pvc profile 374.083	MH-63.5	1
Pvc profil 374.083	Pvc profile 374.083	MH-87	1
Brtva krila 321.106	Sash gasket 344.106		1Lkr+1Hkr
Brtva krila 341.108	Sash gasket 344.108		1Lkr+1Hkr
Brtva u gornjem horiz. pojasu krila 344.067	Upper horiz. sash zone gasket 344.067		2 Lkr
Brtva u donjem pojasu krila 344.079	Lower sash zone gasket 344.079		Lkr
Brtva u pragu ispod krila 344.061	Under sash threshold gasket 344.061	ML-79	1
Brtva u pragu u fiksnom dijelu 344.081	Threshold gasket-fixed part 344.081	Lpreč-78	1
Brtva ispod maske u pragu 344.080	Threshold gask. under mask 344.080	ML-Lpreč-48	1
Brtva na spoju krila i fiksnog 344.073	Gasket on sash-fixed joint 344.073	MH-63.5	1
Brtva na spoju krila i fiksnog 344.073	Gasket on sash-fixed joint 344.073	MH-87	1
Brtva prema staklu /vanjska/ 321.002	Gasket to the glass /exterior/ 321.002		2Lkr+2Hkr+2Lfix+2MH
Brtva prema staklu /unutarnja/ 311.004	Gasket to the glass /interior/ 311.004		2Lkr+2Hkr+2Lfix+2MH
Četkasta brtva 347.003	Brush gasket 347.003		(ML/2)+3MH+2Hkr
Izolacijski umetak po obodu stakla 340.013	Insulation insert along glass edge 340.013		2(Lkr-132)+2(Hkr-156)
Izolacijski umetak 340.130	Insulation insert 340.130		+2(Lpreč-94)+2(MH-83)
Izolacijski umetak 340.131	Insulation insert 340.131		Hkr
Izolacijski umetak 340.129	Insulation insert F-1537 340.129		Hkr
Umetak na spoju dva krila 340.136	Insert on two sash joint-brushes 340.136		ML-Lpreč-37
Izbor okova i ručaka za podizno klizni mehanizam 408.06.03..04..05	Selection of hardware and handles for L&S hardware 408.06.03..04..05		1

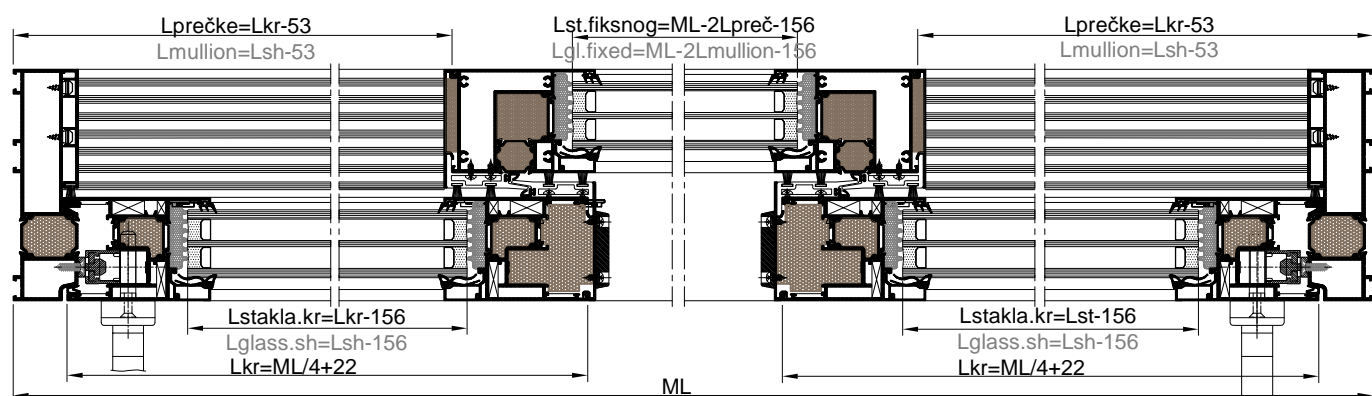



naziv name	mjera measure	kom. pcs.	pilanje cutting
FOkomica rama FT-1100	Frame vertical FT-1100	MH	1 90-90
Okomica rama FT-1103F	Frame vertical FT-1103	MH	1 90-90
Vodoravnica rama-donja FT-1102F	Frame horizontal-lower FT-1102F	ML-70	1 90-90
Vodoravnica rama-gornja FT-1101F	Frame horizontal-upper FT-1101F	ML-65	1 90-90
Krilo FT-1120F	Sash FT-1120F	ML/2+29.5*	2 45-45
Krilo FT-1120F	Sash FT-1120F	MH-87	1 45-45
Krilo FT-1121F	Sash FT-1121F	MH-183	1 45-45
Prečka FT-1130F	Mullion FT-1130F	MH-66	1 90-90
Umetak rama FT-1132F	Frame insert FT-1132F	ML-79	1 90-90
Maska F-1538	Mask F-1538	MH-63.5	1 90-90
Maska F-1538	Mask F-1538	MH-87	1 90-90
Maska praga F-1536	Threshold mask F-1536	ML-Lpreč.-37.5	1 90-90
Maska praga F-1418	Threshold mask F-1418	ML-59	1 90-90
Vanjska st lajsna F-1419	Exterior glazing bead F-1419	Lpreč-99.5	1 90-90
Al vodilica F-1112 (elox)	Al guide F-1112 (elox)	ML-85	1 90-90
Maska F-1537	Mask F-1537	ML-Lpreč.-37	1 90-90
Maska F-1434	Mask F-1434	MH-85	1 90-90
Staklo lajsna Z40-664	Glazing bead Z40-664	Lkr-94	2 90-90
Staklo lajsna Z40-664	Glazing bead Z40-664	Hkr-186	2 90-90
Staklo lajsna Z40-664	Glazing bead Z40-664	Lprečke-56	2 90-90
Staklo lajsna Z40-664	Glazing bead Z40-664	MH-107	2 90-90
Kutna spojnica 710.402	Corner bracket 710.402		2
Kutna spojnica 710.401	Corner bracket 710.401		2
Kutna spojnica 710.403	Corner bracket 710.403		2
Kutna spojnica 710.404	Corner bracket 710.404		2
Kutna spojnica 731.010	Corner bracket 731.010		4
Kutna spojnica 730.017	Corner bracket 730.017		4
Čep za donji spoj rama 373.070	Cap for lower frame joint 373.070		1
Čep za gornji spoj rama 373.071	Cap for upper frame joint 373.071		1
Čep maske krila donji 373.051	Cap mask on sash-lower 373.051		1
Čep maske krila gornji 373.053	Cap mask on sash-upper 373.053		1
Usmjerivač krila 373.078	Sash guide 373.078		2
Čep za gornji spoj rama 363.056 (lijevi)	Cap for upper frame joint 363.056 (lft)		1
Čep za donji spoj rama 363.058 (lijevi)	Cap for lower frame joint 363.058 (lft)		1
Umetak za odvod vode iz krila 360.009	Insert for sash drainage 360.009		2
Odbojnik na krilu 345.010	Sash bumper 345.010		2
Čep profila malog krila FT-1121 363.062	Cap of small sash profile FT-1121 363.062		1 par
Čep prečke 363.053	Mullion cap 363.053		1
Čep prečke 373.069	Mullion cap 373.069		1
Pvc profil 374.120	Pvc profile 374.120	MH-63.5	1 90-90
Pvc profil 374.120	Pvc profile 374.120	MH-87	1 90-90
Brtva krila 344.106	Sash gasket 344.106		1Lkr+1Hkr
Brtva krila 344.108	Sash gasket 344.108		1Lkr+1Hkr
Brtva u gornjem horiz. pojasu krila 344.067	Upper horiz. sash zone gasket 344.067		2 Lkr
Brtva u donjem pojasu krila 344.079	Lower sash zone gasket 344.079		Lkr
Brtva u pragu ispod krila 344.061	Under sash threshold gask. 344.061	ML-79	1 90-90
Brtva u pragu u fiks. dijelu 344.081	Threshold gask.-fixed part 344.081	Lpreč-56	1 90-90
Brtva ispod maske u pragu 344.080	Threshold ga. under mask 344.080	ML-Lpreč-48	1 90-90
Brtva na spoju krila i fiksnog 344.073	Gasket on sash-fixed joint 344.073	MH-63.5	1 90-90
Brtva na spoju krila i fiksnog 344.073	Gasket on sash-fixed joint 344.073	MH-87	1 90-90
Brtva prema staklu /vanj./ 321.002	Gasket to the glass/exterior/ 321.002		2Lkr+2Hkr+2Lfix+2MH
Brtva prema staklu /unut./ 311.004	Gasket to the glass/interior/ 311.004		2Lkr+2Hkr+2Lfix+2MH
Četkasta brtva 347.003	Brush gasket 347.003		(ML/2)+3MH+2Hkr
Izolacijski umetak po obodu stakla 340.013	Insulation insert along glass edge 340.013		2(Lkr-86)+2(Hkr-156) +2(Lpreč-46)+2(MH-83)
Izolacijski umetak 340.131	Insulation insert 340.131		2Hkr
Izolacijski F-1537 340.129	Insulation insert F-1537 340.129		ML-Lpreč-37
Umetak na spoju dva krila- 340.137	Insert on two sash joint-brushes 340.137		1

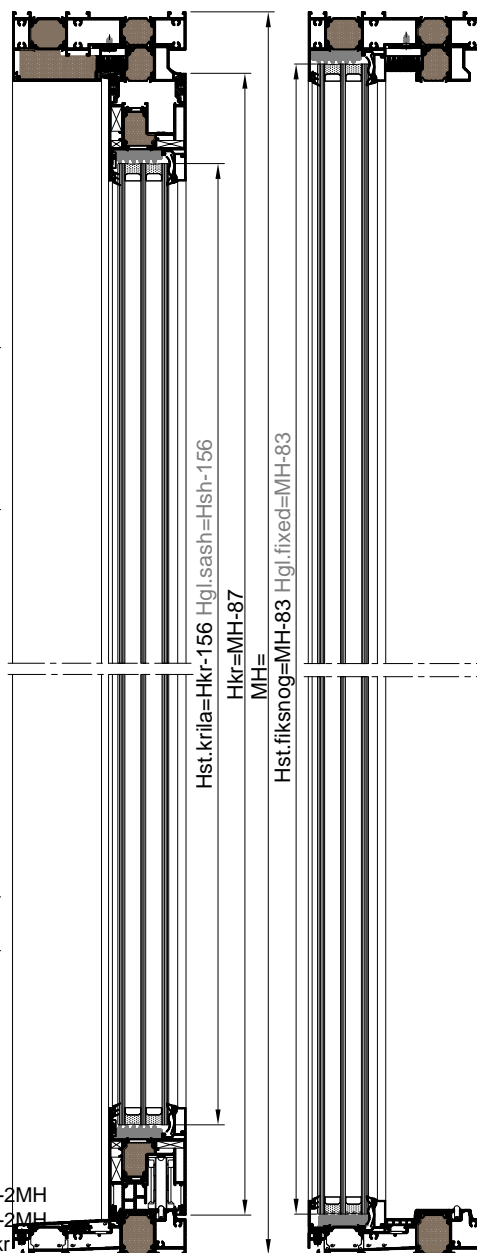
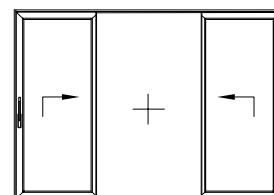
* VIDJET STRANICU KATALOGA 406.11.111
SEE PAGE 406.11.111



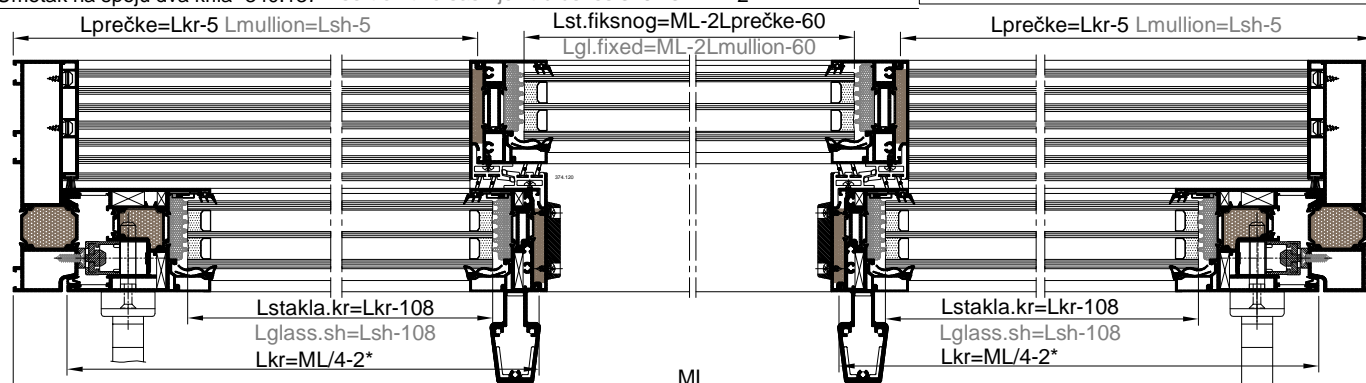
naziv name	mjera measure	kom. pcs.	pilanje cutting
Okomica rama FT-1100F	Frame vertical FT-1100F	MH	2
Vodoravnica rama-donja FT-1102F	Frame horizontal-lower FT-1102F	ML-64	1
Vodoravnica rama-gornja FT-1101F	Frame horizontal-upper FT-1101F	ML-64	1
Krilo FT-1120F	Sash FT-1120F	ML/4+22	4
Krilo FT-1120F	Sash FT-1120F	MH-87	4
Prečka FT-1131F	Mullion FT-1131F	MH-85	2
Umetak rama FT-1132F	Frame insert FT-1132F	ML-94	1
Maska F-1538	Mask F-1538	MH-63.5	2
Maska F-1538	Mask F-1538	MH-87	2
Maska praga F-1536	Threshold mask F-1536	Lpreč.-37.5	2
Maska praga F-1418	Threshold mask F-1418	ML-64	1
Vanjska st lajsna F-1419	Exterior glazing bead F-1419	ML-2Lpreč.-186	1
Al vodilica F-1112 (elox)	Al guide F-1112 (elox)	ML-94	1
Maska F-1537	Mask F-1537	Lpreč.-37	2
Maska F-1434	Mask F-1434	MH-85	2
Staklo lajsna Z40-664	Glazing bead Z40-664	Lkr-142	4
Staklo lajsna Z40-664	Glazing bead Z40-664	Hkr-186	4
Staklo lajsna Z40-664	Glazing bead Z40-664	ML-2Lpreč-142	2
Staklo lajsna Z40-664	Glazing bead Z40-664	MH-107	2
Kutna spojnica 710.401	Corner bracket 710.401	8	
Kutna spojnica 710.403	Corner bracket 710.403	8	
Kutna spojnica 731.010	Corner bracket 731.010	8	
Kutna spojnica 730.017	Corner bracket 730.017	16	
Čep maske krila donji 373.051 (lijevi)	Cap mask on sash-lower 373.051 (lft.)	1	
Čep maske krila donji 373.052 (desni)	Cap mask on sash-upper 373.052 (rgh.)	1	
Čep maske krila gornji 373.053	Sash mask cap - upper 373.053	2	
Usmjerivač krila 373.078	Sash guide 373.078	4	
Čep za gornji spoj rama 363.056 (lijevi)	Cap for upper frame joint 363.056 (lft.)	1	
Čep za gornji spoj rama 363.057 (desni)	Cap for upper frame joint 363.057 (rgh.)	1	
Čep za donji spoj rama 363.058 (lijevi)	Cap for lower frame joint 363.058 (lft.)	1	
Čep za donji spoj rama 363.059 (desni)	Cap for lower frame joint 363.059 (rgh.)	1	
Čep prečke donji 373.067	Mullion cap-lower 373.067	1	
Čep prečke gornji 373.068	Mullion cap-upper 373.068	1	
Čep prečke donji 373.072	Mullion cap-lower 373.072	1	
Čep prečke gornji 373.073	Mullion cap-upper 373.073	1	
Umetak za odvod vode iz krila 360.009	Insert for sash drainage 360.009	4	
Odbojnik na krilu 345.010	Sash bumper 345.010	4	
Pvc profil 374.083	Pvc profile 374.083	MH-63.5	2
Pvc profil 374.083	Pvc profile 374.083	MH-87	2
Brtva krila 344.106	Sash gasket 344.106		2Lkr+2Hkr
Brtva krila 344.108	Sash gasket 344.108		2Lkr+2Hkr
Brtva u gor.horiz. pojasu krila 344.067	Upper horiz. sash zone gasket 344.067		4 Lkr
Brtva u donjem pojasu krila 344.079	Lower sash zone gasket 344.079		2Lkr
Brtva u pragu ispod krila 344.061	Under sash threshold gas. 344.061	ML-94	1
Brtva u pragu u fiks. dijelu 344.081	Threshold gask.-fixed part 344.081	ML-2Lpreč-100	1
Brtva ispod maske u pragu 344.080	Threshold gask. under mask 344.080	Lpreč-48	2
Brtva na spoju krila i fik. 344.073	Gasket on sash-fixed joint 344.073	MH-63.5	2
Brtva na spoju krila i fik. 344.073	Gasket on sash-fixed joint 344.073	MH-87	2
Brtva prema staklu/vanij./ 321.002	Gasket to the glass /exterior/ 321.002		4Lkr+4Hkr+2Lfix+2MH
Brtva prema staklu/unut./ 311.004	Gasket to the glass /interior/ 311.004		4Lkr+4Hkr+2Lfix+2MH
Četkasta brtva 347.003	Brush gasket 347.003		(ML/2)+6MH+4Hkr
Izolacijski umetak po obodu stakla 340.013	Insulation insert along glass edge 340.013		4(Lkr-132)+4(Hkr-156) + 2(ML-2Lpreč-132)+2(MH-83)
Izolacijski umetak 340.130	Insulation insert 340.130		2Hkr
Izolacijski umetak 340.131	Insulation insert 340.131		2Hkr
Izolacijski umetak 340.129	Insulation insert 340.129		2(Lpreč-37)
Umetak na spoju dva krila-340.136	Insert on two sash joint-brushes 340.136		2



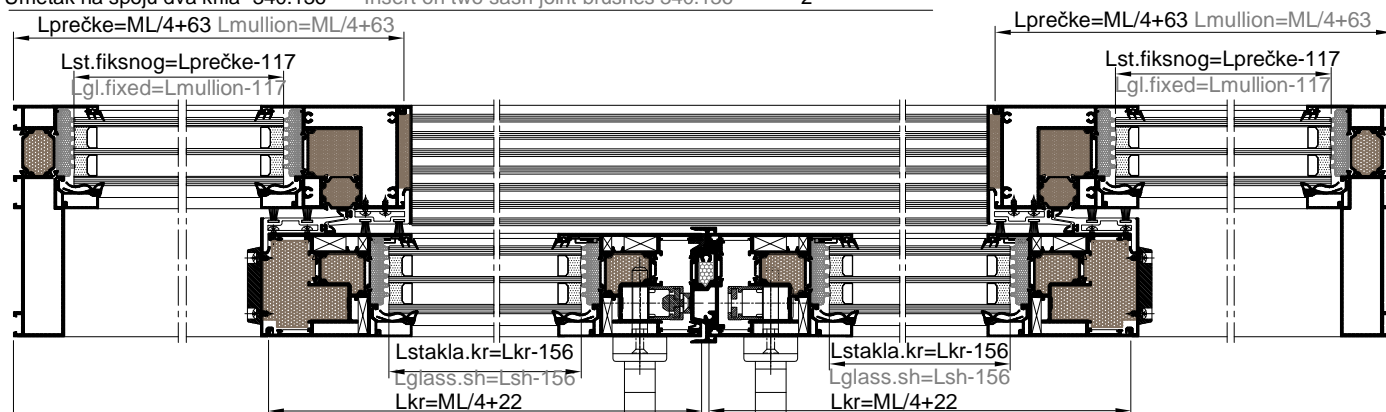
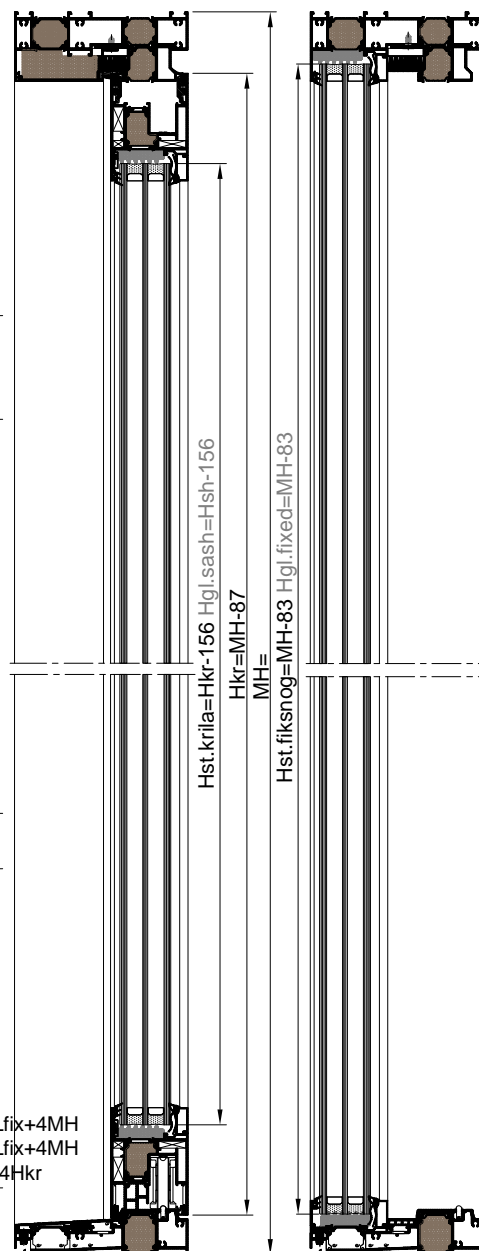
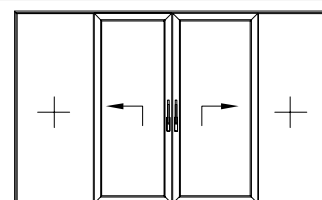
naziv name	mjera measure	kom. pcs.	pilanje cutting
Okomica rama FT-1100F	Frame vertical FT-1100	MH	2
Vodoravnica rama-donja FT-1102F	Frame horizontal-lower FT-1102F	ML-64	1
Vodoravnica rama-gornja FT-1101F	Frame horizontal-upper FT-1101F	ML-64	1
Krilo FT-1120F	Sash FT-1120F	(ML/4)+46 *	4
Krilo FT-1120F	Sash FT-1120F	MH-87	2
Krilo FT-1121F	Sash FT-1121F	MH-183	2
Prečka FT-1130F	Mullion FT-1131F	MH-66	2
Umetak rama FT-1132F	Frame insert FT-1132F	ML-94	1
Maska F-1538	Mask F-1538	MH-63.5	2
Maska F-1538	Mask F-1538	MH-87	2
Maska praga F-1536	Threshold mask F-1536	Lpreč.-37.5	2
Maska praga F-1418	Threshold mask F-1418	ML-64	1
Vanjska st lajsna F-1419	Exterior glazing bead F-1419	ML-2Lpreč.-90	1
Al vodilica F-1112 (elox)	Al guide F-1112 (elox)	ML-94	1
Maska F-1537	Mask F-1537	Lpreč.-37	2
Maska F-1434	Mask F-1434	MH-85	2
Staklo lajsna Z40-664	Glazing bead Z40-664	Lkr-94	4
Staklo lajsna Z40-664	Glazing bead Z40-664	Hkr-186	4
Staklo lajsna Z40-664	Glazing bead Z40-664	ML-2Lpreč-46	2
Staklo lajsna Z40-664	Glazing bead Z40-664	MH-107	2
Kutna spojnica 710.402	Corner bracket 710.402		4
Kutna spojnica 710.401	Corner bracket 710.401		4
Kutna spojnica 710.403	Corner bracket 710.403		4
Kutna spojnica 710.404	Corner bracket 710.403		4
Kutna spojnica 731.010	Corner bracket 731.010		8
Kutna spojnica 730.017	Corner bracket 730.017		8
Čep maske krila donji 373.051 (lijevi)	Cap mask on sash-lower 373.051 (lft.)		1
Čep maske krila donji 373.052 (desni)	Cap mask on sash-upper 373.052 (rgh.)		1
Čep maske krila gornji 373.053	Sash mask cap - upper 373.053		2
Usmjerivač krila 373.078	Sash guide 373.078		4
Čep za gornji spoj rama 363.056 (lijevi)	Cap for upper frame joint 363.056 (lft.)		1
Čep za gornji spoj rama 363.057 (desni)	Cap for upper frame joint 363.057 (rgh.)		1
Čep za donji spoj rama 363.058 (lijevi)	Cap for lower frame joint 363.058 (lft.)		1
Čep za donji spoj rama 363.059 (desni)	Cap for lower frame joint 363.059 (rgh.)		1
Umetak za odvod vode iz krila 360.009	Insert for sash drainage 360.009		4
Odbojnik na krilu 345.010	Sash bumper 345.010		4
Čep profila krila FT-1121 363.062	Cap for sash profile FT-1121 363.062		2 par
Čep prečke 363.053 (lijevi)	Mullion cap 363.053 (lft.)		1
Čep prečke 363.054 (desni)	Mullion cap 363.054 (rgh.)		1
Čep prečke gornji 373.069	Mullion cap upper 373.069		1
Čep prečke gornji 373.074	Mullion cap upper 373.074		1
Pvc profil 374.120	Pvc profile 374.120	MH-63.5	2
Pvc profil 374.120	Pvc profile 374.120	MH-87	2
Brtva krila 344.106	Sash gasket 344.106		2Lkr+2Hkr
Brtva krila 344.108	Sash gasket 341.108		2Lkr+2Hkr
Brtva u gornj. horiz. pojasu krila 344.067	Upper horiz. sash zone gasket 344.067		4 Lkr
Brtva u donjem pojasu krila 344.079	Lower sash zone gasket 344.079		2Lkr
Brtva u pragu ispod krila 344.061	Under sash threshold gas. 344.061	ML-94	1
Brtva u pragu u fiks. dijelu 344.081	Threshold gask.-fixed part 344.081	ML-2Lpreč-46	1
Brtva ispod maske u pragu 344.080	Threshold gask. under mask 344.080	Lpreč-48	2
Brtva na spoju krila i fiksnog 344.073	Gasket on sash-fixed joint 344.073	MH-63.5	2
Brtva na spoju krila i fiksnog 344.073	Gasket on sash-fixed joint 344.073	MH-87	2
Brtva prema staklu /vanjska/ 321.002	Gasket to the glass /exterior/ 321.002		4Lkr+4Hkr+2Lfix+2MH
Brtva prema staklu /unut./ 311.004	Gasket to the glass /interior/ 311.004		4Lkr+4Hkr+2Lfix+2MH
Četkasta brtva 347.003	Brush gasket 347.003		(ML/2)+6MH+4Hkr
Izolacijski umetak 340.013	Insulation insert 340.013		4(Lkr-86)+4(Hkr-156) +2(ML-2Lpreč-36)+2(MH-83)
Izolacijski umetak 340.131	Insulation insert 340.131		4Hkr
Izolacijski umetak 340.129	Insulation insert 340.129		2(Lpreč-37)
Umetak na spoju dva krila- 340.137	Insert on two sash joint-brushes 340.137		2



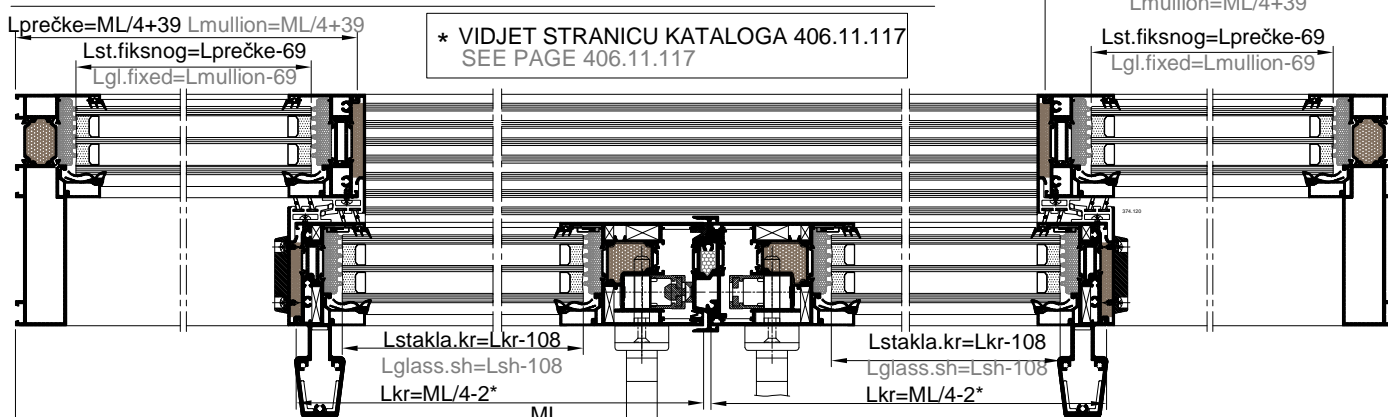
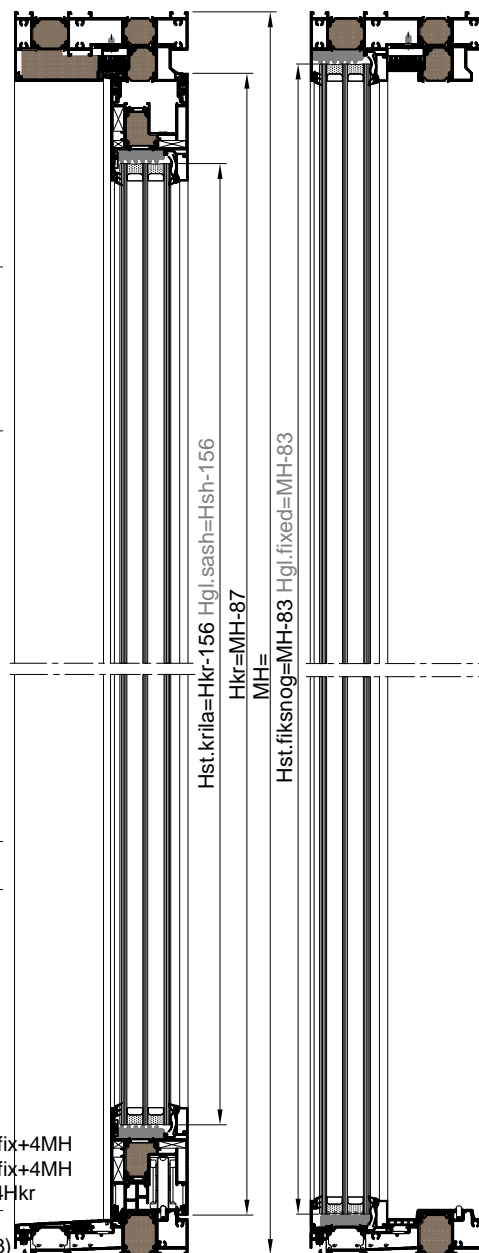
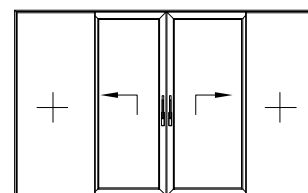
* VIDJET STRANICU KATALOGA 406.11.117
SEE PAGE 406.11.117



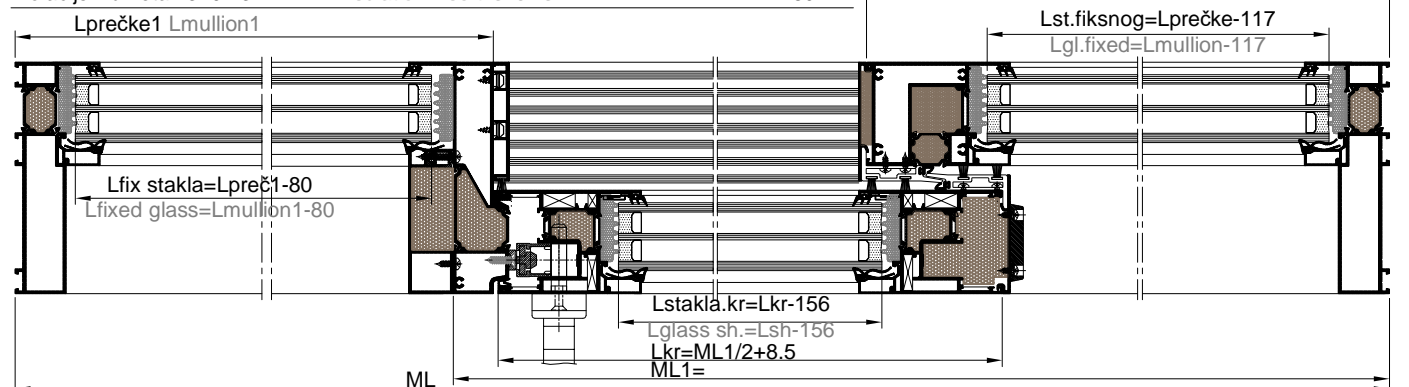
naziv name	mjera measure	kom. pcs.	pilanje cutting
Okomica rama FT-1103F	Frame vertical FT-1103F	MH	2
Vodoravnica rama-donja FT-1102F	Frame horizontal-lower FT-1102F	ML-76	1
Vodoravnica rama-gornja FT-1101F	Frame horizontal-upper FT-1101F	ML-66	1
Krilo FT-1120F	Sash FT-1120F	ML/4+22	4
Krilo FT-1120F	Sash FT-1120F	MH-87	4
Prečka FT-1131F	Mullion FT-1131F	MH-85	2
Umetak rama FT-1132F	Frame insert FT-1132F	ML-64	1
Umetak krila FT-1030F	Frame insert FT-1030F	MH-87	1
Maska F-1538	Mask F-1538	MH-63.5	2
Maska F-1538	Mask F-1538	MH-87	2
Maska praga F-1536	Threshold mask F-1536	ML-2Lpreč-10	1
Maska praga F-1418	Threshold mask F-1418	ML-108	1
Vanjska st lajsna F-1419	Exterior glazing bead F-1419	Lpreč-148	2
Al vodilica F-1112 (elox)	Al guide F-1112 (elox)	ML-76	1
Maska F-1537	Mask F-1537	ML-2Lpreč-10	1
Staklo lajsna Z40-664	Glazing bead Z40-664	Lkr-142	4
Staklo lajsna Z40-664	Glazing bead Z40-664	Hkr-186	4
Staklo lajsna Z40-664	Glazing bead Z40-664	Lpreč-104	4
Staklo lajsna Z40-664	Glazing bead Z40-664	MH-107	4
Kutna spojnica 710.401	Corner bracket 710.401	8	
Kutna spojnica 710.403	Corner bracket 710.403	8	
Kutna spojnica 731.010	Corner bracket 731.010	8	
Kutna spojnica 730.017	Corner bracket 730.017	16	
Čep maske krila donji 373.051 (lijevi)	Cap mask on sash-lower 373.051 (lft.)	1	
Čep maske krila donji 373.052 (desni)	Cap mask on sash-upper 373.052 (rgh.)	1	
Čep maske krila gornji 373.053	Sash mask cap - upper 373.053	2	
Usmjerivač krila 371.024	Sash guide 371.024	4	
Čep za profil FT-1030 363.030	Cap for profile FT-1030 363.030	1 par	
Čep prečke donji 373.067	Mullion cap-lower 373.067	1	
Čep prečke gornji 373.068	Mullion cap-upper 373.068	1	
Čep za donji spoj rama 373.070	Cap for lower frame joint 373.070	1	
Čep za gornji spoj rama 373.071	Cap for upper frame joint 373.071	1	
Čep prečke donji 373.072	Mullion cap-lower 373.072	1	
Čep prečke gornji 373.073	Mullion cap-upper 373.073	1	
Čep za donji spoj rama 373.075	Cap for lower frame joint 373.075	1	
Čep za gornji spoj rama 373.076	Cap for upper frame joint 373.076	1	
Umetak za odvod vode iz krila 360.009	Insert for sash drainage 360.009	4	
Odbojnik na krilu 345.010	Sash bumper 345.010	4	
Pvc profil 374.083	Pvc profile 374.083	MH-63.5	2
Pvc profil 374.083	Pvc profile 374.083	MH-87	2
Brtva krila 321.007	Sash gasket 321.007	2Lkr	
Brtva krila 341.013	Sash gasket 341.013	2Lkr+2Hkr	
Brtva u gornj. horiz.pojasu krila 344.067	Upper horizontal sash zone gasket 344.067	4 Lkr	
Brtva u donjem pojasu krila 344.079	Lower sash zone gasket 344.079	2Lkr	
Brtva u pragu ispod krila 344.061	Under sash threshold gas. 344.061	ML-66	1
Brtva u pragu u fiksnom dijelu 344.081	Threshold gask.-fixed part 344.081	Lpreč-88	2
Brtva ispod maske u pragu 344.080	Threshold gask. under mask 344.080	ML-2Lpreč-10	1
Brtva na spoju krila i fiksnog 344.073	Gasket on sash-fixed joint 344.073	MH-63.5	2
Brtva na spoju krila i fiksnog 344.073	Gasket on sash-fixed joint 344.073	MH-87	2
Brtva prema staklu /vanjska/ 321.002	Gasket to the glass /exterior/ 321.002	4Lkr+4Hkr+4Lfix+4MH	
Brtva prema staklu /unutarnja/ 311.004	Gasket to the glass /interior/ 311.004	4Lkr+4Hkr+4Lfix+4MH (ML/2)+4MH+4Hkr	
Četkasta brtva 347.003	Brush gasket 347.003		
Izolacijski umetak po obodu stakla 340.013	Insulation insert along glass edge 340.013	4(Lkr-132)+4(Hkr-156) +4(Lpreč-94)+4(MH-83)	
Izolacijski umetak 340.130	Insulation insert 340.130	2Hkr	
Izolacijski umetak 340.131	Insulation insert 340.131	2Hkr	
Izolacijski umetak 340.129	Insulation insert 340.129	ML-2Lpreč-10	
Umetak na spoju dva krila- 340.136	Insert on two sash joint-brushes 340.136	2	




naziv name	mjera measure	kom. pcs.	pilanje cutting
Okomica rama FT-1103F	Frame vertical FT-1103F	MH	2
Vodoravnica rama-donja FT-1102F	Frame horizontal-lower FT-1102F	ML-76	1
Vodoravnica rama-gornja FT-1101F	Frame horizontal-upper FT-1101F	ML-66	1
Krilo FT-1120F	Sash FT-1120F	(ML/4)+46*	4
Krilo FT-1120F	Sash FT-1120F	MH-87	2
Krilo FT-1121F	Sash FT-1121F	MH-183	2
Prečka FT-1130F	Mullion FT-1130F	MH-66	2
Umetak rama FT-1132F	Frame insert FT-1132F	ML-64	1
Umetak krila FT-1030F	Frame insert FT-1030F	MH-87	1
Maska F-1538	Mask F-1538	MH-63.5	2
Maska F-1538	Mask F-1538	MH-87	2
Maska praga F-1536	Threshold mask F-1536	ML-2Lpreč-10	1
Maska praga F-1418	Threshold mask F-1418	ML-108	1
Vanjska st lajsna F-1419	Exterior glazing bead F-1419	Lpreč-100	2
Al vodilica F-1112 (elox)	Al guide F-1112 (elox)	ML-76	1
Maska F-1537	Mask F-1537	ML-2Lpreč-10	1
Staklo lajsna Z40-664	Glazing bead Z40-664	Lkr-94	4
Staklo lajsna Z40-664	Glazing bead Z40-664	Hkr-186	4
Staklo lajsna Z40-664	Glazing bead Z40-664	Lpreč-56	4
Staklo lajsna Z40-664	Glazing bead Z40-664	MH-107	4
Kutna spojnica 710.402	Corner bracket 710.402		4
Kutna spojnica 710.401	Corner bracket 710.401		4
Kutna spojnica 710.403	Corner bracket 710.403		4
Kutna spojnica 710.404	Corner bracket 710.404		4
Kutna spojnica 731.010	Corner bracket 731.010		8
Kutna spojnica 730.017	Corner bracket 730.017		8
Čep maske krila donji 373.051 (lijevi)	Cap mask on sash-lower 373.051 (left)		1
Čep maske krila donji 373.052 (desni)	Cap mask on sash-lower 373.052 (right)		1
Čep maske krila gornji 373.053	Cap mask on sash-upper 373.053		2
Usmjerivač krila 373.078	Sash guide 373.078		4
Umetak za odvod vode iz krila 360.009	Insert for sash drainage 360.009		4
Odbojnik na krilu 345.010	Sash bumper 345.010		4
Čep profila malog krila FT-1121 363.062	Cap for small sash profile FT-1121 363.062		2 par
Čep prečke 363.053 (lijevi)	Mullion cap 363.053 (left)		1
Čep prečke 363.054 (desni)	Mullion cap 363.054 (right)		1
Čep za profil FT-1030 363.030	Profile cap FT-1030 363.030		1 par
Čep prečke gornji 373.069	Mullion cap-upper 373.069		1
Čep za donji spoj rama 373.070	Cap for lower frame joint 373.070		1
Čep za gornji spoj rama 373.071	Cap for upper frame joint 373.071		1
Čep prečke gornji 373.074	Mullion cap-upper 373.074		1
Čep za donji spoj rama 373.075	Cap for lower frame joint 373.075		1
Čep za gornji spoj rama 373.076	Cap for upper frame joint 373.076		1
Pvc profil 374.120	Pvc profile 374.120	MH-63.5	2
Pvc profil 374.120	Pvc profile 374.120	MH-87	2
Brtva krila 344.106	Sash gasket 344.106		2Lkr
Brtva krila 344.108	Sash gasket 341.108		2Lkr+2Hkr
Brtva u gornj.horiz.pojasu krila 344.067	Upper horizontal sash zone gasket 344.067		4 Lkr
Brtva u donjem pojasu krila 344.079	Lower sash zone gasket 344.079		2Lkr
Brtva u pragu ispod krila 344.061	Threshold gask. under mask 344.061	ML-66	1
Brtva u pragu u fiksnom dijelu 344.081	Threshold gasket-fixed part 344.081	Lpreč-48	2
Brtva ispod maske u pragu 344.080	Threshold gask. under mask 344.080	ML-2Lpreč-10	1
Brtva na spoju krila i fiksnog 344.073	Gasket on sash-fixed joint 344.073	MH-63.5	2
Brtva na spoju krila i fiksnog 344.073	Gasket on sash-fixed joint 344.073	MH-87	2
Brtva prema staklu /vanjska/ 321.002	Gasket to the glass /exterior/ 321.002		4Lkr+4Hkr+4Lfix+4MH
Brtva prema staklu /unut./ 311.004	Gasket to the glass /interior/ 311.004		4Lkr+4Hkr+4Lfix+4MH
Četkasta brtva 347.003	Brush gasket 347.003		(ML/2)+4MH+4Hkr
Izolacijski umetak po obodu stakla 340.013	Insulation insert along glass edge 340.013		4(Lkr-86)+4(Hkr-156)
Izolacijski umetak 340.131	Insulation insert 340.131		+4(Lpreč-46)+4(MH-83)
Izolacijski umetak 340.129	Insulation insert 340.129		4Hkr
Umetak na spoju dva krila- 340.137	Insert on two sash joint-brushes 340.137		ML-2Lpreč-10



naziv name	mjera measure	kom. pcs.	pilanje cutting
Okomica rama FT-1103F	Frame vertical FT-1103F	MH	2
Vodoravnica rama-donja FT-1102F	Frame horizontal-lower FT-1102F	ML-76	1
Vodoravnica rama-gornja FT-1101F	Frame horizontal-upper FT-1101F	ML-66	1
Krilo FT-1120F	Sash FT-1120F	ML1/2+8.5	2
Krilo FT-1120F	Sash FT-1120F	MH-87	2
Prečka FT-1131F	Mullion FT-1131F	MH-85	1
Prečka FT-1135F	Mullion FT-1135F	MH-54.5	1
Umetak rama FT-1132F	Frame insert FT-1132F	ML-(Lprečke1 +43)	1
Maska F-1538	Mask F-1538	MH-63.5	1
Maska F-1538	Mask F-1538	MH-87	1
Maska praga F-1536	Threshold mask F-1536	ML1-Lpreč.-31	1
Maska praga F-1418	Threshold mask F-1418	ML-59	1
Vanjska st lajsna F-1419	Exterior glazing bead F-1419	Lpreč.-148	1
Vanjska st lajsna F-1419	Exterior glazing bead F-1419	Lpreč.1-110	1
Al vodilica F-1112 (elox)	Al guide F-1112 (elox)	ML1-64	1
Maska F-1537	Mask F-1537	ML1-Lpreč.-31	1
Maska F-1542	Mask F-1542	Lpreč.1-59	1
Maska F-1539	Mask F-1539	MH-80	1
Staklo lajsna Z40-664	Glazing bead Z40-664	Lkr-142	2
Staklo lajsna Z40-664	Glazing bead Z40-664	Hkr-186	2
Staklo lajsna Z40-664	Glazing bead Z40-664	Lpreč-104	2
Staklo lajsna Z40-664	Glazing bead Z40-664	MH-107	3
Staklo lajsna Z40-664	Glass glazing bead Z40-664	Lpreč.1-59	2
Kutna spojnica 710.401	Corner bracket 710.401		4
Kutna spojnica 710.403	Corner bracket 710.403		4
Kutna spojnica 731.010	Corner bracket 731.010		4
Kutna spojnica 730.017	Corner bracket 730.017		8
Čep maske krila donji 373.051 (lijevi)	Cap mask on sash-lower 373.051 (left)		1
Čep maske krila gornji 373.053	Cap mask on sash-upper 373.053		1
Usmjerivač krila 373.078	Sash guide 373.078		2
Umetak za odvod vode iz krila 360.009	Insert for sash drainage 360.009		2
Odbojnik na krilu 345.010	Sash bumper 345.010		2
Čep za donji spoj prečke 363.060	Cap for lower frame joint 363.060		1
Čep prečke donji 373.067	Mullion cap-lower 373.067		1
Čep prečke gornji 373.068	Mullion cap-upper 373.068		1
Čep za donji spoj rama 373.070	Cap for lower frame joint 373.070		1
Čep za gornji spoj rama 373.071	Cap for upper frame joint 373.071		1
Čep za donji spoj rama 373.075	Cap for lower frame joint 373.075		1
Čep za gornji spoj rama 373.076	Cap for upper frame joint 373.076		1
Pvc profil 374.083	Pvc profile 374.083	MH-63.5	1
Pvc profil 374.083	Pvc profile 374.083	MH-87	1
Brtva krila 344.106	Sash gasket 344.106		1Lkr+1Hkr
Brtva krila 344.108	Sash gasket 344.108		1Lkr+1Hkr
Brtva u gornj. horiz. pojasu krila 344.067	Upper horiz. sash zone gasket 344.067		2 Lkr
Brtva u donjem pojasu krila 344.079	Lower sash zone gasket 344.079		Lkr
Brtva u pragu ispod krila 344.061	Under sash threshold gasket 344.061	ML1-74	1
Brtva u pragu u fiks. dijelu 344.081	Threshold gasket-fixed part 344.081	Lpreč1-78	1
Brtva ispod maske u pragu 344.080	Threshold gask. under mask 344.080	ML1-Lpreč-31	1
Brtva ispod maske u pragu 344.080	Threshold gask. under mask 344.080	Lpreč.1-59	1
Brtva na spoju krila i fiksnog 344.073	Gasket on sash-fixed joint 344.073	MH-63.5	1
Brtva na spoju krila i fiksnog 344.073	Gasket on sash-fixed joint 344.073	MH-87	1
Brtva prema staklu /vanjska/ 321.002	Gasket to the glass /ext./ 321.002	2Lkr+2Hkr+2Lpreč1+2Lpreč+4MH	
Brtva prema staklu /unut./ 311.004	Gasket to the glass /inter./ 311.004	2Lkr+2Hkr+2Lpreč1+2Lpreč+4MH	
Brtva ispod maske F-1539 351.017	Gasket under mask F-1539 351.017	Lkr	
Četkasta brtva 347.003	Brush gasket 347.003	MH-80	1
Izolacijski umetak po obodu stakla 340.013	Insulation insert 340.013	2(Lkr-132)+2(Hkr-156)	
Insulation insert along glass edge 340.013		+(2Lpreč.+2Lpreč.1)+4(MH-83)	
Izolacijski umetak 340.130	Insulation insert 340.130	1Hkr	
Izolacijski umetak 340.131	Insulation insert 340.131	1Hkr	
Izolacijski umetak 340.129	Insulation insert 340.129	ML1-Lpreč1-31	
Umetak na spoju dva krila-340.136	Insert on two sash joint-brushes 340.136		1
Izolacijski umetak 340.132	Insulation insert 340.132	MH-80	



naziv name	mjera measure	kom. pcs.	pilanje cutting
Okomica rama FT-1103F	Frame vertical FT-1103F	MH	2
Vodoravnica rama-donja FT-1102F	Frame horizontal-lower FT-1102F	ML-76	1
Vodoravnica rama-gornja FT-1101F	Frame horizontal-upper FT-1101F	ML-66	1
Krilo FT-1120F	Sash FT-1120F	(ML1/2)+32.5*	2
Krilo FT-1120F	Sash FT-1120F	MH-87	1
Krilo FT-1121F	Sash FT-1121F	MH-87	1
Prečka FT-1130F	Mullion FT-1130F	MH-66	1
Prečka FT-1135F	Mullion FT-1135F	MH-54.5	1
Umetak rama FT-1132F	Frame insert FT-1132F	ML-(Lprečke1+43)	1
Maska F-1538	Mask F-1538	MH-63.5	1
Maska F-1538	Mask F-1538	MH-87	1
Maska praga F-1536	Threshold mask F-1536	ML1-Lpreč.-31	1
Maska praga F-1418	Threshold mask F-1418	ML-59	1
Vanjska st lajsna F-1419	Exterior glazing bead F-1419	Lpreč.-99.5	1
Vanjska st lajsna F-1419	Exterior glazing bead F-1419	Lpreč.1-110	1
Al vodilica F-1112 (elox)	Al guide F-1112 (elox)	ML1-64	1
Maska F-1537	Mask F-1537	ML1-Lpreč.-31	1
Maska F-1542	Mask F-1542	Lpreč.1-59	1
Maska F-1539	Mask F-1539	MH-80	1
Staklo lajsna Z40-664	Glazing bead Z40-664	Lkr-94	2
Staklo lajsna Z40-664	Glazing bead Z40-664	Hkr-186	2
Staklo lajsna Z40-664	Glazing bead Z40-664	Lpreč-56	2
Staklo lajsna Z40-664	Glazing bead Z40-664	MH-107	3
Staklo lajsna Z40-664	Glazing bead Z40-664	Lpreč.1-59	2
Kutna spojnica 710.402	Corner bracket 710.402		2
Kutna spojnica 710.401	Corner bracket 710.401		2
Kutna spojnica 710.403	Corner bracket 710.403		2
Kutna spojnica 710.404	Corner bracket 710.404		2
Kutna spojnica 731.010	Corner bracket 731.010		8
Kutna spojnica 730.017	Corner bracket 730.017		8
Čep maske krila donji 373.051 (lijevi)	Cap mask on sash-lower 373.051 (left)		1
Čep maske krila gornji 373.053	Cap mask on sash-upper 373.053		1
Usmjerivač krila 373.078	Sash guide 373.078		2
Umetak za odvod vode iz krila 360.009	Insert for sash drainage 360.009		2
Odbojnik na krilu 345.010	Sash bumper 345.010		2
Čep prečke 363.053 (lijevi)	Mullion cap 363.053 (left)		1
Čep za donji spoj prečke 363.060	Cap for lower frame joint 363.060		1
Čep prečke donji 363.053	Mullion cap-lower 363.053		1
Čep prečke gornji 373.069	Mullion cap-upper 373.069		1
Čep za donji spoj rama 373.070	Cap for lower frame joint 373.070		1
Čep za gornji spoj rama 373.071	Cap for upper frame joint 373.071		1
Čep za donji spoj rama 373.075	Cap for lower frame joint 373.075		1
Čep za gornji spoj rama 373.076	Cap for upper frame joint 373.076		1
Pvc profil 374.120	Pvc profile 374.120	MH-63.5	1
Pvc profil 374.120	Pvc profile 374.120	MH-87	1
Brtva krila 344.106	Sash gasket 344.106		1Lkr+1Hkr
Brtva krila 344.108	Sash gasket 344.108		1Lkr+1Hkr
Brtva u gornj. horiz.pojasu krila 344.067	Upper horiz. sash zone gasket 344.067		2 Lkr
Brtva u donjem pojasu krila 344.079	Lower sash zone gasket 344.079		Lkr
Brtva u pragu ispod krila 344.061	Under sash threshold gasket 344.061	ML1-74	1
Brtva u pragu u fiksnom dijelu 344.081	Threshold gasket-fixed part 344.081	Lpreč1-78	1
Brtva ispod maske u pragu 344.080	Threshold gasket under mask 344.080	ML1-Lpreč-31	1
Brtva ispod maske u pragu 344.080	Threshold gasket under mask 344.080	Lpreč.1-59	1
Brtva na spoju krila i fiksnog 344.073	Gasket on sash-fixed joint 344.073	MH-63.5	1
Brtva na spoju krila i fiksnog 344.073	Gasket on sash-fixed joint 344.073	MH-87	1
Brtva prema staklu /vanjska/ 321.002	Gasket to the glass /exterior/ 321.002	2Lkr+2Hkr+2Lpreč1+2Lpreč+4MH	
Brtva prema staklu /unutarnja/ 311.004	Gasket to the glass /interior/ 311.004	2Lkr+2Hkr+2Lpreč1+2Lpreč+4MH	
Brtva ispod maske F-1539 351.017	Gasket under mask F-1539 351.017	Lkr	
Četkasta brtva 347.003	Brush gasket 347.003	MH-80	1
Izolacijski umetak po obodu stakla 340.013	Insulation insert along glass edge 340.013	2(Lkr-86)+2(Hkr-156) +(2Lpreč.+2Lpreč.1)+4(MH-83)	
Izolacijski umetak 340.130	Insulation insert 340.130	1Hkr	
Izolacijski umetak 340.131	Insulation insert 340.131	1Hkr	
Izolacijski umetak 340.129	Insulation insert 340.129	ML1-Lpreč1-31	
Umetak na spoju dva krila- 340.137	Insert on two sash joint-brushes 340.137	1	
Izolacijski umetak 340.132	Insulation insert 340.132	MH-80	



* VIDJET STRANICU KATALOGA 406.11.117
SEE PAGE 406.11.117

FEAL



Skenirajte QR kod i registrirajte
se na partner.feal.ba

*Scan the QR code and register
on partner.feal.ba*

TERMO 150

Knjiga B / *Book B*

Lipanj 2021 / June 2021

FEAL d.o.o.

Trnska cesta 146

88220 Široki Brijeg

Bosna i Hercegovina

Tel. +387 39 704-269; 705-807; 705-636

Fax. +387 39 704-358

info@feal.ba

www.feal.ba